

NSYEBAP13618

Power distribution block, Linergy, enclosed, 335A CU, 270A AL, 600 V, 2 line side lug, 8 load side lug, AL lug, panel



Main

Range of product	NSYEB
Product or component type	Power Distribution Block

Complementary

[Ue] rated operational voltage	600 V AC/DC
Line Rated Current	335 A copper 270 A aluminium
Mounting support	Panel
Fixing mode	By screws M6 By screws 1/4 inch
Electrical connection	Tin plated aluminium lugs
Number of terminals	1 line 8 load
Number of cables	Line 1, AWG 14...AWG 3/0, copper Line 1, AWG 6...AWG 3/0, aluminium Line 1, AWG 6...400 kcmil, copper Line 1, AWG 6...400 kcmil, aluminium Load 8, AWG 14...AWG 2, copper Load 8, AWG 6...AWG 2, aluminium
Short-circuit current	100 kA
Material	Thermoplastic block
Colour of enclosure	Grey
Wire stripping length	Line 1 in (25.40 mm) Line 1.44 in (36.58 mm) Load 0.63 in (16.00 mm) top Load 0.63 in (16.00 mm) bottom
Connections - terminals	Line lug 375 lbf.in (42.37 N.m) AWG 2/0...400 kcmil copper Line lug 275 lbf.in (31.07 N.m) AWG 6...AWG 1/0 copper Line lug 375 lbf.in (42.37 N.m) AWG 2/0...400 kcmil aluminium Line lug 275 lbf.in (31.07 N.m) AWG 6...AWG 1/0 aluminium Line lug 120 lbf.in (13.56 N.m) AWG 1...AWG 3/0 copper Line lug 80 lbf.in (9.04 N.m) AWG 6...AWG 2 copper Line lug 40 lbf.in (4.52 N.m) AWG 14...AWG 8 copper Line lug 120 lbf.in (13.56 N.m) AWG 1...AWG 3/0 aluminium Line lug 80 lbf.in (9.04 N.m) AWG 6...AWG 2 aluminium Load lug 80 lbf.in (9.04 N.m) AWG 6...AWG 2 copper Load lug 40 lbf.in (4.52 N.m) AWG 14...AWG 8 copper Load lug 80 lbf.in (9.04 N.m) AWG 6...AWG 2 aluminium
Height	4.39 in (111.51 mm)

The information provided in this documentation contains general descriptions and/or technical characteristics of the performance of the products contained herein. This documentation is not intended as a substitute for and is not to be used for determining suitability or reliability of these products for specific user applications. It is the duty of any such user or integrator to perform the appropriate and complete risk analysis, evaluation and testing of the products with respect to the relevant specific application or use thereof. Neither Schneider Electric Industries SAS nor any of its affiliates or subsidiaries shall be responsible or liable for misuse of the information contained herein.

Tightening torque	Line 375 lb.in, AWG 2/0...400 kcmil, copper Line 275 lb.in, AWG 6...AWG 1/0, copper Line 375 lb.in, AWG 2/0...400 kcmil, aluminium Line 275 lb.in, AWG 6...AWG 1/0, aluminium Line 120 lb.in, AWG 1...AWG 3/0, copper Line 80 lb.in, AWG 6...AWG 2, copper Line 40 lb.in, AWG 14...AWG 8, copper Line 120 lb.in, AWG 1...AWG 3/0, aluminium Line 80 lb.in, AWG 6...AWG 2, aluminium Load 80 lb.in, AWG 6...AWG 2, copper Load 40 lb.in, AWG 14...AWG 8, copper Load 80 lb.in, AWG 6...AWG 2, aluminium
Width	2.26 in (57.40 mm)
Depth	3.14 in (79.76 mm)
Product compatibility	NSYEBP2 AWG 2) NSYEBP20 AWG 2/0) NSYEBP400 400 kcmil)

Environment

Product certifications	CSA file 70361 class 6228 01 CE UL recognized E60616 CCN XCFR2
Dielectric strength	1000 V 0.29 in ² (185 mm ²) IEC 60947-7-1
Ambient air temperature for operation	-40...257 °F (-40...125 °C)





Ordering and shipping details

Category	21713 - IEC ENCLOSED POWER DISTR BLOCKS
Discount Schedule	CP1
GTIN	00785901641957
Nbr. of units in pkg.	1
Package weight(Lbs)	0.77 lb(US) (0.35 kg)
Returnability	Yes
Country of origin	US

Packing Units

Package 1 Height	3.30 in (8.382 cm)
Package 1 width	2.30 in (5.842 cm)
Package 1 Length	4.50 in (11.430 cm)

Offer Sustainability

REACH Regulation	 REACH Declaration
REACH free of SVHC	Yes
EU RoHS Directive	Compliant  EU RoHS Declaration
Toxic heavy metal free	Yes
Mercury free	Yes
RoHS exemption information	 Yes
China RoHS Regulation	 China RoHS Declaration
WEEE	The product must be disposed on European Union markets following specific waste collection and never end up in rubbish bins.
Halogen content performance	Halogen free product