

EMC filter - NEF 1- 1 - 2794123

Please be informed that the data shown in this PDF Document is generated from our Online Catalog. Please find the complete data in the user's documentation. Our General Terms of Use for Downloads are valid (<http://phoenixcontact.com/download>)



Mains interference filter, with universal foot for mounting on NS 32 and NS 35/7.5, nominal current: 1 A

Product Features

- DIN rail module
- For single-phase circuits



Key Commercial Data

Packing unit	1 pc
GTIN	 4 017918 072810
Weight per Piece (excluding packing)	95.16 g
Custom tariff number	85363010
Country of origin	Germany

Technical data

Dimensions

Height	79.4 mm
Width	25 mm
Depth	84.15 mm

Ambient conditions

Degree of protection	IP20
Ambient temperature (operation)	-25 °C ... 100 °C (HMF)

General

Housing material	PA
------------------	----

EMC filter - NEF 1- 1 - 2794123

Technical data

General

Flammability rating according to UL 94	V2
Color	black
Standards for clearances and creepage distances	IEC 60664-1
	VDE 0110-1
Type	Rail-mountable module, one-piece
Mounting type	DIN rail: 35 mm
Number of positions	2
Direction of action	1L-N & N-PE

Protective circuit

Nominal voltage U_N	240 V AC
Max. operating voltage U_{max}	264 V AC
Arrester rated voltage U_C (L-N)	264 V AC
Arrester rated voltage U_C (L-PE)	264 V AC
Nominal frequency f_N	50 Hz
	60 Hz
Nominal current I_N	1 A (40°C)
Operating effective current I_C at U_C	≤ 0.25 mA
Residual current I_{PE}	≤ 0.5 mA
Inductivity in series	2x 10 mH (in acc. with VDE 0565-2 with current compensation)
Capacity (L-N)	2x 100 nF (X2)
Capacity (L-PE)	2x 2.2 nF (Y2)
Max. required back-up fuse	1 A (gL)
Input attenuation aE, sym.	≥ 65 dB (50 Ω / 1 MHz)
Input attenuation aE, asym.	≥ 45 dB (50 Ω / 1 MHz)
Surge protection fault message	None

Non-heating apparatus connection, power supply

Connection method	Screw connection
Connection type IN	Screw terminal blocks
Connection type OUT	Screw terminal blocks
Screw thread	M3
Tightening torque	0.8 Nm
Stripping length	8 mm
Conductor cross section flexible min.	0.2 mm ²
Conductor cross section flexible max.	2.5 mm ²
Conductor cross section solid min.	0.2 mm ²
Conductor cross section solid max.	4 mm ²

EMC filter - NEF 1- 1 - 2794123

Technical data

Non-heating apparatus connection, power supply

Conductor cross section AWG min.	24
Conductor cross section AWG max.	12

Standards and Regulations

Standards/regulations	IEC 60939-2
	DIN EN 60939-2

Protective circuit, filter

Discharge resistor	1 MΩ
--------------------	------

Classifications

eCl@ss

eCl@ss 4.0	27140201
eCl@ss 4.1	27130801
eCl@ss 5.0	27130801
eCl@ss 5.1	27130801
eCl@ss 6.0	27130806
eCl@ss 7.0	27130806
eCl@ss 8.0	27130806
eCl@ss 9.0	27130806

ETIM

ETIM 2.0	EC000942
ETIM 3.0	EC000942
ETIM 4.0	EC000942
ETIM 5.0	EC000942

UNSPSC

UNSPSC 6.01	30212010
UNSPSC 7.0901	39121610
UNSPSC 11	39121610
UNSPSC 12.01	39121610
UNSPSC 13.2	39121620

Approvals

Approvals

EMC filter - NEF 1- 1 - 2794123

Approvals


Approvals


UL Recognized / VDE Zeichengenehmigung / EAC / EAC

Ex Approvals

Approvals submitted

Approval details

UL Recognized 	
mm ² /AWG/kcmil	22-12
Nominal current I _N	1 A
Nominal voltage U _N	250 V

VDE Zeichengenehmigung 	
mm ² /AWG/kcmil	2.5
Nominal current I _N	1 A
Nominal voltage U _N	250 V

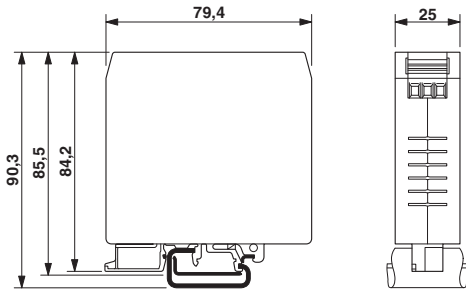
EAC

EAC

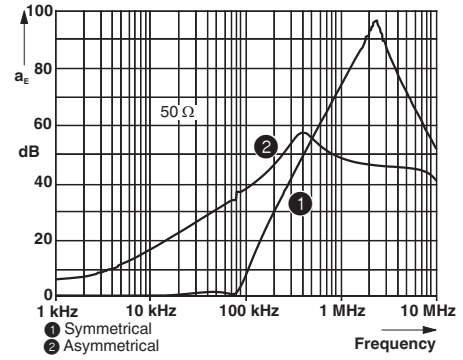
Drawings

EMC filter - NEF 1- 1 - 2794123

Dimensional drawing



Diagram



Circuit diagram

