

## Micro terminal - MT 1,5-QUATTRO BU - 3025150

Please be informed that the data shown in this PDF Document is generated from our Online Catalog. Please find the complete data in the user's documentation. Our General Terms of Use for Downloads are valid (<http://phoenixcontact.com/download>)




Micro terminal, Cross section: 0.14 mm<sup>2</sup> - 1.5 mm<sup>2</sup>, AWG: 26 - 16, Connection type: Screw connection, Width: 4.2 mm, Color: blue, Mounting type: NS 15

### Product Features

- Design width of just 4.2 mm
- Nominal cross section of 1.5 mm<sup>2</sup>
- Space saving thanks to compact design and mounting option on a 15 mm DIN rail
- Clear arrangement thanks to marking of all terminal points
- Wide range of labeling options
- Easy potential distribution thanks to standardized plug-in bridges
- Snap-on foot for NS 15 DIN rails
- Can be bridged in terminal center

### Key Commercial Data

Packing unit	1 pc
Minimum order quantity	50 pc
GTIN	 4 017918 145620
Weight per Piece (excluding packing)	4.556 g
Custom tariff number	85369010
Country of origin	Turkey

### Technical data

#### General

Number of levels	2
Number of connections	4
Nominal cross section	1.5 mm <sup>2</sup>
Color	blue
Insulating material	PA

## Micro terminal - MT 1,5-QUATTRO BU - 3025150

### Technical data

#### General

Flammability rating according to UL 94	V0
Rated surge voltage	4 kV
Degree of pollution	3
Overvoltage category	III
Insulating material group	I
Connection in acc. with standard	IEC 60947-7-1
Nominal current $I_N$	16 A
Maximum load current	16 A (In case of a 1.5 mm <sup>2</sup> conductor cross section, the maximum load current must not be exceeded by the total current of all connected conductors.)
Nominal voltage $U_N$	400 V
Open side panel	Yes

#### Dimensions

Width	4.2 mm
Length	33.5 mm

#### Connection data

Connection method	Screw connection
Conductor cross section solid min.	0.14 mm <sup>2</sup>
Conductor cross section solid max.	1.5 mm <sup>2</sup>
Conductor cross section flexible min.	0.14 mm <sup>2</sup>
Conductor cross section flexible max.	1.5 mm <sup>2</sup>
Conductor cross section AWG min.	26
Conductor cross section AWG max.	16
Conductor cross section flexible, with ferrule without plastic sleeve min.	0.25 mm <sup>2</sup>
Conductor cross section flexible, with ferrule without plastic sleeve max.	0.75 mm <sup>2</sup>
Conductor cross section flexible, with ferrule with plastic sleeve min.	0.25 mm <sup>2</sup>
Conductor cross section flexible, with ferrule with plastic sleeve max.	0.75 mm <sup>2</sup>
2 conductors with same cross section, solid min.	0.14 mm <sup>2</sup>
2 conductors with same cross section, solid max.	0.5 mm <sup>2</sup>
2 conductors with same cross section, stranded min.	0.14 mm <sup>2</sup>
2 conductors with same cross section, stranded max.	0.5 mm <sup>2</sup>
2 conductors with same cross section, stranded, ferrules without plastic sleeve, min.	0.25 mm <sup>2</sup>
2 conductors with same cross section, stranded, ferrules without plastic sleeve, max.	0.34 mm <sup>2</sup>
Stripping length	6 mm
Internal cylindrical gage	A1
Screw thread	M2

## Micro terminal - MT 1,5-QUATTRO BU - 3025150

### Technical data

#### Connection data

Tightening torque, min	0.22 Nm
Tightening torque max	0.25 Nm

#### Standards and Regulations

Connection in acc. with standard	CSA
	IEC 60947-7-1
Flammability rating according to UL 94	V0

### Classifications

#### eCl@ss

eCl@ss 4.0	27141123
eCl@ss 4.1	27141123
eCl@ss 5.0	27141120
eCl@ss 5.1	27141120
eCl@ss 6.0	27141120
eCl@ss 7.0	27141120
eCl@ss 8.0	27141120
eCl@ss 9.0	27141120

#### ETIM

ETIM 2.0	EC000897
ETIM 3.0	EC000897
ETIM 4.0	EC000897
ETIM 5.0	EC000897

#### UNSPSC

UNSPSC 6.01	30211811
UNSPSC 7.0901	39121410
UNSPSC 11	39121410
UNSPSC 12.01	39121410
UNSPSC 13.2	39121410

### Approvals

#### Approvals

---

# Micro terminal - MT 1,5-QUATTRO BU - 3025150

## Approvals


Approvals


CSA / UL Recognized / LR / GL / BV / DNV / CCA / EAC

Ex Approvals

Approvals submitted

## Approval details

CSA 	
mm <sup>2</sup> /AWG/kcmil	28-14
Nominal current I <sub>N</sub>	15 A
Nominal voltage U <sub>N</sub>	300 V

UL Recognized 		
	B	D
mm <sup>2</sup> /AWG/kcmil	30-14	30-14
Nominal current I <sub>N</sub>	15 A	10 A
Nominal voltage U <sub>N</sub>	300 V	300 V

LR

GL

BV

DNV

## Micro terminal - MT 1,5-QUATTRO BU - 3025150

### Approvals

CCA	
mm <sup>2</sup> /AWG/kcmil	1.5
Nominal voltage UN	400 V

EAC
-----