

Base strip - MSTBV 2,5/ 3-G - 1753453

Please be informed that the data shown in this PDF Document is generated from our Online Catalog. Please find the complete data in the user's documentation. Our General Terms of Use for Downloads are valid (<http://phoenixcontact.com/download>)

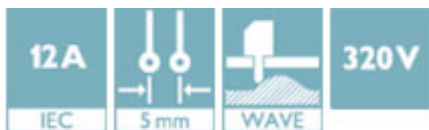
Header, Nominal current: 12 A, Rated voltage (III/2): 320 V, Number of positions: 3, Pitch: 5 mm, Color: green, Contact surface: Tin, Mounting: Wave soldering



The figure shows a 10-position version of the product

Why buy this product

- Other pin lengths available on request
- Versions with and without side panel
- Plug-in direction parallel and vertical to the PCB
- Standard pin strip for 320 V (III/2)



Key Commercial Data

Packing unit	250 STK
GTIN	 4 017918 028381

Technical data

Dimensions

Length	8.6 mm
Pitch	5.00 mm
Dimension a	10 mm
Constructional height	12 mm
Length of the solder pin	3.9 mm
Pin dimensions	1 x 1 mm
Hole diameter	1.4 mm

General

Range of articles	MSTBV 2,5/..-G
Insulating material group	I
Rated surge voltage (III/3)	4 kV

Base strip - MSTBV 2,5/ 3-G - 1753453

Technical data

General

Rated surge voltage (III/2)	4 kV
Rated surge voltage (II/2)	4 kV
Rated voltage (III/3)	250 V
Rated voltage (III/2)	320 V
Rated voltage (II/2)	400 V
Connection in acc. with standard	EN-VDE
Nominal current I _N	12 A
Maximum load current	12 A
Insulating material	PA
Flammability rating according to UL 94	V0
Color	green
Number of positions	3

Standards and Regulations

Connection in acc. with standard	EN-VDE
	CSA
Flammability rating according to UL 94	V0

Classifications

eCl@ss

eCl@ss 4.0	272607xx
eCl@ss 4.1	27260701
eCl@ss 5.0	27260701
eCl@ss 5.1	27260701
eCl@ss 6.0	27260704
eCl@ss 7.0	27440402
eCl@ss 8.0	27440402
eCl@ss 9.0	27440402

ETIM

ETIM 3.0	EC001121
ETIM 4.0	EC002637
ETIM 5.0	EC002637

UNSPSC

UNSPSC 6.01	30211810
UNSPSC 7.0901	39121409
UNSPSC 11	39121409
UNSPSC 12.01	39121409
UNSPSC 13.2	39121409

Base strip - MSTBV 2,5/ 3-G - 1753453

Approvals

Approvals

Approvals

CSA / VDE Gutachten mit Fertigungsüberwachung / IECEx CB Scheme / EAC / cULus Recognized

Ex Approvals

Approvals submitted

Approval details

CSA		
	B	D
Nominal current IN	12 A	10 A
Nominal voltage UN	300 V	300 V

VDE Gutachten mit Fertigungsüberwachung	
Nominal current IN	12 A
Nominal voltage UN	250 V

IECEE CB Scheme	
Nominal current IN	12 A
Nominal voltage UN	250 V

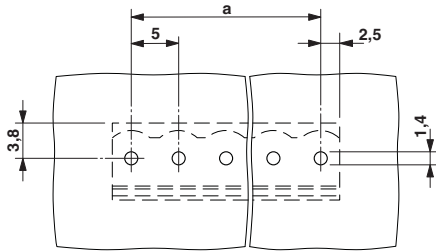
EAC

cULus Recognized		
	B	D
Nominal current IN	12 A	10 A
Nominal voltage UN	300 V	300 V

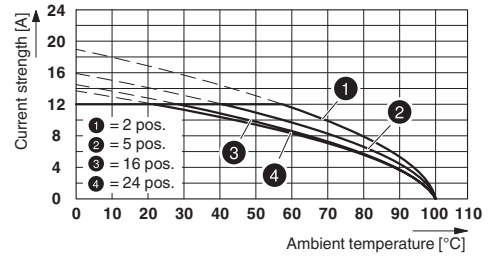
Base strip - MSTBV 2,5/ 3-G - 1753453

Drawings

Drilling diagram

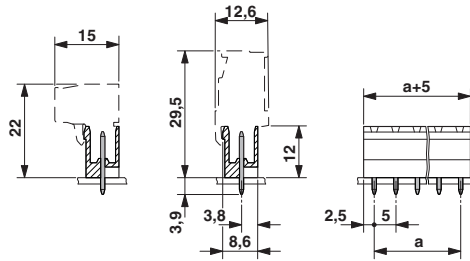


Diagram



Type: MSTB 2,5/...-ST with MSTBV 2,5/...-G

Dimensional drawing



Phoenix Contact 2016 © - all rights reserved
<http://www.phoenixcontact.com>

PHOENIX CONTACT GmbH & Co. KG
Flachsmarktstr. 8
32825 Blomberg
Germany
Tel. +49 5235 300
Fax +49 5235 3 41200
<http://www.phoenixcontact.com>