

# Printed-circuit board connector - MSTBT 2,5/ 4-ST-5,08 - 1780002

Please be informed that the data shown in this PDF Document is generated from our Online Catalog. Please find the complete data in the user's documentation. Our General Terms of Use for Downloads are valid (<http://phoenixcontact.com/download>)

Plug component, Nominal current: 12 A, Rated voltage (III/2): 320 V, Number of positions: 4, Pitch: 5.08 mm, Connection method: Screw connection with tension sleeve, Color: green, Contact surface: Tin




The figure shows a 10-position version of the product

## Why buy this product

- Well-known connection principle allows worldwide use
- Low temperature rise, thanks to maximum contact force
- Allows connection of two conductors



## Key Commercial Data

Packing unit	100 STK
GTIN	 4 017918 040697
GTIN	4017918040697
Weight per Piece (excluding packing)	6.680 g
Custom tariff number	85366990
Country of origin	Germany

## Technical data

### Dimensions

Width	20.32 mm
Pitch	5.08 mm
Dimension a	15.24 mm

### General

Range of articles	MSTBT 2,5/..-ST
Type of contact	Female connector
Number of positions	4
Connection method	Screw connection with tension sleeve

# Printed-circuit board connector - MSTBT 2,5/ 4-ST-5,08 - 1780002

## Technical data

### General

Insulating material group	I
Rated surge voltage (III/3)	4 kV
Rated surge voltage (III/2)	4 kV
Rated surge voltage (II/2)	4 kV
Rated voltage (III/3)	250 V
Rated voltage (III/2)	320 V
Rated voltage (II/2)	630 V
Connection in acc. with standard	EN-VDE
Nominal current $I_N$	12 A
Nominal cross section	2.5 mm <sup>2</sup>
Maximum load current	12 A (with a 2.5 mm <sup>2</sup> conductor cross section)
Insulating material	PA
Flammability rating according to UL 94	V0
Internal cylindrical gage	A3
Stripping length	7 mm
Screw thread	M3
Tightening torque, min	0.5 Nm
Tightening torque max	0.6 Nm

### Connection data

Conductor cross section solid min.	0.2 mm <sup>2</sup>
Conductor cross section solid max.	2.5 mm <sup>2</sup>
Conductor cross section flexible min.	0.2 mm <sup>2</sup>
Conductor cross section flexible max.	2.5 mm <sup>2</sup>
Conductor cross section flexible, with ferrule without plastic sleeve min.	0.25 mm <sup>2</sup>
Conductor cross section flexible, with ferrule without plastic sleeve max.	2.5 mm <sup>2</sup>
Conductor cross section flexible, with ferrule with plastic sleeve min.	0.25 mm <sup>2</sup>
Conductor cross section flexible, with ferrule with plastic sleeve max.	2.5 mm <sup>2</sup>
Conductor cross section AWG min.	24
Conductor cross section AWG max.	12
2 conductors with same cross section, solid min.	0.2 mm <sup>2</sup>
2 conductors with same cross section, solid max.	1 mm <sup>2</sup>
2 conductors with same cross section, stranded min.	0.2 mm <sup>2</sup>
2 conductors with same cross section, stranded max.	1.5 mm <sup>2</sup>
2 conductors with same cross section, stranded, ferrules without plastic sleeve, min.	0.25 mm <sup>2</sup>
2 conductors with same cross section, stranded, ferrules without plastic sleeve, max.	1 mm <sup>2</sup>
2 conductors with same cross section, stranded, TWIN ferrules with plastic sleeve, min.	0.5 mm <sup>2</sup>
2 conductors with same cross section, stranded, TWIN ferrules with plastic sleeve, max.	1.5 mm <sup>2</sup>

# Printed-circuit board connector - MSTBT 2,5/ 4-ST-5,08 - 1780002

## Technical data

### Connection data

Minimum AWG according to UL/CUL	30
Maximum AWG according to UL/CUL	12

### Standards and Regulations

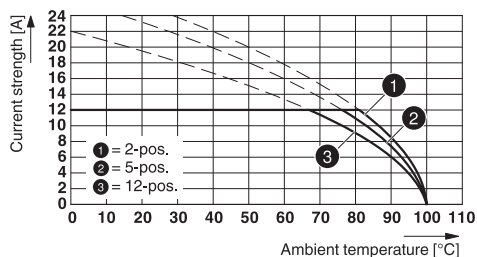
Connection in acc. with standard	EN-VDE
	CSA
Flammability rating according to UL 94	V0

### Environmental Product Compliance

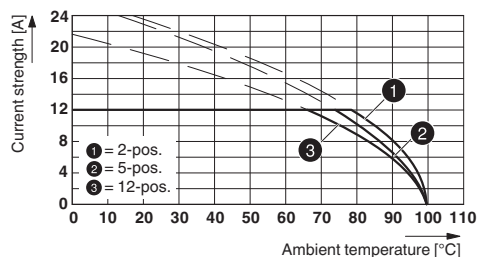
China RoHS	Environmentally Friendly Use Period = 50
	For details about hazardous substances go to tab "Downloads", Category "Manufacturer's declaration"

## Drawings

Diagram



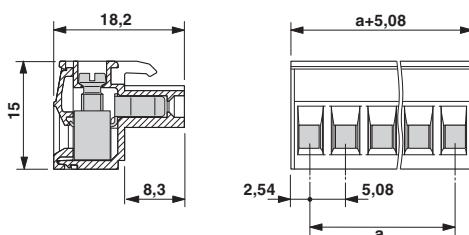
Diagram



Type: MSTBT 2,5/...-ST-5,08 with CCVA 2,5/...-G-5,08 P26 THR

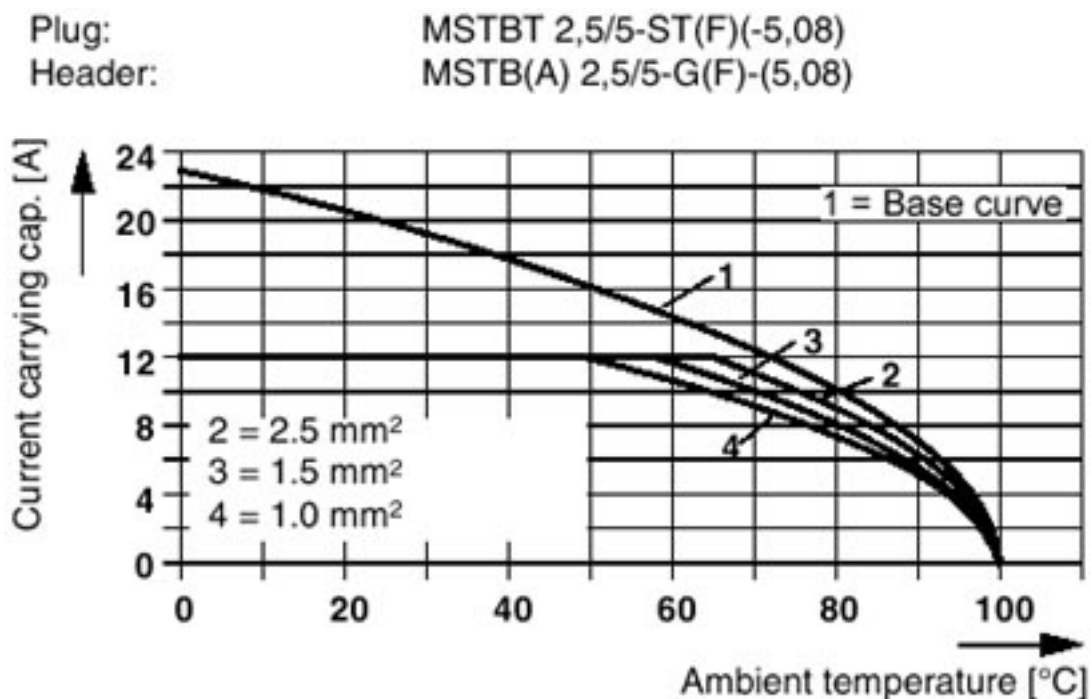
Type: MSTBT 2,5/...-ST-5,08 with CCA 2,5/...-G-5,08 P26 THR

### Dimensional drawing



# Printed-circuit board connector - MSTBT 2,5/ 4-ST-5,08 - 1780002

Diagram



## Classifications

eCl@ss

eCl@ss 4.0	272607xx
eCl@ss 4.1	27260701
eCl@ss 5.0	27260701
eCl@ss 5.1	27260701
eCl@ss 6.0	27260704
eCl@ss 7.0	27440402
eCl@ss 8.0	27440309
eCl@ss 9.0	27440309

ETIM

ETIM 3.0	EC001121
ETIM 4.0	EC002638
ETIM 5.0	EC002638
ETIM 6.0	EC002638

UNSPSC

UNSPSC 6.01	30211810
UNSPSC 7.0901	39121409
UNSPSC 11	39121409
UNSPSC 12.01	39121409
UNSPSC 13.2	39121409

# Printed-circuit board connector - MSTBT 2,5/ 4-ST-5,08 - 1780002

## Approvals

### Approvals

#### Approvals

CSA / VDE Gutachten mit Fertigungsüberwachung / IECEE CB Scheme / cULus Recognized / EAC

#### Ex Approvals

### Approval details

CSA		<a href="http://www.csagroup.org/services/testing-and-certification/certified-product-listing/">http://www.csagroup.org/services/testing-and-certification/certified-product-listing/</a>	13631
		B	D
mm <sup>2</sup> /AWG/kcmil		28-12	28-12
Nominal current I <sub>N</sub>		10 A	10 A
Nominal voltage U <sub>N</sub>		300 V	300 V

VDE Gutachten mit Fertigungsüberwachung		<a href="http://www.vde.com/en/Institute/OnlineService/VDE-approved-products/Pages/Online-Search.aspx">http://www.vde.com/en/Institute/OnlineService/VDE-approved-products/Pages/Online-Search.aspx</a>	40004701
mm <sup>2</sup> /AWG/kcmil		0.2-2.5	
Nominal current I <sub>N</sub>		12 A	
Nominal voltage U <sub>N</sub>		250 V	

IECEE CB Scheme		<a href="http://www.iecee.org/">http://www.iecee.org/</a>	DE1-56062-B1B2
mm <sup>2</sup> /AWG/kcmil		0.2-2.5	
Nominal current I <sub>N</sub>		12 A	
Nominal voltage U <sub>N</sub>		250 V	

cULus Recognized		<a href="http://database.ul.com/cgi-bin/XYV/template/LISEXT/1FRAME/index.htm">http://database.ul.com/cgi-bin/XYV/template/LISEXT/1FRAME/index.htm</a>	E60425-19931011
		B	D
mm <sup>2</sup> /AWG/kcmil		30-12	30-12
Nominal current I <sub>N</sub>		15 A	10 A
Nominal voltage U <sub>N</sub>		300 V	300 V

# Printed-circuit board connector - MSTBT 2,5/ 4-ST-5,08 - 1780002

## Approvals

EAC		B.01742
-----	--	---------

## Accessories

### Accessories

#### Bridge

Insertion bridge - EBP 2- 5 - 1733169



Insertion bridge, fully insulated, for connectors with 5.0 or 5.08 mm pitch, no. of positions: 2

#### Cable housing

Cable housing - KGG-MSTB 2,5/ 2 - 1803934



Cable housing, Pitch: 0 mm, Number of positions: 2, Dimension a: 10 mm, Color: green

Cable housing - KGS-MSTB 2,5/ 8 - 1783779



Cable housing, Pitch: 0 mm, Number of positions: 8, Dimension a: 40 mm, Color: green

#### Coding element

Coding profile - CP-MSTB - 1734634



Coding profile, is inserted into the slot on the plug or inverted header, red insulating material

#### Labeled terminal marker

## Printed-circuit board connector - MSTBT 2,5/ 4-ST-5,08 - 1780002

### Accessories

Marker card - SK 5,08/3,8:FORTL.ZAHLEN - 0804293



Marker card, Card, white, labeled, Horizontal: Consecutive numbers 1 - 10, 11 - 20, etc. up to 91 - (99)100, Mounting type: Adhesive, for terminal block width: 5.08 mm, Lettering field: 5.08 x 3.8 mm

---

### Screwdriver tools

Screwdriver - SZS 0,6X3,5 - 1205053



Actuation tool, for ST terminal blocks, insulated, also suitable for use as a bladed screwdriver, size: 0.6 x 3.5 x 100 mm, 2-component grip, with non-slip grip

---

### Additional products

Base strip - MSTBW 2,5/ 4-G-5,08 - 1735866



Header, Nominal current: 12 A, Rated voltage (III/2): 320 V, Number of positions: 4, Pitch: 5.08 mm, Color: green, Contact surface: Tin, Mounting: Wave soldering

Base strip - MDSTBV 2,5/ 4-G1-5,08 - 1736755



Header, Nominal current: 10 A, Rated voltage (III/2): 320 V, Number of positions: 4, Pitch: 5.08 mm, Color: green, Contact surface: Tin, Mounting: Wave soldering, In combination with MVSTB or FKCV plug components, both an MVSTBW (or FKCVW) and an MVSTBR plug (or FKCVR) must be used. Combination with TMSTBP plug components is not possible!

Base strip - MSTBVA 2,5/ 4-G-5,08 - 1755752



Header, Nominal current: 12 A, Rated voltage (III/2): 320 V, Number of positions: 4, Pitch: 5.08 mm, Color: green, Contact surface: Tin, Mounting: Wave soldering

## Printed-circuit board connector - MSTBT 2,5/ 4-ST-5,08 - 1780002

### Accessories

Base strip - MSTBA 2,5/ 4-G-5,08 - 1757268

Header, Nominal current: 12 A, Rated voltage (III/2): 320 V, Number of positions: 4, Pitch: 5.08 mm, Color: green, Contact surface: Tin, Mounting: Wave soldering



Base strip - MSTBV 2,5/ 4-G-5,08 - 1758034

Header, Nominal current: 12 A, Rated voltage (III/2): 320 V, Number of positions: 4, Pitch: 5.08 mm, Color: green, Contact surface: Tin, Mounting: Wave soldering



Base strip - MSTB 2,5/ 4-G-5,08 - 1759033

Header, Nominal current: 12 A, Rated voltage (III/2): 320 V, Number of positions: 4, Pitch: 5.08 mm, Color: green, Contact surface: Tin, Mounting: Wave soldering



Base strip - SMSTBA 2,5/ 4-G-5,08 - 1767397

Header, Nominal current: 12 A, Rated voltage (III/2): 320 V, Number of positions: 4, Pitch: 5.08 mm, Color: green, Contact surface: Tin, Mounting: Wave soldering



Base strip - SMSTB 2,5/ 4-G-5,08 - 1769489

Header, Nominal current: 12 A, Rated voltage (III/2): 320 V, Number of positions: 4, Pitch: 5.08 mm, Color: green, Contact surface: Tin, Mounting: Wave soldering





## Printed-circuit board connector - MSTBT 2,5/ 4-ST-5,08 - 1780002

### Accessories

#### Base strip - MSTBA 2,5/ 4-G-5,08-LA - 1770960



Header, Nominal current: 12 A, Rated voltage (III/2): 320 V, Number of positions: 4, Pitch: 5.08 mm, Color: green, Contact surface: Tin, Mounting: Wave soldering

---

#### Base strip - MDSTBA 2,5/ 4-G-5,08 - 1842089



Header, Nominal current: 10 A, Rated voltage (III/2): 320 V, Number of positions: 4, Pitch: 5.08 mm, Color: green, Contact surface: Tin, Mounting: Wave soldering, The article can be aligned to create different nos. of positions! In combination with MVSTB or FKCV plug components, both an MVSTBW (or FKCVW) and an MVSTBR plug (or FKCVR) must be used. Combination with TMSTBP plug components is not possible!

---

#### Housing - MDSTBW 2,5/ 4-G-5,08 - 1842238



Header, Nominal current: 10 A, Rated voltage (III/2): 320 V, Number of positions: 4, Pitch: 5.08 mm, Color: green, Contact surface: Tin, Mounting: Wave soldering, The article can be aligned to create different nos. of positions! In combination with MVSTB or FKCV plug components, both an MVSTBW (or FKCVW) and an MVSTBR plug (or FKCVR) must be used. Combination with TMSTBP plug components is not possible!

---

#### Base strip - MDSTBVA 2,5/ 4-G-5,08 - 1845358



Header, Nominal current: 10 A, Rated voltage (III/2): 320 V, Number of positions: 4, Pitch: 5.08 mm, Color: green, Contact surface: Tin, Mounting: Wave soldering, The article can be aligned to create different nos. of positions! In combination with MVSTB or FKCV plug components, both an MVSTBW (or FKCVW) and an MVSTBR plug (or FKCVR) must be used. Combination with TMSTBP plug components is not possible!

---

#### Housing - MDSTBV 2,5/ 4-G-5,08 - 1845507



Header, Nominal current: 10 A, Rated voltage (III/2): 320 V, Number of positions: 4, Pitch: 5.08 mm, Color: green, Contact surface: Tin, Mounting: Wave soldering, Can be aligned! Mounting flange: Order No. 1836477, 1836480. In combination with MVSTB or FKCV plug components, both an MVSTBW (or FKCVW) and an MVSTBR plug (or FKCVR) must be used. Combination with TMSTBP plug components is not possible!

## Printed-circuit board connector - MSTBT 2,5/ 4-ST-5,08 - 1780002

### Accessories

Base strip - MSTBO 2,5/ 4-GR-5,08 - 1847123



Header, Nominal current: 8 A, Rated voltage (III/2): 320 V, Number of positions: 4, Pitch: 5.08 mm, Color: green, Contact surface: Tin, Mounting: Wave soldering

---

Base strip - MSTBO 2,5/ 4-GL-5,08 - 1850453



Header, Nominal current: 8 A, Rated voltage (III/2): 320 V, Number of positions: 4, Pitch: 5.08 mm, Color: green, Contact surface: Tin, Mounting: Wave soldering

---

Base strip - EMSTBVA 2,5/ 4-G-5,08 - 1859535



Header, Nominal current: 12 A, Rated voltage (III/2): 320 V, Number of positions: 4, Pitch: 5.08 mm, Color: green, Contact surface: Tin, Mounting: Press-in technology

---

Base strip - EMSTBA 2,5/ 4-G-5,08 - 1880326



Header, Nominal current: 12 A, Rated voltage (III/2): 320 V, Number of positions: 4, Pitch: 5.08 mm, Color: green, Contact surface: Tin, Mounting: Press-in technology

---

Base strip - DFK-MSTBA 2,5/ 4-G-5,08 - 1898855



Header, Nominal current: 12 A, Rated voltage (III/2): 320 V, Number of positions: 4, Pitch: 5.08 mm, Color: green, Contact surface: Tin, Mounting: Wave soldering

---

## Printed-circuit board connector - MSTBT 2,5/ 4-ST-5,08 - 1780002

### Accessories

Base strip - DFK-MSTBVA 2,5/ 4-G-5,08 - 1899155



Header, Nominal current: 12 A, Rated voltage (III/2): 320 V, Number of positions: 4, Pitch: 5.08 mm, Color: green, Contact surface: Tin, Mounting: Wave soldering

---

Printed-circuit board connector - MSTBA 2,5/ 4-G-5,08 THT - 1902767



Header, Nominal current: 12 A, Rated voltage (III/2): 320 V, Number of positions: 4, Pitch: 5.08 mm, Color: black, Contact surface: Tin, Mounting: THR soldering, User information and design recommendations for through hole reflow technology can be found under "Downloads"

---

Base strip - MSTBVA 2,5/ 4-G-5,08 THT - 1902835



Header, Nominal current: 12 A, Rated voltage (III/2): 320 V, Number of positions: 4, Pitch: 5.08 mm, Color: black, Contact surface: Tin, Mounting: THR soldering, User information and design recommendations for through hole reflow technology can be found under "Downloads"

---

Printed-circuit board connector - MSTBA 2,5/ 4-G-5,08 THT-R32 - 1937253



Header, Nominal current: 12 A, Rated voltage (III/2): 320 V, Number of positions: 4, Pitch: 5.08 mm, Color: black, Contact surface: Tin, Mounting: THR soldering, User information and design recommendations for through hole reflow technology can be found under "Downloads"

---

Base strip - MSTBVA 2,5/ 4-G-5,08 THT-R56 - 1940431



Header, Nominal current: 12 A, Rated voltage (III/2): 320 V, Number of positions: 4, Pitch: 5.08 mm, Color: black, Contact surface: Tin, Mounting: THR soldering, User information and design recommendations for through hole reflow technology can be found under "Downloads"

---

## Printed-circuit board connector - MSTBT 2,5/ 4-ST-5,08 - 1780002

### Accessories

#### Printed-circuit board connector - CC 2,5/ 4-G-5,08 P26THR - 1954401

Header, Nominal current: 12 A, Rated voltage (III/2): 320 V, Number of positions: 4, Pitch: 5.08 mm, Color: black, Contact surface: Tin, Mounting: THR soldering, User information and design recommendations for through hole reflow technology can be found under "Downloads"



#### Printed-circuit board connector - CC 2,5/ 4-G-5,08 P26THRR32 - 1954605

Header, Nominal current: 12 A, Rated voltage (III/2): 320 V, Number of positions: 4, Pitch: 5.08 mm, Color: black, Contact surface: Tin, Mounting: THR soldering, User information and design recommendations for through hole reflow technology can be found under "Downloads"



#### Printed-circuit board connector - CCA 2,5/ 4-G-5,08 P26THR - 1954935

Header, Nominal current: 12 A, Rated voltage (III/2): 320 V, Number of positions: 4, Pitch: 5.08 mm, Color: black, Contact surface: Tin, Mounting: THR soldering, User information and design recommendations for through hole reflow technology can be found under "Downloads"



#### Printed-circuit board connector - CCA 2,5/ 4-G-5,08 P26THRR56 - 1955057

Header, Nominal current: 12 A, Rated voltage (III/2): 320 V, Number of positions: 4, Pitch: 5.08 mm, Color: black, Contact surface: Tin, Mounting: THR soldering, User information and design recommendations for through hole reflow technology can be found under "Downloads"



#### Printed-circuit board connector - CCV 2,5/ 4-G-5,08 P26THR - 1955400

Header, Nominal current: 12 A, Rated voltage (III/2): 320 V, Number of positions: 4, Pitch: 5.08 mm, Color: black, Contact surface: Tin, Mounting: THR soldering, User information and design recommendations for through hole reflow technology can be found under "Downloads"



## Printed-circuit board connector - MSTBT 2,5/ 4-ST-5,08 - 1780002

### Accessories

#### Printed-circuit board connector - CCV 2,5/ 4-G-5,08 P26THRR32 - 1955549

Header, Nominal current: 12 A, Rated voltage (III/2): 320 V, Number of positions: 4, Pitch: 5.08 mm, Color: black, Contact surface: Tin, Mounting: THR soldering, User information and design recommendations for through hole reflow technology can be found under "Downloads"



---

#### Printed-circuit board connector - CCVA 2,5/ 4-G-5,08 P26THR - 1955879

Header, Nominal current: 12 A, Rated voltage (III/2): 320 V, Number of positions: 4, Pitch: 5.08 mm, Color: black, Contact surface: Tin, Mounting: THR soldering, User information and design recommendations for through hole reflow technology can be found under "Downloads"



---

#### Printed-circuit board connector - CCVA 2,5/ 4-G-5,08 P26THRR56 - 1955989

Header, Nominal current: 12 A, Rated voltage (III/2): 320 V, Number of positions: 4, Pitch: 5.08 mm, Color: black, Contact surface: Tin, Mounting: THR soldering, User information and design recommendations for through hole reflow technology can be found under "Downloads"

