

## Printed-circuit board connector - MSTBP 2,5/ 6-ST - 1765810

Please be informed that the data shown in this PDF Document is generated from our Online Catalog. Please find the complete data in the user's documentation. Our General Terms of Use for Downloads are valid (<http://phoenixcontact.com/download>)

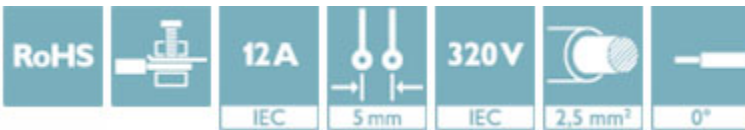
Plug component, nominal current: 12 A, rated voltage (III/2): 320 V, number of positions: 6, pitch: 5 mm, connection method: Screw connection with tension sleeve, color: green, contact surface: Tin



The figure shows a 10-position version of the product

### Why buy this product

- ✓ Well-known connection principle allows worldwide use
- ✓ Low temperature rise, thanks to maximum contact force
- ✓ Quick and convenient testing using integrated test option
- ✓ Allows connection of two conductors



### Key Commercial Data

Packing unit	1 STK
GTIN	 4 017918 031848
GTIN	4017918031848
Weight per Piece (excluding packing)	11.060 g
Custom tariff number	85366990
Country of origin	Poland

### Technical data

#### Dimensions

Length [ l ]	21.3 mm
Width [ w ]	30 mm
Height [ h ]	15 mm
Pitch	5 mm
Dimension a	25 mm

# Printed-circuit board connector - MSTBP 2,5/ 6-ST - 1765810

## Technical data

### General

Range of articles	MSTBP 2,5/...-ST
Type of contact	Female connector
Number of positions	6
Connection method	Screw connection with tension sleeve
Insulating material group	I
Rated surge voltage (III/3)	4 kV
Rated surge voltage (III/2)	4 kV
Rated surge voltage (II/2)	4 kV
Rated voltage (III/3)	250 V
Rated voltage (III/2)	320 V
Rated voltage (II/2)	630 V
Connection in acc. with standard	EN-VDE
Nominal current $I_N$	12 A
Nominal cross section	2.5 mm <sup>2</sup>
Maximum load current	12 A (with a 2.5 mm <sup>2</sup> conductor cross section)
Insulating material	PA
Flammability rating according to UL 94	V0
Internal cylindrical gage	A3
Stripping length	7 mm
Screw thread	M3
Tightening torque, min	0.5 Nm
Tightening torque max	0.6 Nm

### Connection data

Conductor cross section solid min.	0.2 mm <sup>2</sup>
Conductor cross section solid max.	2.5 mm <sup>2</sup>
Conductor cross section flexible min.	0.2 mm <sup>2</sup>
Conductor cross section flexible max.	2.5 mm <sup>2</sup>
Conductor cross section flexible, with ferrule without plastic sleeve min.	0.25 mm <sup>2</sup>
Conductor cross section flexible, with ferrule without plastic sleeve max.	2.5 mm <sup>2</sup>
Conductor cross section flexible, with ferrule with plastic sleeve min.	0.25 mm <sup>2</sup>
Conductor cross section flexible, with ferrule with plastic sleeve max.	2.5 mm <sup>2</sup>
Conductor cross section AWG min.	24
Conductor cross section AWG max.	12
2 conductors with same cross section, solid min.	0.2 mm <sup>2</sup>
2 conductors with same cross section, solid max.	1 mm <sup>2</sup>
2 conductors with same cross section, stranded min.	0.2 mm <sup>2</sup>
2 conductors with same cross section, stranded max.	1.5 mm <sup>2</sup>

# Printed-circuit board connector - MSTBP 2,5/ 6-ST - 1765810

## Technical data

### Connection data

2 conductors with same cross section, stranded, ferrules without plastic sleeve, min.	0.25 mm <sup>2</sup>
2 conductors with same cross section, stranded, ferrules without plastic sleeve, max.	1 mm <sup>2</sup>
2 conductors with same cross section, stranded, TWIN ferrules with plastic sleeve, min.	0.5 mm <sup>2</sup>
2 conductors with same cross section, stranded, TWIN ferrules with plastic sleeve, max.	1.5 mm <sup>2</sup>
Minimum AWG according to UL/CUL	30
Maximum AWG according to UL/CUL	12

### Standards and Regulations

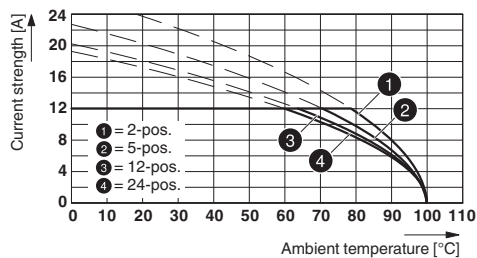
Connection in acc. with standard	EN-VDE
	CSA
Flammability rating according to UL 94	V0

### Environmental Product Compliance

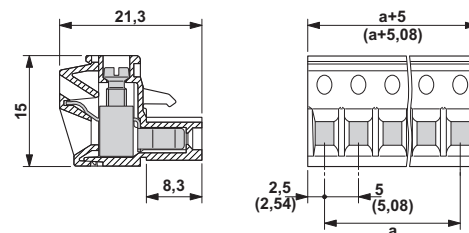
China RoHS	Environmentally Friendly Use Period = 50
	For details about hazardous substances go to tab "Downloads", Category "Manufacturer's declaration"

## Drawings

Diagram



Dimensional drawing



Type: MSTBP 2,5/...-ST with MSTBA 2,5/...-G

## Classifications

eCl@ss

eCl@ss 4.0	272607xx
eCl@ss 4.1	27260701
eCl@ss 5.0	27260701
eCl@ss 5.1	27260701

# Printed-circuit board connector - MSTBP 2,5/ 6-ST - 1765810

## Classifications

### eCl@ss

eCl@ss 6.0	27260704
eCl@ss 7.0	27440402
eCl@ss 8.0	27440309
eCl@ss 9.0	27440309

### ETIM

ETIM 3.0	EC001121
ETIM 4.0	EC002638
ETIM 5.0	EC002638
ETIM 6.0	EC002638

### UNSPSC

UNSPSC 6.01	30211810
UNSPSC 7.0901	39121409
UNSPSC 11	39121409
UNSPSC 12.01	39121409
UNSPSC 13.2	39121409

## Approvals


### Approvals

#### Approvals

CSA / VDE Gutachten mit Fertigungsüberwachung / IECCE CB Scheme / cULus Recognized / EAC

#### Ex Approvals

### Approval details

CSA		<a href="http://www.csagroup.org/services-industries/product-listing/">http://www.csagroup.org/services-industries/product-listing/</a>	13631
	B	D	
mm <sup>2</sup> /AWG/kcmil	28-12	28-12	
Nominal current I <sub>N</sub>	10 A	10 A	
Nominal voltage U <sub>N</sub>	300 V	300 V	

# Printed-circuit board connector - MSTBP 2,5/ 6-ST - 1765810

## Approvals

VDE Gutachten mit Fertigungsüberwachung		<a href="http://www.vde.com/en/Institute/OnlineService/VDE-approved-products/Pages/Online-Search.aspx">http://www.vde.com/en/Institute/OnlineService/VDE-approved-products/Pages/Online-Search.aspx</a>	40004701
mm <sup>2</sup> /AWG/kcmil	0.2-2.5		
Nominal current I <sub>N</sub>	12 A		
Nominal voltage U <sub>N</sub>	250 V		

IECEE CB Scheme		<a href="http://www.iecee.org/">http://www.iecee.org/</a>	DE1-58978-B1B2
mm <sup>2</sup> /AWG/kcmil	0.2-2.5		
Nominal current I <sub>N</sub>	12 A		
Nominal voltage U <sub>N</sub>	250 V		

cULus Recognized		<a href="http://database.ul.com/cgi-bin/XYV/template/LISEXT/1FRAME/index.htm">http://database.ul.com/cgi-bin/XYV/template/LISEXT/1FRAME/index.htm</a>	E60425-19931011
	B	D	
mm <sup>2</sup> /AWG/kcmil	30-12	30-12	
Nominal current I <sub>N</sub>	15 A	10 A	
Nominal voltage U <sub>N</sub>	300 V	300 V	

EAC		B.01742
-----	--	---------

## Accessories

### Accessories

#### Insulating sleeve

Insulating sleeve - MPS-IH GN - 0201702

Insulating sleeve, color: green



## Printed-circuit board connector - MSTBP 2,5/ 6-ST - 1765810

### Accessories

---

Insulating sleeve - MPS-IH RD - 0201676

Insulating sleeve, color: red



Test plug terminal block

Reducing plug - RPS - 0201647



Reducing plug, color: gray

---

Test plugs - MPS-MT - 0201744



Test plugs, with solder connection up to 1 mm<sup>2</sup> conductor cross section, color: silver

---

Additional products

Base strip - MSTBW 2,5/ 6-G - 1736072



Header, nominal current: 12 A, rated voltage (III/2): 320 V, number of positions: 6, pitch: 5 mm, color: green, contact surface: Tin, mounting: Wave soldering

---

## Printed-circuit board connector - MSTBP 2,5/ 6-ST - 1765810

### Accessories

#### Base strip - MSTBV 2,5/ 6-G - 1753518



Header, nominal current: 12 A, rated voltage (III/2): 320 V, number of positions: 6, pitch: 5 mm, color: green, contact surface: Tin, mounting: Wave soldering

#### Base strip - MSTB 2,5/ 6-G - 1754517



Header, nominal current: 12 A, rated voltage (III/2): 320 V, number of positions: 6, pitch: 5 mm, color: green, contact surface: Tin, mounting: Wave soldering

#### Printed-circuit board connector - MSTBVA 2,5/ 6-G - 1755558



Header, nominal current: 12 A, rated voltage (III/2): 320 V, number of positions: 6, pitch: 5 mm, color: green, contact surface: Tin, mounting: Wave soldering

#### Printed-circuit board connector - MSTBA 2,5/ 6-G - 1757514



Header, nominal current: 12 A, rated voltage (III/2): 320 V, number of positions: 6, pitch: 5 mm, color: green, contact surface: Tin, mounting: Wave soldering

#### Base strip - MDSTB 2,5/ 6-G1 - 1762732



Header, nominal current: 10 A, rated voltage (III/2): 320 V, number of positions: 6, pitch: 5 mm, color: green, contact surface: Tin, mounting: Wave soldering, In combination with MVSTB or FKCV plug components, both an MVSTBW (or FKCVW) and an MVSTBR plug (or FKCVR) must be used. Combination with TMSTBP plug components is not possible!

## Printed-circuit board connector - MSTBP 2,5/ 6-ST - 1765810

### Accessories

#### Base strip - MDSTBV 2,5/ 6-G1 - 1762884



Header, nominal current: 10 A, rated voltage (III/2): 320 V, number of positions: 6, pitch: 5 mm, color: green, contact surface: Tin, mounting: Wave soldering, In combination with MVSTB or FKCV plug components, both an MVSTBW (or FKCVW) and an MVSTBR plug (or FKCVR) must be used. Combination with TMSTBP plug components is not possible!

#### Base strip - MSTB 2,5/ 6-G-LA - 1768228



Header, nominal current: 12 A, rated voltage (III/2): 320 V, number of positions: 6, pitch: 5 mm, color: green, contact surface: Tin, mounting: Wave soldering

#### Printed-circuit board connector - SMSTB 2,5/ 6-G - 1769272



Header, nominal current: 12 A, rated voltage (III/2): 320 V, number of positions: 6, pitch: 5 mm, color: green, contact surface: Tin, mounting: Wave soldering

#### Base strip - SMSTBA 2,5/ 6-G - 1769845



Header, nominal current: 12 A, rated voltage (III/2): 320 V, number of positions: 6, pitch: 5 mm, color: green, contact surface: Tin, mounting: Wave soldering

#### Base strip - MSTBA 2,5/ 6-G-LA - 1770520



Header, nominal current: 12 A, rated voltage (III/2): 320 V, number of positions: 6, pitch: 5 mm, color: green, contact surface: Tin, mounting: Wave soldering



## Printed-circuit board connector - MSTBP 2,5/ 6-ST - 1765810

### Accessories

#### Base strip - MDSTBVA 2,5/ 6-G - 1845824



Header, nominal current: 10 A, rated voltage (III/2): 320 V, number of positions: 6, pitch: 5 mm, color: green, contact surface: Tin, mounting: Wave soldering, The article can be aligned to create different nos. of positions! In combination with MVSTB or FKCV plug components, both an MVSTBW (or FKCVW) and an MVSTBR plug (or FKCVR) must be used. Combination with TMSTBP plug components is not possible!

---

#### Base strip - MDSTBV 2,5/ 6-G - 1845976



Header, nominal current: 10 A, rated voltage (III/2): 320 V, number of positions: 6, pitch: 5 mm, color: green, contact surface: Tin, mounting: Wave soldering, Can be aligned! Mounting flange: Order No. 1836477, 1836480. In combination with MVSTB or FKCV plug components, both an MVSTBW (or FKCVW) and an MVSTBR plug (or FKCVR) must be used. Combination with TMSTBP plug components is not possible!

---

#### Base strip - MDSTB 2,5/ 6-G - 1846409



Header, nominal current: 10 A, rated voltage (III/2): 320 V, number of positions: 6, pitch: 5 mm, color: green, contact surface: Tin, mounting: Wave soldering, Can be aligned! Mounting flange: Order No. 1736771, 1736768. In combination with MVSTB or FKCV plug components, both an MVSTBW (or FKCVW) and an MVSTBR plug (or FKCVR) must be used. Combination with TMSTBP plug components is not possible!

---

#### Base strip - MDSTBA 2,5/ 6-G - 1846551



Header, nominal current: 10 A, rated voltage (III/2): 320 V, number of positions: 6, pitch: 5 mm, color: green, contact surface: Tin, mounting: Wave soldering, The article can be aligned to create different nos. of positions! In combination with MVSTB or FKCV plug components, both an MVSTBW (or FKCVW) and an MVSTBR plug (or FKCVR) must be used. Combination with TMSTBP plug components is not possible!

---

#### Base strip - MDSTBW 2,5/ 6-G - 1846852



Header, nominal current: 10 A, rated voltage (III/2): 320 V, number of positions: 6, pitch: 5 mm, color: green, contact surface: Tin, mounting: Wave soldering, The article can be aligned to create different nos. of positions! In combination with MVSTB or FKCV plug components, both an MVSTBW (or FKCVW) and an MVSTBR plug (or FKCVR) must be used. Combination with TMSTBP plug components is not possible!

## Printed-circuit board connector - MSTBP 2,5/ 6-ST - 1765810

### Accessories

#### Base strip - EMSTBA 2,5/ 6-G - 1899883

Header, nominal current: 12 A, rated voltage (III/2): 320 V, number of positions: 6, pitch: 5 mm, color: green, contact surface: Tin, mounting: Press-in technology



#### Base strip - EMSTBVA 2,5/ 6-G - 1914894

Header, nominal current: 12 A, rated voltage (III/2): 320 V, number of positions: 6, pitch: 5 mm, color: green, contact surface: Tin, mounting: Press-in technology



#### Base strip - MSTBA 2,5/ 6-G THT - 1927535

Header, nominal current: 12 A, rated voltage (III/2): 320 V, number of positions: 6, pitch: 5 mm, color: black, contact surface: Tin, mounting: THR soldering, User information and design recommendations for through hole reflow technology can be found under "Downloads"



#### Base strip - MSTBVA 2,5/ 6-G THT - 1941045

Header, nominal current: 12 A, rated voltage (III/2): 320 V, number of positions: 6, pitch: 5 mm, color: black, contact surface: Tin, mounting: THR soldering, User information and design recommendations for through hole reflow technology can be found under "Downloads"



#### Base strip - MSTB 2,5/ 6-G THT - 1963913

Header, nominal current: 12 A, rated voltage (III/2): 320 V, number of positions: 6, pitch: 5 mm, color: black, contact surface: Tin, mounting: THR soldering, User information and design recommendations for through hole reflow technology can be found under "Downloads"



