

Printed-circuit board connector - MSTBC 2,5/ 5-ST-5,08 - 1808845

Please be informed that the data shown in this PDF Document is generated from our Online Catalog. Please find the complete data in the user's documentation. Our General Terms of Use for Downloads are valid (<http://phoenixcontact.com/download>)

Plug component, Nominal current: 12 A, Rated voltage (III/2): 320 V, Number of positions: 5, Pitch: 5.08 mm, Connection method: Crimp connection, Color: green, Corresponding female crimp contacts with current [A] and conductor cross section range [mm²] data: 10A/MSTBC-MT 0,5-1,0 (3190564); 10A/MSTBC-MT 0,5-1,0 BA (3190645); 12A/MSTBC-MT 1,5-2,5 (3190551); 12A/MSTBC-MT 1,5-2,5 BA (3190658). BA = Bandkontakte



The illustration shows an 10-position version

Product Features

- Compatible with MSTB 2,5 headers, IC 2,5 and ICC 2,5 plugs
- For conductor cross sections from 0.5 to 1.0 mm² (20 - 18 AWG) and currents up to 10 A
- Low design height of the MSTBC 2,5 plug range
- Plug-in direction parallel to the conductor axis



Key Commercial Data

Packing unit	1 pc
Minimum order quantity	50 pc
GTIN	 4 017918 047191
Weight per Piece (excluding packing)	2.77 g
Custom tariff number	85472000
Country of origin	Poland

Technical data

Dimensions

Pitch	5.08 mm
Dimension a	20.32 mm

General

Range of articles	MSTBC 2,5/...-ST
-------------------	------------------

Printed-circuit board connector - MSTBC 2,5/ 5-ST-5,08 - 1808845

Technical data

General

Insulating material group	I
Rated surge voltage (III/3)	4 kV
Rated surge voltage (III/2)	4 kV
Rated surge voltage (II/2)	4 kV
Rated voltage (III/3)	320 V
Rated voltage (III/2)	320 V
Rated voltage (II/2)	630 V
Connection in acc. with standard	EN-VDE
Nominal current I _N	12 A
Nominal cross section	2.5 mm ²
Maximum load current	12 A
Insulating material	PA
Flammability rating according to UL 94	V0
Number of positions	5

Connection data

Conductor cross section flexible min.	0.5 mm ²
Conductor cross section flexible max.	2.5 mm ²
Conductor cross section AWG min.	20
Conductor cross section AWG max.	14
Minimum AWG according to UL/CUL	20
Maximum AWG according to UL/CUL	14

Standards and Regulations

Connection in acc. with standard	EN-VDE
	CSA
Flammability rating according to UL 94	V0

Classifications

eCl@ss

eCl@ss 4.0	272607xx
eCl@ss 4.1	27260701
eCl@ss 5.0	27260701
eCl@ss 5.1	27260701
eCl@ss 6.0	27260704
eCl@ss 7.0	27440402
eCl@ss 8.0	27440309

Printed-circuit board connector - MSTBC 2,5/ 5-ST-5,08 - 1808845

Classifications

eCl@ss

eCl@ss 9.0	27440309
------------	----------

ETIM

ETIM 3.0	EC001121
ETIM 4.0	EC002638
ETIM 5.0	EC002638

UNSPSC

UNSPSC 6.01	30211810
UNSPSC 7.0901	39121409
UNSPSC 11	39121409
UNSPSC 12.01	39121409
UNSPSC 13.2	39121409

Approvals

Approvals


Approvals

CSA / UL Recognized / VDE Gutachten mit Fertigungsüberwachung / cUL Recognized / IECCEB CB Scheme / cULus Recognized

Ex Approvals


Approvals submitted

Approval details


CSA 	
mm ² /AWG/kcmil	20-14
Nominal current I _N	10 A
Nominal voltage U _N	300 V

Printed-circuit board connector - MSTBC 2,5/ 5-ST-5,08 - 1808845


Approvals

UL Recognized 


	B	D
mm ² /AWG/kcmil	20-14	20-14
Nominal current I _N	10 A	10 A
Nominal voltage U _N	250 V	300 V

VDE Gutachten mit Fertigungsüberwachung 


mm ² /AWG/kcmil	0.5-1.0
Nominal current I _N	10 A
Nominal voltage U _N	250 V

cUL Recognized 

	B	D
mm ² /AWG/kcmil	20-14	20-14
Nominal current I _N	10 A	10 A
Nominal voltage U _N	250 V	300 V

IECEE CB Scheme 

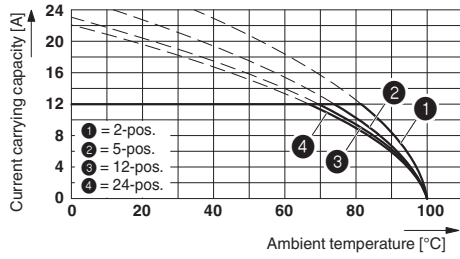
mm ² /AWG/kcmil	0.5-1.0
Nominal current I _N	10 A
Nominal voltage U _N	250 V

cULus Recognized 

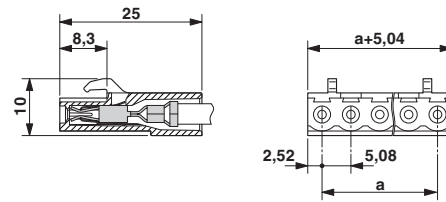
Drawings

Printed-circuit board connector - MSTBC 2,5/ 5-ST-5,08 - 1808845

Diagram



Dimensional drawing



Type: MSTBC 2,5/...-ST-5,08 with MSTBA 2,5/...-G-5,08; contact: MSTBC-MT 1,5 - 2,5