

Printed-circuit board connector - MSTBC 2,5/ 3-STZF-5,08 BD:1-3 - 1726677

Please be informed that the data shown in this PDF Document is generated from our Online Catalog. Please find the complete data in the user's documentation. Our General Terms of Use for Downloads are valid (<http://phoenixcontact.com/download>)

Plug component, Nominal current: 12 A, Rated voltage (III/2): 320 V, Number of positions: 3, Pitch: 5.08 mm, Connection method: Crimp connection, Color: green

Why buy this product

- Inexpensive connection of large quantities of pre-assembled conductors
- Pull-out aid facilitates handling and allows the tensile force to be reduced at the contact point
- Screwable flange for superior mechanical stability



Key Commercial Data

Packing unit	1 STK
Minimum order quantity	50 STK
Weight per Piece (excluding packing)	2.650 g
Custom tariff number	85472000
Country of origin	Poland

Technical data

Dimensions

Pitch	5.08 mm
Dimension a	10.16 mm

General

Range of articles	MSTBC 2,5/...-STZF
Type of contact	Female connector
Number of positions	3
Connection method	Crimp connection
Rated surge voltage (III/3)	4 kV
Rated surge voltage (III/2)	4 kV
Rated surge voltage (II/2)	4 kV
Rated voltage (III/3)	320 V
Rated voltage (III/2)	320 V
Rated voltage (II/2)	630 V

Printed-circuit board connector - MSTBC 2,5/ 3-STZF-5,08 BD:1-3 - 1726677

Technical data

General

Connection in acc. with standard	EN-VDE
Nominal current I _N	12 A
Nominal cross section	2.5 mm ²

Connection data

Conductor cross section flexible min.	0.5 mm ²
Conductor cross section flexible max.	2.5 mm ²
Conductor cross section AWG min.	20
Conductor cross section AWG max.	14
Minimum AWG according to UL/CUL	20
Maximum AWG according to UL/CUL	14

Standards and Regulations

Connection in acc. with standard	EN-VDE
	CSA

Environmental Product Compliance

China RoHS	Environmentally friendly use period: unlimited = EFUP-e
	No hazardous substances above threshold values

Approvals


Approvals

Approvals

CSA / UL Recognized / VDE Gutachten mit Fertigungsüberwachung / cUL Recognized / IECCE CB Scheme / cULus Recognized

Ex Approvals


Approval details

CSA  http://www.csagroup.org/services/testing-and-certification/certified-product-listing/13631	
mm ² /AWG/kcmil	20-14


Printed-circuit board connector - MSTBC 2,5/ 3-STZF-5,08 BD:1-3 - 1726677

Approvals


Nominal current IN	10 A
Nominal voltage UN	300 V

UL Recognized  <http://database.ul.com/cgi-bin/XYV/template/LISEXT/1FRAME/index.htm> FILE E 60425


	B	D
mm ² /AWG/kcmil	20-14	20-14
Nominal current IN	10 A	10 A
Nominal voltage UN	250 V	300 V

VDE Gutachten mit Fertigungsüberwachung  <http://www.vde.com/en/Institute/OnlineService/VDE-approved-products/Pages/Online-Search.aspx> 40004701

mm ² /AWG/kcmil	0.5-1.0
Nominal current IN	10 A
Nominal voltage UN	250 V

cUL Recognized  <http://database.ul.com/cgi-bin/XYV/template/LISEXT/1FRAME/index.htm> FILE E 60425

	B	D
mm ² /AWG/kcmil	20-14	20-14
Nominal current IN	10 A	10 A
Nominal voltage UN	250 V	300 V

IECEE CB Scheme  <http://www.iecee.org/> DE1-56062-B1B2

mm ² /AWG/kcmil	0.5-1.0
Nominal current IN	10 A
Nominal voltage UN	250 V

Printed-circuit board connector - MSTBC 2,5/ 3-STZF-5,08 BD:1-3 - 1726677

Approvals

cULus Recognized  <http://database.ul.com/cgi-bin/XYV/template/LISEXT/1FRAME/index.htm>

Phoenix Contact 2016 © - all rights reserved
<http://www.phoenixcontact.com>