

Printed-circuit board connector - MSTB 2,5/ 5-STF - 1786860

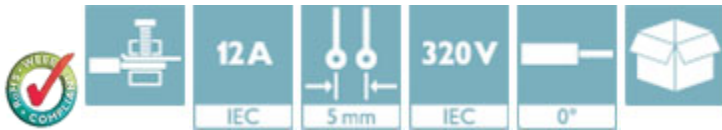
Please be informed that the data shown in this PDF Document is generated from our Online Catalog. Please find the complete data in the user's documentation. Our General Terms of Use for Downloads are valid (<http://phoenixcontact.com/download>)




Plug component, Nominal current: 12 A, Rated voltage (III/2): 320 V, Number of positions: 5, Pitch: 5 mm, Connection method: Screw connection with tension sleeve, Color: green, Contact surface: Tin

Product Features

- Plug-in direction parallel to the conductor axis
- Standard plug-in system for 320 V (III/2)
- Individual position coding by inserting coding profiles



Key Commercial Data

Packing unit	1 pc
GTIN	 4 017918 042820
Weight per Piece (excluding packing)	9.6 g
Custom tariff number	85366990
Country of origin	United States

Technical data

Dimensions

Width	35.01 mm
Pitch	5.00 mm
Dimension a	20 mm

General

Range of articles	MSTB 2,5/..-STF
Insulating material group	I
Rated surge voltage (III/3)	4 kV

Printed-circuit board connector - MSTB 2,5/ 5-STF - 1786860

Technical data

General

Rated surge voltage (III/2)	4 kV
Rated surge voltage (II/2)	4 kV
Rated voltage (III/3)	250 V
Rated voltage (III/2)	320 V
Rated voltage (II/2)	630 V
Connection in acc. with standard	EN-VDE
Nominal current I_N	12 A
Nominal cross section	2.5 mm ²
Maximum load current	12 A (with a 2.5 mm ² conductor cross section)
Insulating material	PA
Flammability rating according to UL 94	V0
Internal cylindrical gage	A3
Stripping length	7 mm
Number of positions	5
Screw thread	M3
Tightening torque, min	0.5 Nm
Tightening torque max	0.6 Nm

Connection data

Conductor cross section solid min.	0.2 mm ²
Conductor cross section solid max.	2.5 mm ²
Conductor cross section flexible min.	0.2 mm ²
Conductor cross section flexible max.	2.5 mm ²
Conductor cross section flexible, with ferrule without plastic sleeve min.	0.25 mm ²
Conductor cross section flexible, with ferrule without plastic sleeve max.	2.5 mm ²
Conductor cross section flexible, with ferrule with plastic sleeve min.	0.25 mm ²
Conductor cross section flexible, with ferrule with plastic sleeve max.	2.5 mm ²
Conductor cross section AWG min.	24
Conductor cross section AWG max.	12
2 conductors with same cross section, solid min.	0.2 mm ²
2 conductors with same cross section, solid max.	1 mm ²
2 conductors with same cross section, stranded min.	0.2 mm ²
2 conductors with same cross section, stranded max.	1.5 mm ²
2 conductors with same cross section, stranded, ferrules without plastic sleeve, min.	0.25 mm ²
2 conductors with same cross section, stranded, ferrules without plastic sleeve, max.	1 mm ²
2 conductors with same cross section, stranded, TWIN ferrules with plastic sleeve, min.	0.5 mm ²

Printed-circuit board connector - MSTB 2,5/ 5-STF - 1786860

Technical data

Connection data

2 conductors with same cross section, stranded, TWIN ferrules with plastic sleeve, max.	1.5 mm ²
Minimum AWG according to UL/CUL	30
Maximum AWG according to UL/CUL	12

Standards and Regulations

Connection in acc. with standard	EN-VDE
	CSA
Flammability rating according to UL 94	V0

Classifications

eCl@ss

eCl@ss 4.0	272607xx
eCl@ss 4.1	27260701
eCl@ss 5.0	27260701
eCl@ss 5.1	27260701
eCl@ss 6.0	27260704
eCl@ss 7.0	27440402
eCl@ss 8.0	27440309
eCl@ss 9.0	27440309

ETIM

ETIM 3.0	EC001121
ETIM 4.0	EC002638
ETIM 5.0	EC002638

UNSPSC

UNSPSC 6.01	30211810
UNSPSC 7.0901	39121409
UNSPSC 11	39121409
UNSPSC 12.01	39121409
UNSPSC 13.2	39121409

Approvals

Approvals

Printed-circuit board connector - MSTB 2,5/ 5-STF - 1786860

Approvals


Approvals


CSA / VDE Gutachten mit Fertigungsüberwachung / GL / RS / IEC60947-5 CB Scheme / EAC / cULus Recognized / EAC

Ex Approvals

Approvals submitted


Approval details

CSA 		
	B	D
mm ² /AWG/kcmil	28-12	28-12
Nominal current I _N	15 A	10 A
Nominal voltage U _N	300 V	300 V

VDE Gutachten mit Fertigungsüberwachung 	
mm ² /AWG/kcmil	0.2-2.5
Nominal current I _N	12 A
Nominal voltage U _N	250 V

GL

RS

IECEE CB Scheme 	
mm ² /AWG/kcmil	0.2-2.5
Nominal current I _N	12 A
Nominal voltage U _N	250 V

Printed-circuit board connector - MSTB 2,5/ 5-STF - 1786860

Approvals

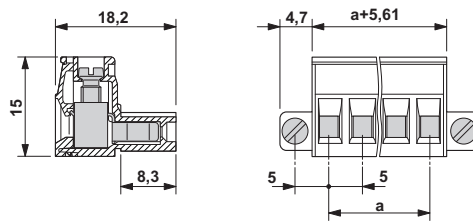
EAC

cULus Recognized		
	B	D
mm ² /AWG/kcmil	30-12	30-12
Nominal current I _N	15 A	15 A
Nominal voltage U _N	300 V	150 V

EAC

Drawings

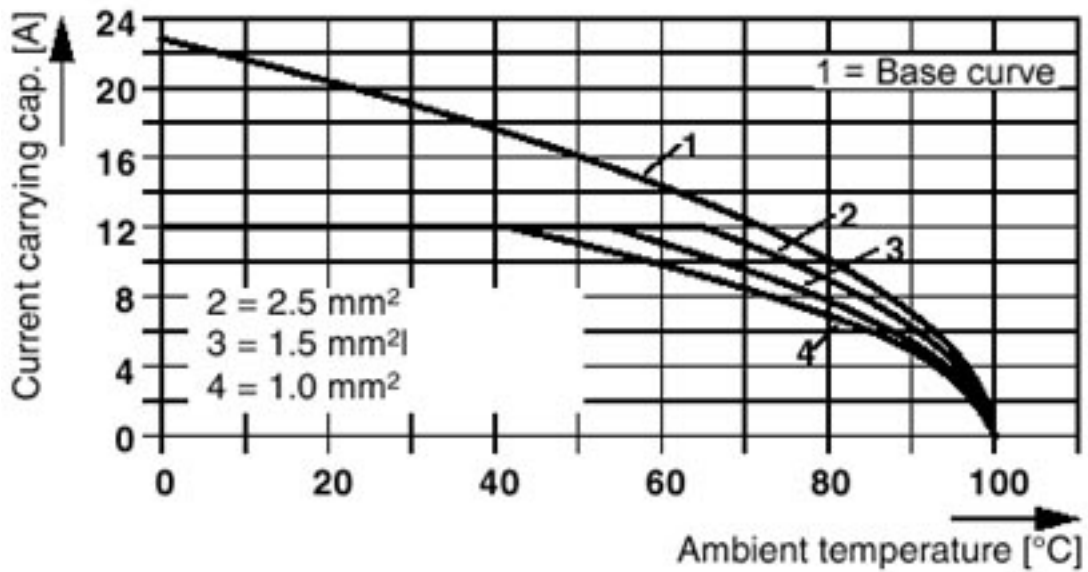
Dimensional drawing



Printed-circuit board connector - MSTB 2,5/ 5-STF - 1786860

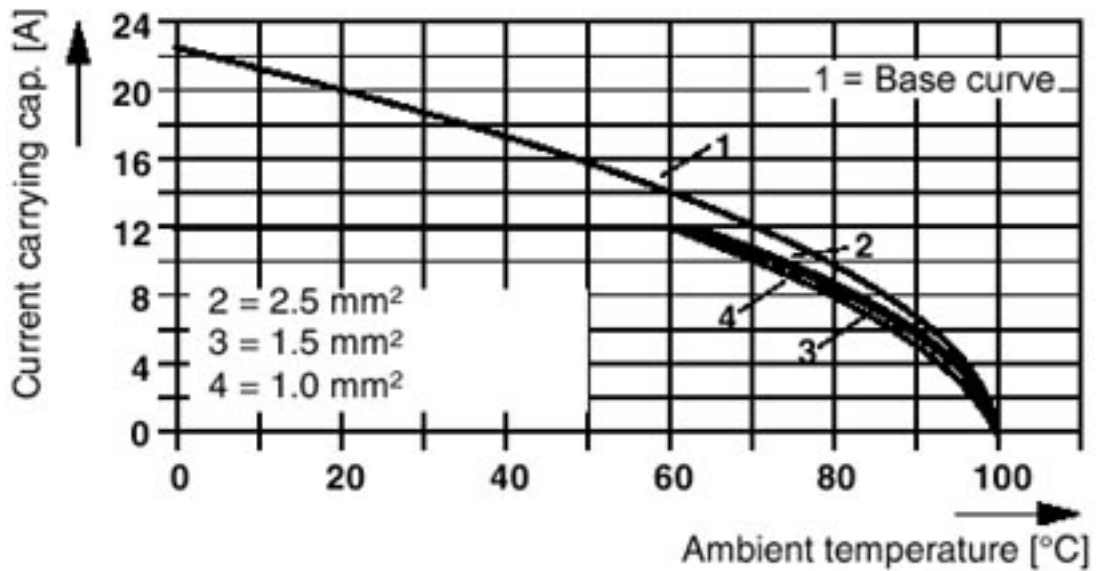
Diagram

Plug: FKIC 2,5/5-ST(F)(-5,08)
Header: MSTB 2,5/5-ST(F)(-5,08)



Diagram

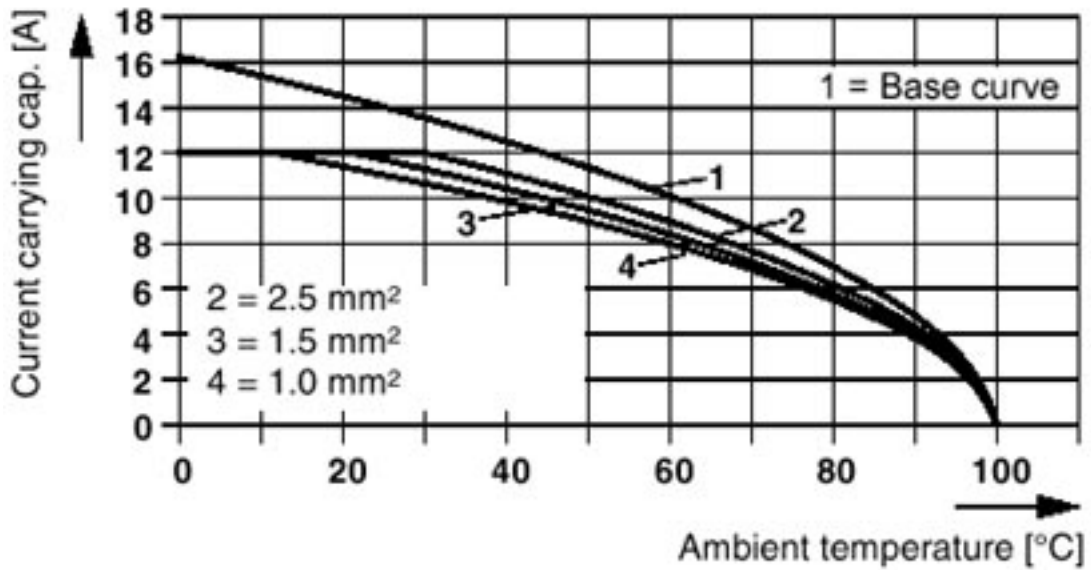
Plug: MSTB 2,5/5-ST(F)(-5,08)
Header: SMSTB(A) 2,5/5-G(-5,08)



Printed-circuit board connector - MSTB 2,5/ 5-STF - 1786860

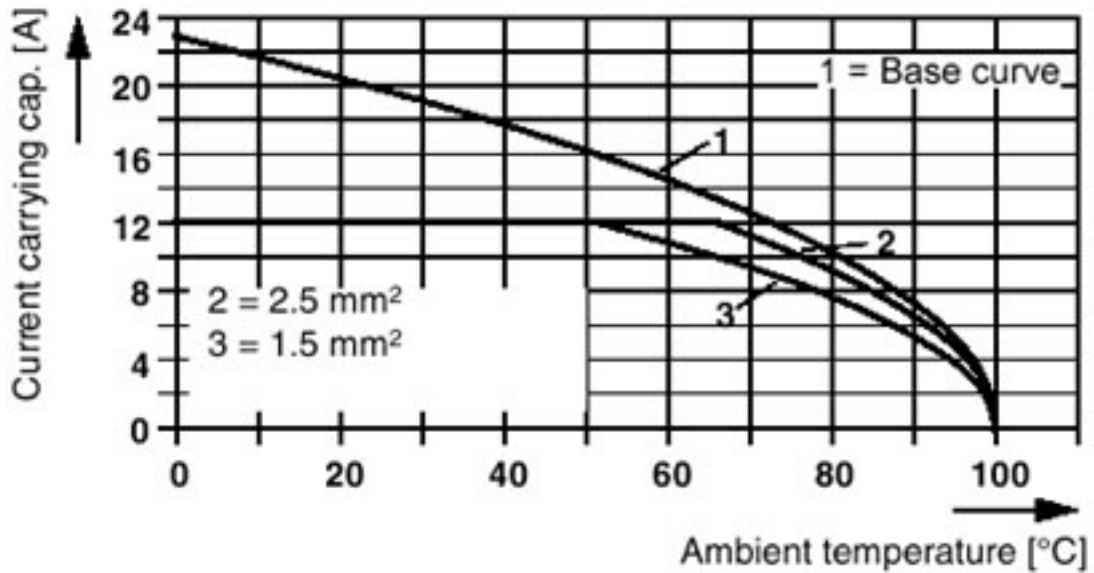
Diagram

Plug: MSTB 2,5/5-ST(F)(-5,08)
Header: EMSTB(A) 2,5/5-G(F)(-5,08)



Diagram

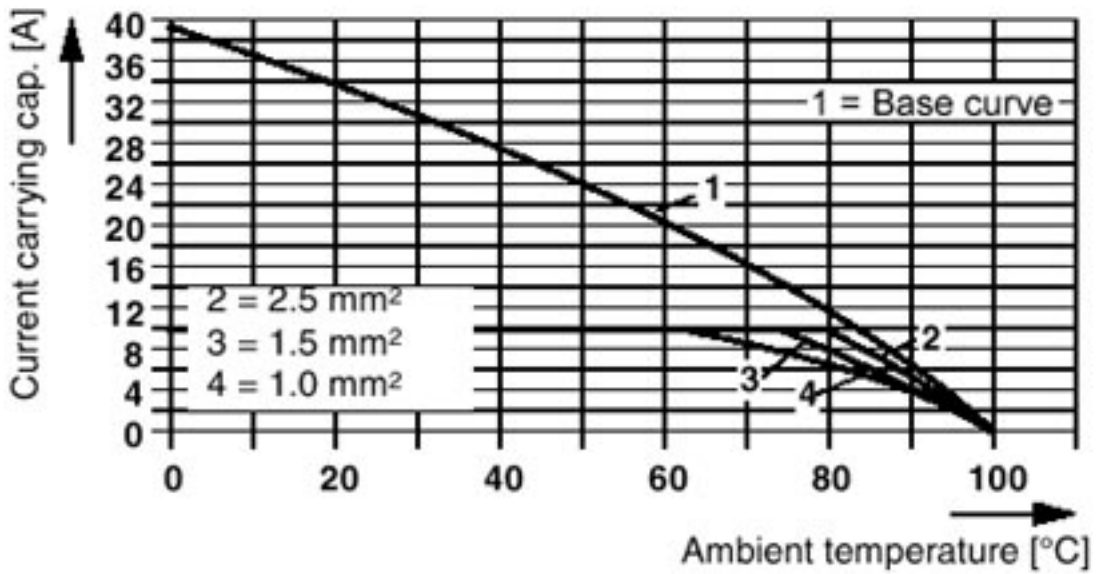
Plug: MSTB 2,5/5-ST(F)(-5,08)
Header: EMSTBV(A) 2,5/5-G(F)(-5,08)



Printed-circuit board connector - MSTB 2,5/ 5-STF - 1786860

Diagram

Plug: MSTB 2,5/5-ST(F)-(-5,08)
Header: MDSTB 2,5/5-G(F)-(-5,08)



Diagram

Plug: MSTB 2,5/5-ST(F)-(-5,08)
Header: MSTB(A) 2,5/5-G(F)-(-5,08)

