

Printed-circuit board connector - MSTB 2,5/10-ST-5,08 - 1757093

Please be informed that the data shown in this PDF Document is generated from our Online Catalog. Please find the complete data in the user's documentation. Our General Terms of Use for Downloads are valid (<http://phoenixcontact.com/download>)

Plug component, Nominal current: 12 A, Rated voltage (III/2): 320 V, Number of positions: 10, Pitch: 5.08 mm, Connection method: Screw connection with tension sleeve, Color: green, Contact surface: Tin




The figure shows a 10-position version of the product

Why buy this product

- Well-known connection principle allows worldwide use
- Low temperature rise, thanks to maximum contact force
- Allows connection of two conductors



Key Commercial Data

Packing unit	50 STK
GTIN	 4 017918 029623
GTIN	4017918029623
Weight per Piece (excluding packing)	16.600 g
Custom tariff number	85366990
Country of origin	Germany

Technical data

Dimensions

Length	18.3 mm
Height	15 mm
Width	50.8 mm
Pitch	5.08 mm
Dimension a	45.72 mm

General

Range of articles	MSTB 2,5/..-ST
Type of contact	Female connector

Printed-circuit board connector - MSTB 2,5/10-ST-5,08 - 1757093

Technical data

General

Number of positions	10
Connection method	Screw connection with tension sleeve
Insulating material group	I
Rated surge voltage (III/3)	4 kV
Rated surge voltage (III/2)	4 kV
Rated surge voltage (II/2)	4 kV
Rated voltage (III/3)	250 V
Rated voltage (III/2)	320 V
Rated voltage (II/2)	630 V
Connection in acc. with standard	EN-VDE
Nominal current I_N	12 A
Nominal cross section	2.5 mm ²
Maximum load current	12 A (with a 2.5 mm ² conductor cross section)
Insulating material	PA
Flammability rating according to UL 94	V0
Internal cylindrical gage	A3
Stripping length	7 mm
Screw thread	M3
Tightening torque, min	0.5 Nm
Tightening torque max	0.6 Nm

Connection data

Conductor cross section solid min.	0.2 mm ²
Conductor cross section solid max.	2.5 mm ²
Conductor cross section flexible min.	0.2 mm ²
Conductor cross section flexible max.	2.5 mm ²
Conductor cross section flexible, with ferrule without plastic sleeve min.	0.25 mm ²
Conductor cross section flexible, with ferrule without plastic sleeve max.	2.5 mm ²
Conductor cross section flexible, with ferrule with plastic sleeve min.	0.25 mm ²
Conductor cross section flexible, with ferrule with plastic sleeve max.	2.5 mm ²
Conductor cross section AWG min.	24
Conductor cross section AWG max.	12
2 conductors with same cross section, solid min.	0.2 mm ²
2 conductors with same cross section, solid max.	1 mm ²
2 conductors with same cross section, stranded min.	0.2 mm ²
2 conductors with same cross section, stranded max.	1.5 mm ²
2 conductors with same cross section, stranded, ferrules without plastic sleeve, min.	0.25 mm ²
2 conductors with same cross section, stranded, ferrules without plastic sleeve, max.	1 mm ²
2 conductors with same cross section, stranded, TWIN ferrules with plastic sleeve, min.	0.5 mm ²

Printed-circuit board connector - MSTB 2,5/10-ST-5,08 - 1757093

Technical data

Connection data

2 conductors with same cross section, stranded, TWIN ferrules with plastic sleeve, max.	1.5 mm ²
Minimum AWG according to UL/CUL	30
Maximum AWG according to UL/CUL	12

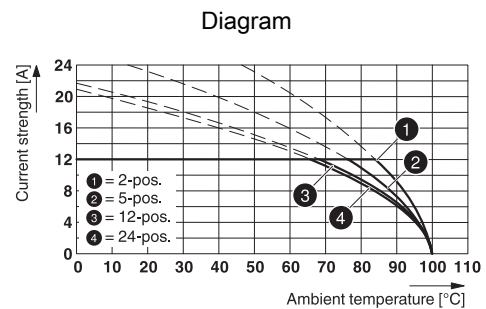
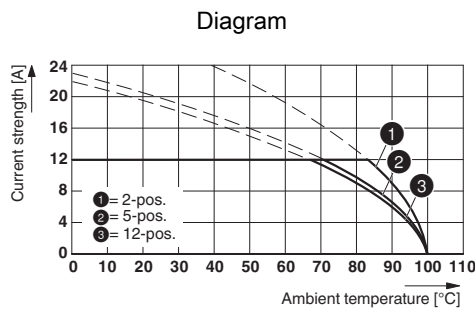
Standards and Regulations

Connection in acc. with standard	EN-VDE
	CSA
Flammability rating according to UL 94	V0

Environmental Product Compliance

China RoHS	Environmentally Friendly Use Period = 50
	For details about hazardous substances go to tab "Downloads", Category "Manufacturer's declaration"

Drawings



Type: MSTB 2,5/...-ST-5,08 with CC 2,5/...-G-5,08 P26THR

Type: MSTB 2,5/...-ST-5,08 with CCVA 2,5/...-G-5,08 P26THR

Classifications

eCl@ss

eCl@ss 4.0	272607xx
eCl@ss 4.1	27260701
eCl@ss 5.0	27260701
eCl@ss 5.1	27260701
eCl@ss 6.0	27260704
eCl@ss 7.0	27440402
eCl@ss 8.0	27440309
eCl@ss 9.0	27440309

ETIM

ETIM 3.0	EC001121
ETIM 4.0	EC002638
ETIM 5.0	EC002638

Printed-circuit board connector - MSTB 2,5/10-ST-5,08 - 1757093

Classifications

ETIM

ETIM 6.0	EC002638
----------	----------

UNSPSC

UNSPSC 6.01	30211810
UNSPSC 7.0901	39121409
UNSPSC 11	39121409
UNSPSC 12.01	39121409
UNSPSC 13.2	39121409

Approvals


Approvals


Approvals

CSA / VDE Gutachten mit Fertigungsüberwachung / IECCEB Scheme / cULus Recognized / EAC

Ex Approvals

Approval details

CSA		http://www.csagroup.org/services/testing-and-certification/certified-product-listing/	13631
		B	D
mm ² /AWG/kcmil		28-12	28-12
Nominal current I _N		15 A	10 A
Nominal voltage U _N		300 V	300 V

VDE Gutachten mit Fertigungsüberwachung		http://www.vde.com/en/Institute/OnlineService/VDE-approved-products/Pages/Online-Search.aspx	40004701
mm ² /AWG/kcmil		0.2-2.5	
Nominal current I _N		12 A	
Nominal voltage U _N		250 V	

Printed-circuit board connector - MSTB 2,5/10-ST-5,08 - 1757093

Approvals

IECEE CB Scheme	CB scheme	http://www.iecee.org/	DE1-56062-B1B2
mm ² /AWG/kcmil	0.2-2.5		
Nominal current I _N	12 A		
Nominal voltage U _N	250 V		

cULus Recognized	cULus	http://database.ul.com/cgi-bin/XYV/template/LISEXT/1FRAME/index.htm	E60425-19931011
	B	D	
mm ² /AWG/kcmil	30-12	30-12	
Nominal current I _N	15 A	15 A	
Nominal voltage U _N	300 V	150 V	

EAC	EAC	B.01742
-----	------------	---------

Accessories

Accessories

Bridge

Insertion bridge - EBP 2- 5 - 1733169

Insertion bridge, fully insulated, for connectors with 5.0 or 5.08 mm pitch, no. of positions: 2



Insertion bridge - EBP 3- 5 - 1733172

Insertion bridge, fully insulated, for connectors with 5.0 or 5.08 mm pitch, no. of positions: 3



Printed-circuit board connector - MSTB 2,5/10-ST-5,08 - 1757093

Accessories

Insertion bridge - EBP 4- 5 - 1733185



Insertion bridge, fully insulated, for connectors with 5.0 or 5.08 mm pitch, no. of positions: 4

Insertion bridge - EBP 5- 5 - 1733198



Insertion bridge, fully insulated, for connectors with 5.0 or 5.08 mm pitch, no. of positions: 5

Insertion bridge - EBP 6- 5 - 1733208



Insertion bridge, fully insulated, for connectors with 5.0 or 5.08 mm pitch, no. of positions: 6

Cable housing

Cable housing - KGS-MSTB 2,5/10 - 1783740



Cable housing, Pitch: 0 mm, Number of positions: 10, Dimension a: 50 mm, Color: green

Coding element

Coding profile - CP-MSTB - 1734634



Coding profile, is inserted into the slot on the plug or inverted header, red insulating material

Labeled terminal marker

Printed-circuit board connector - MSTB 2,5/10-ST-5,08 - 1757093

Accessories

Marker card - SK 5,08/3,8:FORTL.ZAHLEN - 0804293



Marker card, Card, white, labeled, Horizontal: Consecutive numbers 1 - 10, 11 - 20, etc. up to 91 - (99)100, Mounting type: Adhesive, for terminal block width: 5.08 mm, Lettering field: 5.08 x 3.8 mm

Marker pen

Marker pen - B-STIFT - 1051993



Marker pen, for manual labeling of unprinted Zack strips, smear-proof and waterproof, line thickness 0.5 mm

Screwdriver tools

Screwdriver - SZS 0,6X3,5 - 1205053



Actuation tool, for ST terminal blocks, insulated, also suitable for use as a bladed screwdriver, size: 0.6 x 3.5 x 100 mm, 2-component grip, with non-slip grip

Terminal marking

Marker card - SK U/2,8 WH:UNBEDRUCKT - 0803883



Marker card, Sheet, white, unlabeled, can be labeled with: Plotter, Office printing systems, Mounting type: Adhesive, Lettering field: 186 x 2.8 mm

Additional products

Base strip - MSTBW 2,5/10-G-5,08 - 1735808



Header, Nominal current: 12 A, Rated voltage (III/2): 320 V, Number of positions: 10, Pitch: 5.08 mm, Color: green, Contact surface: Tin, Mounting: Wave soldering

Printed-circuit board connector - MSTB 2,5/10-ST-5,08 - 1757093

Accessories

Base strip - MSTBVA 2,5/10-G-5,08 - 1755817

Header, Nominal current: 12 A, Rated voltage (III/2): 320 V, Number of positions: 10, Pitch: 5.08 mm, Color: green, Contact surface: Tin, Mounting: Wave soldering



Base strip - MSTBA 2,5/10-G-5,08 - 1757323

Header, Nominal current: 12 A, Rated voltage (III/2): 320 V, Number of positions: 10, Pitch: 5.08 mm, Color: green, Contact surface: Tin, Mounting: Wave soldering



Base strip - MSTBV 2,5/10-G-5,08 - 1758092

Header, Nominal current: 12 A, Rated voltage (III/2): 320 V, Number of positions: 10, Pitch: 5.08 mm, Color: green, Contact surface: Tin, Mounting: Wave soldering



Base strip - MSTB 2,5/10-G-5,08 - 1759091

Header, Nominal current: 12 A, Rated voltage (III/2): 320 V, Number of positions: 10, Pitch: 5.08 mm, Color: green, Contact surface: Tin, Mounting: Wave soldering



Base strip - MDSTB 2,5/10-G1-5,08 - 1762457

Header, Nominal current: 10 A, Rated voltage (III/2): 320 V, Number of positions: 10, Pitch: 5.08 mm, Color: green, Contact surface: Tin, Mounting: Wave soldering, In combination with MVSTB or FKCV plug components, both an MVSTBW (or FKCVW) and an MVSTBR plug (or FKCVR) must be used. Combination with TMSTBP plug components is not possible!



Printed-circuit board connector - MSTB 2,5/10-ST-5,08 - 1757093

Accessories

Base strip - MDSTBV 2,5/10-G1-5,08 - 1762583



Header, Nominal current: 10 A, Rated voltage (III/2): 320 V, Number of positions: 10, Pitch: 5.08 mm, Color: green, Contact surface: Tin, Mounting: Wave soldering, In combination with MVSTB or FKCV plug components, both an MVSTBW (or FKCVW) and an MVSTBR plug (or FKCVR) must be used. Combination with TMSTBP plug components is not possible!

Base strip - SMSTBA 2,5/10-G-5,08 - 1767452



Header, Nominal current: 12 A, Rated voltage (III/2): 320 V, Number of positions: 10, Pitch: 5.08 mm, Color: green, Contact surface: Tin, Mounting: Wave soldering

Base strip - MSTBA 2,5/10-G-5,08-LA - 1768024



Header, Nominal current: 12 A, Rated voltage (III/2): 320 V, Number of positions: 10, Pitch: 5.08 mm, Color: green, Contact surface: Tin, Mounting: Wave soldering

Base strip - SMSTB 2,5/10-G-5,08 - 1769544



Header, Nominal current: 12 A, Rated voltage (III/2): 320 V, Number of positions: 10, Pitch: 5.08 mm, Color: green, Contact surface: Tin, Mounting: Wave soldering

Base strip - MSTBV 2,5/10-GEH-5,08 - 1808544



Header, Nominal current: 12 A, Rated voltage (III/2): 320 V, Number of positions: 10, Pitch: 5.08 mm, Color: green, Contact surface: Tin, Mounting: Wave soldering

Printed-circuit board connector - MSTB 2,5/10-ST-5,08 - 1757093

Accessories

Base strip - MDSTBA 2,5/10-G-5,08 - 1842144



Header, Nominal current: 10 A, Rated voltage (III/2): 320 V, Number of positions: 10, Pitch: 5.08 mm, Color: green, Contact surface: Tin, Mounting: Wave soldering, The article can be aligned to create different nos. of positions! In combination with MVSTB or FKCV plug components, both an MVSTBW (or FKCVW) and an MVSTBR plug (or FKCVR) must be used. Combination with TMSTBP plug components is not possible!

Base strip - MDSTBW 2,5/10-G-5,08 - 1842296



Header, Nominal current: 10 A, Rated voltage (III/2): 320 V, Number of positions: 10, Pitch: 5.08 mm, Color: green, Contact surface: Tin, Mounting: Wave soldering, The article can be aligned to create different nos. of positions! In combination with MVSTB or FKCV plug components, both an MVSTBW (or FKCVW) and an MVSTBR plug (or FKCVR) must be used. Combination with TMSTBP plug components is not possible!

Base strip - MDSTB 2,5/10-G-5,08 - 1842597



Header, Nominal current: 10 A, Rated voltage (III/2): 320 V, Number of positions: 10, Pitch: 5.08 mm, Color: green, Contact surface: Tin, Mounting: Wave soldering, Can be aligned! Mounting flange: Order No. 1736771, 1736768. In combination with MVSTB or FKCV plug components, both an MVSTBW (or FKCVW) and an MVSTBR plug (or FKCVR) must be used. Combination with TMSTBP plug components is not possible!

Base strip - MDSTBVA 2,5/10-G-5,08 - 1845413



Header, Nominal current: 10 A, Rated voltage (III/2): 320 V, Number of positions: 10, Pitch: 5.08 mm, Color: green, Contact surface: Tin, Mounting: Wave soldering, The article can be aligned to create different nos. of positions! In combination with MVSTB or FKCV plug components, both an MVSTBW (or FKCVW) and an MVSTBR plug (or FKCVR) must be used. Combination with TMSTBP plug components is not possible!

Base strip - MDSTBV 2,5/10-G-5,08 - 1845565



Header, Nominal current: 10 A, Rated voltage (III/2): 320 V, Number of positions: 10, Pitch: 5.08 mm, Color: green, Contact surface: Tin, Mounting: Wave soldering, Can be aligned! Mounting flange: Order No. 1836477, 1836480. In combination with MVSTB or FKCV plug components, both an MVSTBW (or FKCVW) and an MVSTBR plug (or FKCVR) must be used. Combination with TMSTBP plug components is not possible!

Printed-circuit board connector - MSTB 2,5/10-ST-5,08 - 1757093

Accessories

Base strip - EMSTBVA 2,5/10-G-5,08 - 1859593



Header, Nominal current: 12 A, Rated voltage (III/2): 320 V, Number of positions: 10, Pitch: 5.08 mm, Color: green, Contact surface: Tin, Mounting: Press-in technology

Base strip - EMSTBA 2,5/10-G-5,08 - 1880384



Header, Nominal current: 12 A, Rated voltage (III/2): 320 V, Number of positions: 10, Pitch: 5.08 mm, Color: green, Contact surface: Tin, Mounting: Press-in technology

Base strip - DFK-MSTBA 2,5/10-G-5,08 - 1898910



Header, Nominal current: 12 A, Rated voltage (III/2): 320 V, Number of positions: 10, Pitch: 5.08 mm, Color: green, Contact surface: Tin, Mounting: Wave soldering

Base strip - DFK-MSTBVA 2,5/10-G-5,08 - 1899210



Header, Nominal current: 12 A, Rated voltage (III/2): 320 V, Number of positions: 10, Pitch: 5.08 mm, Color: green, Contact surface: Tin, Mounting: Wave soldering

Printed-circuit board connector - CC 2,5/10-G-5,08 P26THR - 1954553



Header, Nominal current: 12 A, Rated voltage (III/2): 320 V, Number of positions: 10, Pitch: 5.08 mm, Color: black, Contact surface: Tin, Mounting: THR soldering, User information and design recommendations for through hole reflow technology can be found under "Downloads"

Printed-circuit board connector - MSTB 2,5/10-ST-5,08 - 1757093

Accessories

Printed-circuit board connector - CC 2,5/10-G-5,08 P26THRR88 - 1954663

Header, Nominal current: 12 A, Rated voltage (III/2): 320 V, Number of positions: 10, Pitch: 5.08 mm, Color: black, Contact surface: Tin, Mounting: THR soldering, User information and design recommendations for through hole reflow technology can be found under "Downloads"



Printed-circuit board connector - CCA 2,5/10-G-5,08 P26THR - 1955002

Header, Nominal current: 12 A, Rated voltage (III/2): 320 V, Number of positions: 10, Pitch: 5.08 mm, Color: black, Contact surface: Tin, Mounting: THR soldering, User information and design recommendations for through hole reflow technology can be found under "Downloads"



Printed-circuit board connector - CCA 2,5/10-G-5,08 P26THRR88 - 1955112

Header, Nominal current: 12 A, Rated voltage (III/2): 320 V, Number of positions: 10, Pitch: 5.08 mm, Color: black, Contact surface: Tin, Mounting: THR soldering, User information and design recommendations for through hole reflow technology can be found under "Downloads"



Printed-circuit board connector - CCV 2,5/10-G-5,08 P26THR - 1955497

Header, Nominal current: 12 A, Rated voltage (III/2): 320 V, Number of positions: 10, Pitch: 5.08 mm, Color: black, Contact surface: Tin, Mounting: THR soldering, User information and design recommendations for through hole reflow technology can be found under "Downloads"



Printed-circuit board connector - CCV 2,5/10-G-5,08 P26THRR88 - 1955604

Header, Nominal current: 12 A, Rated voltage (III/2): 320 V, Number of positions: 10, Pitch: 5.08 mm, Color: black, Contact surface: Tin, Mounting: THR soldering, User information and design recommendations for through hole reflow technology can be found under "Downloads"



Printed-circuit board connector - MSTB 2,5/10-ST-5,08 - 1757093

Accessories

Printed-circuit board connector - CCVA 2,5/10-G-5,08 P26THR - 1955934



Header, Nominal current: 12 A, Rated voltage (III/2): 320 V, Number of positions: 10, Pitch: 5.08 mm, Color: black, Contact surface: Tin, Mounting: THR soldering, User information and design recommendations for through hole reflow technology can be found under "Downloads"

Printed-circuit board connector - CCVA 2,5/10-G-5,08 P26THRR88 - 1956043



Header, Nominal current: 12 A, Rated voltage (III/2): 320 V, Number of positions: 10, Pitch: 5.08 mm, Color: black, Contact surface: Tin, Mounting: THR soldering, User information and design recommendations for through hole reflow technology can be found under "Downloads"

Printed-circuit board connector - CCA 2,5/10-GL-5,08P26THR - 1959147



Header, Nominal current: 12 A, Rated voltage (III/2): 320 V, Number of positions: 10, Pitch: 5.08 mm, Color: black, Contact surface: Tin, Mounting: THR soldering, Two-in-one – Pin strips must always be made up of a left (L) and a right (R) segment. Please allow for the corresponding counterpart from the accessories to complete the THR pin strip.

Printed-circuit board connector - CCA 2,5/10-GR-5,08P26THR - 1959286



Header, Nominal current: 12 A, Rated voltage (III/2): 320 V, Number of positions: 10, Pitch: 5.08 mm, Color: black, Contact surface: Tin, Mounting: THR soldering, Two-in-one – Pin strips must always be made up of a left (L) and a right (R) segment. Please allow for the corresponding counterpart from the accessories to complete the THR pin strip.

Printed-circuit board connector - CCVA 2,5/10-GL-5,08P26THR - 1959985



Header, Nominal current: 12 A, Rated voltage (III/2): 320 V, Number of positions: 10, Pitch: 5.08 mm, Color: black, Contact surface: Tin, Mounting: THR soldering, Two-in-one – Pin strips must always be made up of a left (L) and a right (R) segment. Please allow for the corresponding counterpart from the accessories to complete the THR pin strip.

Printed-circuit board connector - MSTB 2,5/10-ST-5,08 - 1757093

Accessories

Printed-circuit board connector - CCVA 2,5/10-GR-5,08P26THR - 1960165



Header, Nominal current: 12 A, Rated voltage (III/2): 320 V, Number of positions: 10, Pitch: 5.08 mm, Color: black, Contact surface: Tin, Mounting: THR soldering, Two-in-one – Pin strips must always be made up of a left (L) and a right (R) segment. Please allow for the corresponding counterpart from the accessories to complete the THR pin strip.

Printed-circuit board connector - CCVA 2,5/10-GR-5,08P26THRR88 - 1960233



Header, Nominal current: 12 A, Rated voltage (III/2): 320 V, Number of positions: 10, Pitch: 5.08 mm, Color: black, Contact surface: Tin, Mounting: THR soldering, Two-in-one – Pin strips must always be made up of a left (L) and a right (R) segment. Please allow for the corresponding counterpart from the accessories to complete the THR pin strip.
