

MS3180 and MS3181 Protective Plug and Receptacle Covers

MATING CONNECTOR
MIL-DTL-26482

Attachment Option
C = Chain
N = Chain with Ring (MS3181 Only)
R = Wire Rope

Length
L = Chain or Rope Length of 5 Inches (127.0 mm). Omit for Standard (See K in Table I)

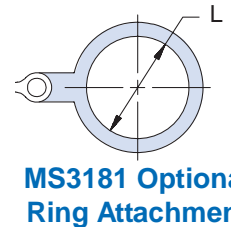
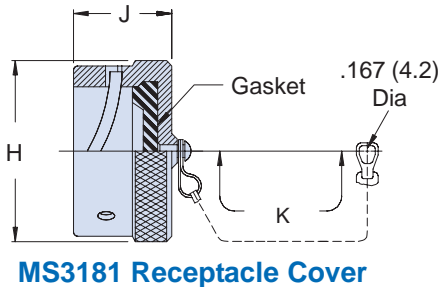
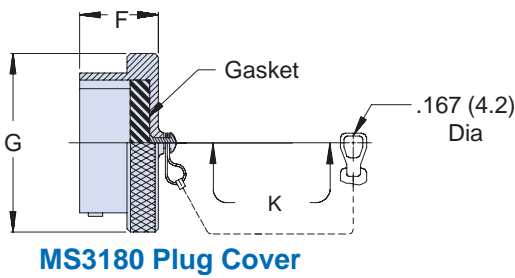
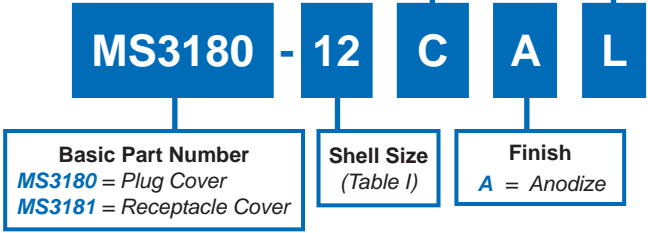
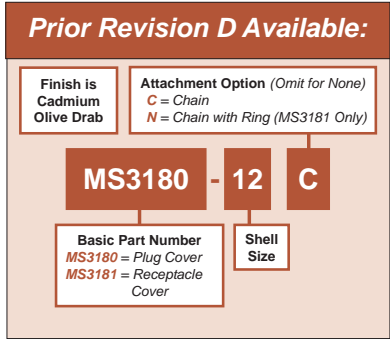


TABLE I: Shell Size, Dimensions and Attachment

Shell Size	F Max	G Dia Max	H Dia Max	J Max	K Standard Length (Inches)	L Min
8	.562 (14.3)	.719 (18.3)	.734 (18.6)	.562 (14.3)	3.00 (76.2)	.578 (14.7)
10	.562 (14.3)	.844 (21.4)	.859 (21.8)	.562 (14.3)	3.00 (76.2)	.703 (17.9)
12	.562 (14.3)	1.000 (25.4)	1.000 (25.4)	.562 (14.3)	3.50 (88.9)	.891 (22.6)
14	.562 (14.3)	1.125 (28.6)	1.125 (28.6)	.562 (14.3)	3.50 (88.9)	1.016 (25.8)
16	.562 (14.3)	1.250 (31.8)	1.250 (31.8)	.562 (14.3)	3.50 (88.9)	1.141 (29.0)
18	.562 (14.3)	1.375 (34.9)	1.375 (34.9)	.562 (14.3)	3.50 (88.9)	1.266 (32.2)
20	.625 (15.9)	1.500 (38.1)	1.500 (38.1)	.562 (14.3)	4.00 (101.6)	1.391 (35.3)
22	.625 (15.9)	1.625 (41.3)	1.625 (41.3)	.562 (14.3)	4.00 (101.6)	1.516 (38.5)
24	.658 (16.7)	1.750 (44.5)	1.750 (44.5)	.602 (15.3)	4.00 (101.6)	1.641 (41.7)

- APPLICATION NOTES**
1. Assembly identified with manufacturer's name and part number, space permitting.
 2. For complete dimensions, see the applicable Military Specification.
 3. Metric dimensions (mm) are in parentheses.

Dimensions in inches (millimeters) and are subject to change without notice.