

# MRR, RR Series - Axial Lead, Shielded Reed

## Up to 4PST - NO, 0.5 Amp

MRR/RR Series Axial lead epoxy molded reed relays have solid wire leads on each end. They are available with two grid spacing's - 0.1 inch for the MRR and 0.2 for the RR. Both versions have a metal protection shield around the body.

### GENERAL SPECIFICATIONS (@ 25° C)

#### Contacts:

Contact Configuration	Up to 4PST-NO	
Contact Material	Rhodium	
Contact Rating	MRR	RR
Load (maximum)	10VA	15VA
Switching Voltage (maximum)	200VDC	250VDC
Switching Current (maximum)	500mA	1 Amp
Carry Current (maximum)	500mA	1 Amp
Contact Resistance, Initial	200 milliohms max @ 6VDC	

#### Coil:

Coils Available	DC
Coil Power	Varies
Input Voltage Tolerance - DC	80% to 110% of nominal
Drop-out voltage	10% of nominal
Duty	Continuous

#### Timing:

Operate Time (typical w/o suppression)	2 to 10mS
Release Time (typical w/o suppression)	2 to 10mS

#### Dielectric Strength:

Across Open Contacts	MRR = 400VRMS, RR = 500VRMS
Between Mutually Insulated Points	1,500VRMS
Insulation Resistance	1000 megohms @ 500VAC

#### Capacitance:

Across Open Contacts	2pF
----------------------	-----

#### Temperature:


Operating	-40 to 85°C (-40 to 185°F)
Storage	-40 to 105°C (-40 to 221°F)

#### Life Expectancy:

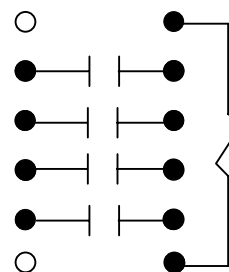
Electrical (full load operations)	10,000,000
Mechanical (no load operations)	200,000,000

#### Miscellaneous:

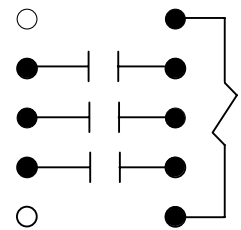
Shock	50 grams
Vibration	MRR 20 G's to 2000Hz, RR 10 G's to 450Hz
Enclosure	Epoxy molded, metal covered
Mounting Position	Any
Weight	Varies



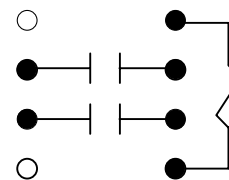
MRR, RR Wire Diagram  
(Top View)



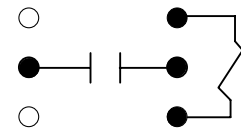
MRR4A  
RR4AF



MRR3A  
RR3A



MRR2A  
RR2A



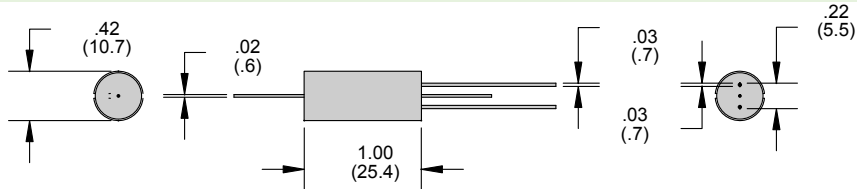
MRR1A  
RR41F

# Reed Relays

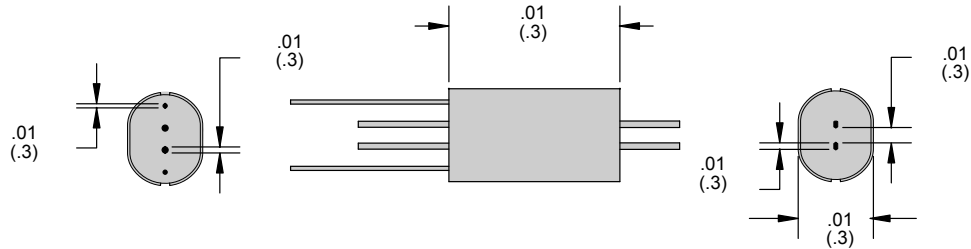
## Outline Dimensions

Dimensions Shown in inches & (millimeters)

### MRR Series



### RR Series



**Ordering Code**   **MRR or RR**   **2A**   **12VDC**

**Series**

MRR  
RR

**Contact Arrangement**

1A - SPST - N.O.  
2A - DPST - N.O.  
3A - 3PST - N.O.  
4A - 4PST - N.O.

**Coil Voltage** (DC only)

DC: 6, 12, 24  
(5 volts and other voltages available)

## Coil Specifications

### MRR Series

Nominal voltage (VDC)	SPST-N.O. ohms ±10%	DPST-N.O. ohms ±10%	3PST-N.O. ohms ±10%	4PST-N.O. ohms ±10%
6	288	144	72	24
12	1152	576	288	94
24	4600	2300	1152	384
48	-	-	3300	1536

### RR Series

Nominal voltage (VDC)	SPST-N.O. ohms ±10%	DPST-N.O. ohms ±10%	4PST-N.O. ohms ±10%
6	90	36	24
12	360	145	94
24	1440	580	384
48	5760	2300	1536