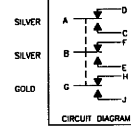


MICRO SWITCH
a Honeywell Division

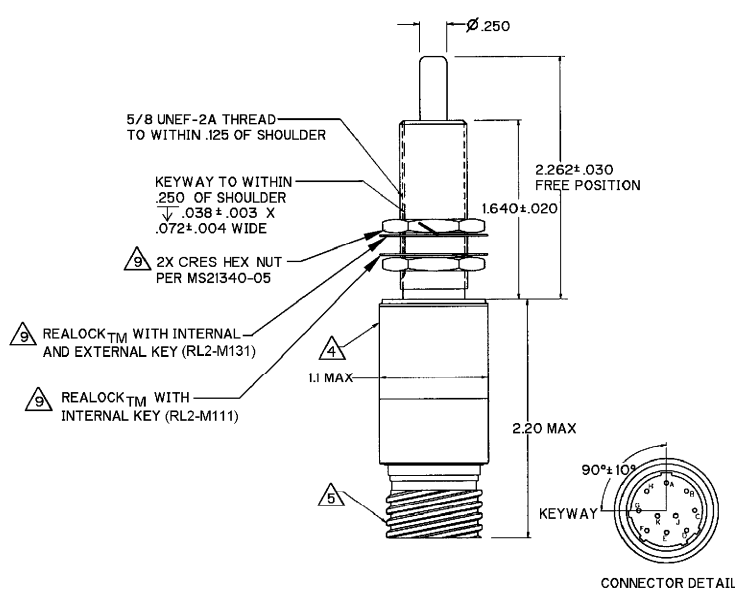
SWITCH - ENCLOSED

CATALOG LISTING
ML-1463

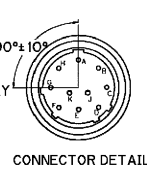
FED. MFG. CODE 91429



RASTER DRAWN G J W 8 MAR 00 CHECK SAV 8 MAR 00 CHECK
 REVISIONS
 A 204149
 B 206119
 C 001354
 D 011102
 E 011354
 F 28 APR 05
 ISSUE 4
 M ML-1463 PAGE 1 OF 1
 RELEASE NO. PR-24418 REPLACES



- NOTES
- 1 - COINCIDENCE OF OPERATING AND RELEASING POINTS: .010 OF PLUNGER TRAVEL
 - 2 - CORROSION RESISTANT ENCLOSURE, PLUNGER AND BUSHING
 - 3 - SWITCH SEALED PER MIL-PRF-8805 SYMBOL 4
 - 4 - CIRCUIT DIAGRAM, DATE CODE, CATALOG LISTING AND FED. MFG. CODE ON NAMEPLATE
 - 5 - RECEPTACLE: D38999/25YC98PN
 - 6 - TEMPERATURE RATING: -72° F TO 236° F
 - 7 - NOTED ELECTRICAL RATING APPLIES UP TO 236° F
 - 8 - SHOCK QUALIFIED TO 100g
 - 9 - HARDWARE MAY BE PACKAGED UNASSEMBLED PER MIL-PRF-8805
 - 10 - MINIMUM MECHANICAL ENDURANCE 35,000 CYCLES
 - 11 - MOUNTING PANEL THICKNESS: .100 MIN
 - 12 - ORIGINAL DESIGN ACTIVITY CAGE CODE 60198 SAINT SWITCH INC. ST. CHARLES, ILL. 60174 (DESIGN AND PRODUCTION RIGHTS OF THIS PRODUCT PURCHASED BY HONEYWELL AS OF JUNE 1999)



THIS DRAWING COVERS A PROPRIETARY ITEM AND IS THE PROPERTY OF MICRO SWITCH, A DIVISION OF HONEYWELL. THIS DRAWING IS NOT TO BE COPIED OR USED WITHOUT THE APPROVAL OF MICRO SWITCH.

CHARACTERISTICS		ELECTRICAL DATA				SCALE FULL
OPERATING FORCE - - - - - 6-12 LBS		CONTACT ARRANGEMENT				DO NOT SCALE PRINT
FULL OVERTRAVEL FORCE - - - 30 LBS MAX		3X SPDT				UNLESS OTHERWISE SPECIFIED TOLERANCES ARE ONE PLACE (.0) ±.030 TWO PLACE (.00) ±.015 THREE PLACE (.000) ±.005 ANGLES ± 4°
RELEASE FORCE - - - - - 4 LBS MIN		28 VDC				
PRETRAVEL - - - - - .040 MAX		SEA LEVEL 50,000 FT				
DIFFERENTIAL TRAVEL - .020 MAX		LOAD (AMPS)				
OVERTRAVEL - - - - - .500 MIN		RESISTIVE	7	.5	4	
		INDUCTIVE	4	.25	2.5	.25
		SILVER GOLD SILVER GOLD				WEIGHT .3 LBS MAX