

## PCB terminal block - MKDSN 1,5/ 7-5,08 - 1729173

Please be informed that the data shown in this PDF Document is generated from our Online Catalog. Please find the complete data in the user's documentation. Our General Terms of Use for Downloads are valid (<http://phoenixcontact.com/download>)

PCB terminal block, Nominal current: 13.5 A, Nom. voltage: 400 V, Pitch: 5.08 mm, Number of positions: 7, Connection method: Screw connection with tension sleeve, Mounting: Wave soldering, Conductor/PCB connection direction: 0 °, Color: green



The figure shows a 10-position version of the product

### Product Features

- PCB terminal blocks with compact housing dimensions and low design height
- Single-row type with horizontal connection direction



### Key Commercial Data

Packing unit	1 pc
GTIN	 4 017918 026042
Weight per Piece (excluding packing)	6.7 g
Custom tariff number	85369010
Country of origin	Germany

### Technical data

#### Dimensions

Length	8.1 mm
Pitch	5.08 mm
Dimension a	30.48 mm
Width	35.56 mm
Constructional height	10 mm
Height	13.5 mm
Length of the solder pin	3.5 mm

# PCB terminal block - MKDSN 1,5/ 7-5,08 - 1729173

## Technical data

### Dimensions

Pin dimensions	0,5 x 1 mm
Hole diameter	1.3 mm

### General

Range of articles	MKDSN 1,5
Insulating material group	I
Rated surge voltage (III/3)	4 kV
Rated surge voltage (III/2)	4 kV
Rated surge voltage (II/2)	4 kV
Rated voltage (III/3)	250 V
Rated voltage (III/2)	400 V
Rated voltage (II/2)	630 V
Connection in acc. with standard	EN-VDE
Nominal current $I_N$	13.5 A
Nominal cross section	1.5 mm <sup>2</sup>
Maximum load current	13.5 A
Insulating material	PA
Solder pin surface	Sn
Flammability rating according to UL 94	V0
Internal cylindrical gage	A1
Stripping length	6 mm
Number of positions	7
Screw thread	M3
Tightening torque, min	0.5 Nm
Tightening torque max	0.6 Nm

### Connection data

Conductor cross section solid min.	0.14 mm <sup>2</sup>
Conductor cross section solid max.	1.5 mm <sup>2</sup>
Conductor cross section flexible min.	0.14 mm <sup>2</sup>
Conductor cross section flexible max.	1.5 mm <sup>2</sup>
Conductor cross section flexible, with ferrule without plastic sleeve min.	0.25 mm <sup>2</sup>
Conductor cross section flexible, with ferrule without plastic sleeve max.	1 mm <sup>2</sup>
Conductor cross section flexible, with ferrule with plastic sleeve min.	0.25 mm <sup>2</sup>
Conductor cross section flexible, with ferrule with plastic sleeve max.	1.5 mm <sup>2</sup>
Conductor cross section AWG min.	26
Conductor cross section AWG max.	16
2 conductors with same cross section, solid min.	0.14 mm <sup>2</sup>

## PCB terminal block - MKDSN 1,5/ 7-5,08 - 1729173

### Technical data

#### Connection data

2 conductors with same cross section, solid max.	0.75 mm <sup>2</sup>
2 conductors with same cross section, stranded min.	0.14 mm <sup>2</sup>
2 conductors with same cross section, stranded max.	0.75 mm <sup>2</sup>
2 conductors with same cross section, stranded, ferrules without plastic sleeve, min.	0.25 mm <sup>2</sup>
2 conductors with same cross section, stranded, ferrules without plastic sleeve, max.	0.5 mm <sup>2</sup>
2 conductors with same cross section, stranded, TWIN ferrules with plastic sleeve, min.	0.5 mm <sup>2</sup>
2 conductors with same cross section, stranded, TWIN ferrules with plastic sleeve, max.	0.75 mm <sup>2</sup>

#### Standards and Regulations

Connection in acc. with standard	EN-VDE
	CSA
Flammability rating according to UL 94	V0

### Classifications

#### eCl@ss

eCl@ss 4.0	27141109
eCl@ss 4.1	27141109
eCl@ss 5.0	27141190
eCl@ss 5.1	27141190
eCl@ss 6.0	27261101
eCl@ss 7.0	27440401
eCl@ss 8.0	27440401
eCl@ss 9.0	27440401

#### ETIM

ETIM 3.0	EC001121
ETIM 4.0	EC002643
ETIM 5.0	EC002643

#### UNSPSC

UNSPSC 6.01	30211801
UNSPSC 7.0901	39121432
UNSPSC 11	39121432
UNSPSC 12.01	39121432
UNSPSC 13.2	39121432

# PCB terminal block - MKDSN 1,5/ 7-5,08 - 1729173

## Approvals

### Approvals

---

#### Approvals

CSA / UL Recognized / SEV / cUL Recognized / GL / CCA / IECCEB Scheme / RS / EAC / cULus Recognized

---


#### Ex Approvals


---

#### Approvals submitted

---

## Approval details

CSA 		
	B	D
mm <sup>2</sup> /AWG/kcmil	28-14	28-14
Nominal current I <sub>N</sub>	10 A	10 A
Nominal voltage U <sub>N</sub>	150 V	300 V

UL Recognized 		
	B	D
mm <sup>2</sup> /AWG/kcmil	30-14	30-14
Nominal current I <sub>N</sub>	10 A	10 A
Nominal voltage U <sub>N</sub>	300 V	300 V

SEV	
mm <sup>2</sup> /AWG/kcmil	1.5
Nominal current I <sub>N</sub>	13.5 A
Nominal voltage U <sub>N</sub>	250 V

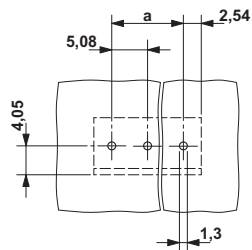
# PCB terminal block - MKDSN 1,5/ 7-5,08 - 1729173

## Approvals

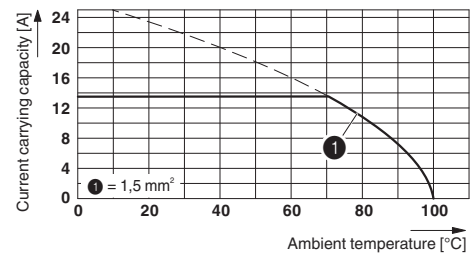
cUL Recognized		
	B	D
mm <sup>2</sup> /AWG/kcmil	30-14	30-14
Nominal current I <sub>N</sub>	10 A	10 A
Nominal voltage U <sub>N</sub>	300 V	300 V
GL		
CCA		
IECEE CB Scheme		
RS		
EAC		
cULus Recognized		

## Drawings

Drilling diagram



Diagram



# PCB terminal block - MKDSN 1,5/ 7-5,08 - 1729173

Dimensional drawing

