

PCB terminal block - MKDSN 1,5/ 6-5,08 - 1729160

Please be informed that the data shown in this PDF Document is generated from our Online Catalog. Please find the complete data in the user's documentation. Our General Terms of Use for Downloads are valid (<http://download.phoenixcontact.com>)

PCB terminal block, Nominal current: 13.5 A, Nom. voltage: 400 V, Pitch: 5.08 mm, Number of positions: 6, Connection method: Screw connection, Mounting: Soldering, Conductor/PCB connection direction: 0 °, Color: green



The figure shows a 10-position version of the product

Product Features

- ✓ Conductor cross sections up to 1.5 mm²
- ✓ PCB terminal blocks with compact housing dimensions and low design height
- ✓ Single-row type with horizontal connection direction



Key commercial data

Packing unit	1 pc
GTIN	 4 017918 026035
Weight per Piece (excluding packing)	5.74 GRM
Custom tariff number	85369010
Country of origin	Germany

Technical data

Dimensions

Length	8.1 mm
Pitch	5.08 mm
Dimension a	25.4 mm
Pin dimensions	0,5 x 1 mm
Hole diameter	1.3 mm

General

Range of articles	MKDSN 1,5
-------------------	-----------

PCB terminal block - MKDSN 1,5/ 6-5,08 - 1729160

Technical data

General

Insulating material group	I
Rated surge voltage (III/3)	4 kV
Rated surge voltage (III/2)	4 kV
Rated surge voltage (II/2)	4 kV
Rated voltage (III/3)	250 V
Rated voltage (III/2)	400 V
Rated voltage (II/2)	630 V
Connection in acc. with standard	EN-VDE
Nominal current I_N	13.5 A
Nominal cross section	1.5 mm ²
Maximum load current	13.5 A
Insulating material	PA
Solder pin surface	Sn
Inflammability class according to UL 94	V0
Internal cylindrical gage	A 1
Stripping length	6 mm
Number of positions	6
Screw thread	M3
Tightening torque, min	0.5 Nm
Tightening torque max	0.6 Nm

Connection data

Conductor cross section solid min.	0.14 mm ²
Conductor cross section solid max.	1.5 mm ²
Conductor cross section stranded min.	0.14 mm ²
Conductor cross section stranded max.	1.5 mm ²
Conductor cross section stranded, with ferrule without plastic sleeve min.	0.25 mm ²
Conductor cross section stranded, with ferrule without plastic sleeve max.	1 mm ²
Conductor cross section stranded, with ferrule with plastic sleeve min.	0.25 mm ²
Conductor cross section stranded, with ferrule with plastic sleeve max.	1.5 mm ²
Conductor cross section AWG/kcmil min.	26
Conductor cross section AWG/kcmil max	16
2 conductors with same cross section, solid min.	0.14 mm ²
2 conductors with same cross section, solid max.	0.75 mm ²
2 conductors with same cross section, stranded min.	0.14 mm ²
2 conductors with same cross section, stranded max.	0.75 mm ²
2 conductors with same cross section, stranded, ferrules without plastic sleeve, min.	0.25 mm ²

PCB terminal block - MKDSN 1,5/ 6-5,08 - 1729160

Technical data

Connection data

2 conductors with same cross section, stranded, ferrules without plastic sleeve, max.	0.5 mm ²
2 conductors with same cross section, stranded, TWIN ferrules with plastic sleeve, min.	0.5 mm ²
2 conductors with same cross section, stranded, TWIN ferrules with plastic sleeve, max.	0.75 mm ²
Minimum AWG according to UL/CUL	30
Maximum AWG according to UL/CUL	14

Classifications

eCl@ss

eCl@ss 4.0	27141109
eCl@ss 4.1	27141109
eCl@ss 5.0	27141190
eCl@ss 5.1	27141190
eCl@ss 6.0	27261101
eCl@ss 7.0	27440401
eCl@ss 8.0	27440401

ETIM

ETIM 3.0	EC001121
ETIM 4.0	EC002643
ETIM 5.0	EC002643

UNSPSC

UNSPSC 6.01	30211801
UNSPSC 7.0901	39121432
UNSPSC 11	39121432
UNSPSC 12.01	39121432
UNSPSC 13.2	39121432

Approvals

Approvals

Approvals

CSA / UL Recognized / SEV / cUL Recognized / GOST / GL / CCA / IECCEB Scheme / RS / GOST / SEV / cULus Recognized


PCB terminal block - MKDSN 1,5/ 6-5,08 - 1729160


Approvals

Ex Approvals


Approvals submitted

Approval details

CSA 		
	B	D
mm ² /AWG/kcmil	28-14	28-14
Nominal current I _N	10 A	10 A
Nominal voltage U _N	150 V	300 V

UL Recognized 		
	B	D
mm ² /AWG/kcmil	30-14	30-14
Nominal current I _N	10 A	10 A
Nominal voltage U _N	300 V	300 V

SEV		
mm ² /AWG/kcmil		1.5
Nominal current I _N		13.5 A
Nominal voltage U _N		250 V

cUL Recognized 		
	B	D
mm ² /AWG/kcmil	30-14	30-14
Nominal current I _N	10 A	10 A
Nominal voltage U _N	300 V	300 V

PCB terminal block - MKDSN 1,5/ 6-5,08 - 1729160

Approvals

GOST

GL

CCA

IECEE CB Scheme

RS

GOST

SEV	
mm ² /AWG/kcmil	1.5
Nominal current I _N	13.5 A
Nominal voltage U _N	250 V

cULus Recognized

Accessories

Accessories

Labeled terminal marker

Marker cards - SK 5,08/3,8:FORTL.ZAHLEN - 0804293



Marker cards, Card, white, labeled, Horizontal: Consecutive numbers 1 - 10, 11 - 20, etc. up to 91 - (99)100, Mounting type: Adhesive, For terminal block width: 5.08 mm, Lettering field: 5.08 x 3.8 mm

PCB terminal block - MKDSN 1,5/ 6-5,08 - 1729160

Accessories

Marker pen

Marker pen - B-STIFT - 1051993



Marker pen, for manual labeling of unprinted Zack strips, smear-proof and waterproof, line thickness 0.5 mm

Screwdriver tools

Screwdriver - SZS 0,6X3,5 - 1205053



Actuation tool, for ST terminal blocks, insulated, also suitable for use as a bladed screwdriver, size: 0.6 x 3.5 x 100 mm, 2-component grip, with non-slip grip

Terminal marking

Marker cards - SK 5,08/3,8:UNBEDRUCKT - 0805412



Marker cards, Card, white, Unlabeled, Can be labeled with: Marker pen, Mounting type: Adhesive, For terminal block width: 5.08 mm, Lettering field: 5.08 x 3.8 mm

Drawings

Diagram

