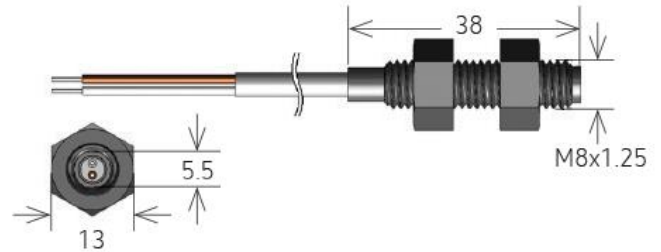


# MK11/M8 Series Reed Sensors (Plastic)

- **Features:** Cylindrical Reed Sensor, Choice of Cable Termination & Lengths available, Various Case Sizes
- **Applications:** Door & Window Contacts, Safety Control, Position Sensing
- **Markets:** Appliance, Industrial, Security & Others



Part Description: **MK11/M8-0X00X-000X**

Thread	Contact Qty	Contact Form	Switch Model	Magnetic Sensitivity	Cable Length (mm)	Termination
M8	1	A, B, C	66, 85, 90	C, D, E	200, 300, 500, 1000, 1500, 2000, 3000, 5000	W = Stripped & Tinned

Customer Options	Switch Model			Unit
	66	85	90	
<b>Contact Data</b>				
<b>Rated Power (max.)</b> Any DC combination of V&A not to exceed their individual max.'s	10	100	10	W
<b>Switching Voltage (max.)</b> DC or peak AC	180	1000	175	V
<b>Switching Current (max.)</b> DC or peak AC	0.5	1.0	0.5	A
<b>Carry Current (max.)</b> DC or peak AC	1.25	2.5	1.0	A
<b>Contact Resistance (max.)</b> @ 0.5V & 50mA	150	150	150	mOhm
<b>Breakdown Voltage (min.)</b> According to EN60255-5	0.25	1.5	0.2	kVDC
<b>Operating Time (max.)</b> Incl. Bounce; Measured with w/ Nominal Voltage	0.7	1.1	0.7	ms
<b>Release Time (max.)</b> Measured with no Coil Excitation	0.05	0.05	1.5	ms
<b>Insulation Resistance (typ.)</b> Rh<45%, 100V Test Voltage	10 <sup>10</sup>	10 <sup>10</sup>	10 <sup>9</sup>	Ohm
<b>Capacitance (typ.)</b> @ 10kHz across open Switch	0.3	0.5	1.5	pF

# MK11/M8 Series Reed Sensors (Plastic)

## Housing and Lead Specifications

Housing Material	Crastin
Case Color	Black
Sealing Compound	Polyurethane
Cable Type	Flat Cable/Round Cable
Cable Material	PVC
Cross Section (mm <sup>2</sup> )	2 x 0.14 – 0.25 / 3 x 0.14

Environmental Data		Unit
Shock Resistance (max.) 1/2 sine wave duration 11ms	50	g
Vibration Resistance (max.)	20	g
Operating Temperature Cable not moved	-30 to 70	°C
Operating Temperature Cable moved	-5 to 70	°C
Storage Temperature	-30 to 70	°C

## Glossary Contact Form

Form A	NO = Normally Open Contacts SPST = Single Pole Single Throw	
Form B	NC = Normally Closed Contacts SPST = Single Pole Single Throw	
Form C	Changeover SPDT = Single Pole Double Throw	

## Layout

### Top View



## Glossary Magnetic Sensitivity

Sens.	A	B	C	D	E	F	G
AT	05-10	10-15	15-20	20-25	25-30	30-35	35-40

## MK11/M8 Reed Sensor



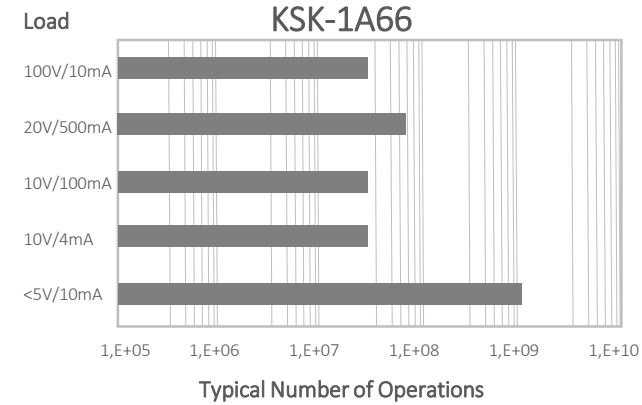
## Handling & Assembly Instructions

- Max torque of nuts 1Nm
- Cable bending-radius is diameter x 15
- Min. bending distance to housing is 5mm
- Drag mark out of the mounting area forbidden
- Decrease switching distance by mounting on iron
- Do not use magnetically inductive screws
- Series resistor recommended for > 5m cable length

# MK11/M8 Series Reed Sensors (Plastic)

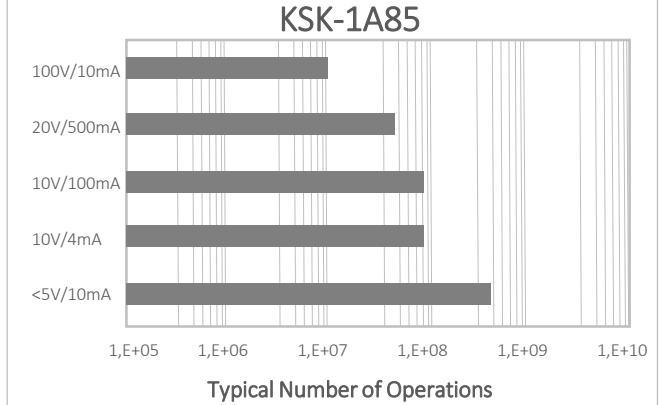
## Life Test Data

\*Load increase reduces life expectancy of Reed Switches



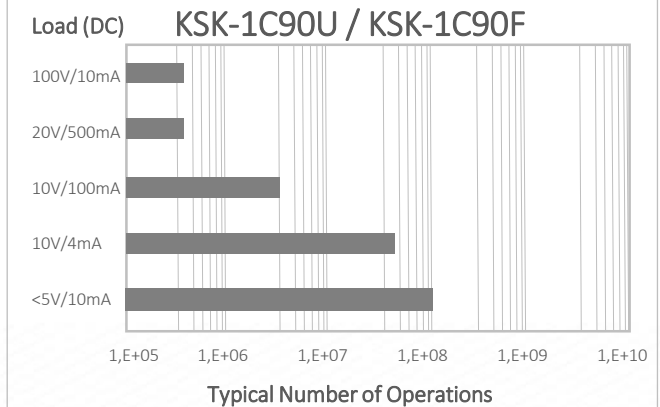
## Life Test Data

\*Load increase reduces life expectancy of Reed Switches



## Life Test Data

\*Load increase reduces life expectancy of Reed Switches



Please note: All technical specifications on this series datasheet refer to the standard product range. Modifications in the sense of technical progress are reserved. For general information only. For more specific information, please consult the product datasheet, available upon request.

This series datasheet could contain technical inaccuracies or typographical errors. Changes are periodically made to the information herein. These change will be incorporated in future revisions.

For deviating values, most current specifications and products please contact your nearest sales office.

