

Limit value switches - MINI MCR-SL-UI-REL - 2864480

Please be informed that the data shown in this PDF Document is generated from our Online Catalog. Please find the complete data in the user's documentation. Our General Terms of Use for Downloads are valid (<http://phoenixcontact.com/download>)



MCR limit value switch, with adjustable hysteresis and delay time, with screw connection

Product Description

The 6.2 mm wide configurable 3-way threshold value switch MINI MCR-SL-UI-REL... is used to control and monitor analog standard signals. On the input side, the analog standards signals 0...20 mA or 0...10 V per DIP switch can be set. On the output side, a relay with PDT contact is available. The switching thresholds are set via potentiometer.

The DIP switches located on the side of the housing have the following functions:

- Configuration of the switching hysteresis,
- Configuration of the operating and closed circuit current behavior,
- Setting of relay pickup times
- Setting of dropout delay

The relay status is indicated by a yellow LED on the front of the housing.


Power (19.2 V DC to 30 V DC) can be supplied through connection terminal blocks on the modules or in conjunction with the DIN rail connector.

Why buy this product

- Power supply possible via the foot element (TBUS)
- Highly-compact threshold value switch for switching analog limit values
- Status and error indication via two diagnostic LEDs
- Operating current/closed circuit current switch-over
- PDT relay at output
- Limit value can be freely adjusted via potentiometer on the front
- Input signal, hysteresis, and delay time can be configured via DIP switches
- 3-way isolation



Key Commercial Data

Packing unit	1 STK
GTIN	 4 017918 974879

Technical data

Note

Limit value switches - MINI MCR-SL-UI-REL - 2864480

Technical data

Note

Utilization restriction	EMC: class A product, see manufacturer's declaration in the download area
-------------------------	---------------------------------------------------------------------------

Dimensions

Width	6.2 mm
Height	93.1 mm
Depth	102.5 mm

Ambient conditions

Ambient temperature (operation)	-20 °C ... 65 °C
Ambient temperature (storage/transport)	-40 °C ... 85 °C
Degree of protection	IP20

Input data

Number of inputs	1
Voltage input signal	0 V ... 10 V
Current input signal	0 mA ... 20 mA
Max. input voltage	30 V
Max. input current	100 mA
Input resistance of voltage input	> 100 kΩ
Input resistance current input	50 Ω

Output data

Number of outputs	1
-------------------	---

Switching output

Output name	Relay output
Contact type	1 PDT
Contact material	AgSnO ₂ , hard gold-plated
Maximum switching voltage	250 V AC 240 V AC (UL)
Limiting continuous current	2 A
Setting range of the response delay	0 s ... 10 s (0 s; 1 s; 2 s; 3 s; 4 s; 6 s; 8 s; 10 s)
Internal hysteresis	0.1 %; 1 %; 2.5 %; 5 %

Power supply

Nominal supply voltage	24 V DC ±15 %
Supply voltage range	19.2 V DC ... 30 V DC (The DIN rail bus connector (ME 6,2 TBUS-2 1,5/5-ST-3,81 GN, Order No. 2869728) can be used to bridge the supply voltage. It can be snapped onto a 35 mm DIN rail according to EN 60715))
Max. current consumption	< 14 mA (at 24 V DC)
Power consumption	< 330 mW (at 24 V DC)

Connection data

Connection method	Screw connection
-------------------	------------------

Limit value switches - MINI MCR-SL-UI-REL - 2864480

Technical data

Connection data

Conductor cross section solid min.	0.2 mm ²
Conductor cross section solid max.	2.5 mm ²
Conductor cross section AWG min.	26
Conductor cross section AWG max.	12
Conductor cross section flexible min.	0.2 mm ²
Conductor cross section flexible max.	2.5 mm ²
Stripping length	12 mm
Screw thread	M3

General

No. of channels	1
Maximum temperature coefficient	< 0.02 %/K
Switching point accuracy	< 0.05 %
Electrical isolation	Basic insulation according to EN 61010
Overvoltage category	II
Degree of pollution	2
Rated insulation voltage	50 V AC/DC
Test voltage input/power supply	1.5 kV AC (50 Hz, 1 min.)
Electromagnetic compatibility	Conformance with EMC Directive 2004/108/EC
Noise emission	EN 61000-6-4
Noise immunity	EN 61000-6-2 When being exposed to interference, there may be minimal deviations.
Color	green
Housing material	PBT
Mounting position	any
Assembly instructions	The T connector can be used to bridge the supply voltage. It can be snapped onto a 35 mm DIN rail according to EN 60715.
Conformance	CE-compliant
ATEX	# II 3 G Ex nA nC IIC T4 Gc X
UL, USA	Class I, Zone 2, AEx nA nC IIC T5
UL, USA / Canada	UL 508 Recognized
UL, Canada	Class I, Zone 2, Ex nA nC IIC T5 Gc
GL	GL EMC 2 D

EMC data

Designation	Electromagnetic RF field
Standards/regulations	EN 61000-4-3
Typical deviation from the measuring range final value	5 %
Designation	Fast transients (burst)
Standards/regulations	EN 61000-4-4
Typical deviation from the measuring range final value	5 %
Designation	Conducted interferences

Limit value switches - MINI MCR-SL-UI-REL - 2864480

Technical data

EMC data

Standards/regulations	EN 61000-4-6
Typical deviation from the measuring range final value	5 %

Standards and Regulations

Electromagnetic compatibility	Conformance with EMC Directive 2004/108/EC
Noise emission	EN 61000-6-4
Connection in acc. with standard	CUL
Designation	Electromagnetic RF field
Standards/regulations	EN 61000-4-3
	EN 61000-4-4
Designation	Conducted interferences
Standards/regulations	EN 61000-4-6
Electrical isolation	Basic insulation according to EN 61010
Conformance	CE-compliant
ATEX	# II 3 G Ex nA nC IIC T4 Gc X
UL, USA	Class I, Zone 2, AEx nA nC IIC T5
UL, USA / Canada	UL 508 Recognized
UL, Canada	Class I, Zone 2, Ex nA nC IIC T5 Gc
GL	GL EMC 2 D

Classifications

eCl@ss

eCl@ss 4.0	27210107
eCl@ss 4.1	27210107
eCl@ss 5.0	27210107
eCl@ss 5.1	27210107
eCl@ss 6.0	27210107
eCl@ss 7.0	27210107
eCl@ss 8.0	27210122

ETIM

ETIM 2.0	EC001485
ETIM 3.0	EC001485
ETIM 4.0	EC001485
ETIM 5.0	EC002654

UNSPSC

UNSPSC 6.01	30211506
UNSPSC 7.0901	39121008
UNSPSC 11	39121008
UNSPSC 12.01	39121008

Limit value switches - MINI MCR-SL-UI-REL - 2864480

Classifications

UNSPSC

UNSPSC 13.2	39121008
-------------	----------

Approvals

Approvals

Approvals

UL Recognized / cUL Recognized / GL / EAC / cULus Recognized

Ex Approvals

UL Listed / cUL Listed / ATEX / cULus Listed

Approvals submitted

Approval details

UL Recognized

cUL Recognized

GL

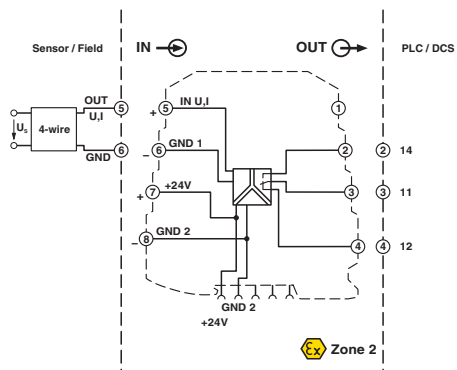
EAC

cULus Recognized

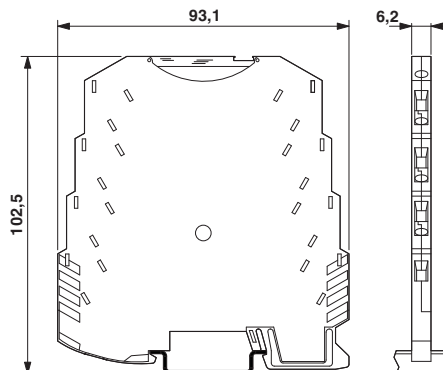
Drawings

Limit value switches - MINI MCR-SL-UI-REL - 2864480

Block diagram



Dimensional drawing



Phoenix Contact 2016 © - all rights reserved
<http://www.phoenixcontact.com>

PHOENIX CONTACT GmbH & Co. KG
Flachsmarktstr. 8
32825 Blomberg
Germany
Tel. +49 5235 300
Fax +49 5235 3 41200
<http://www.phoenixcontact.com>