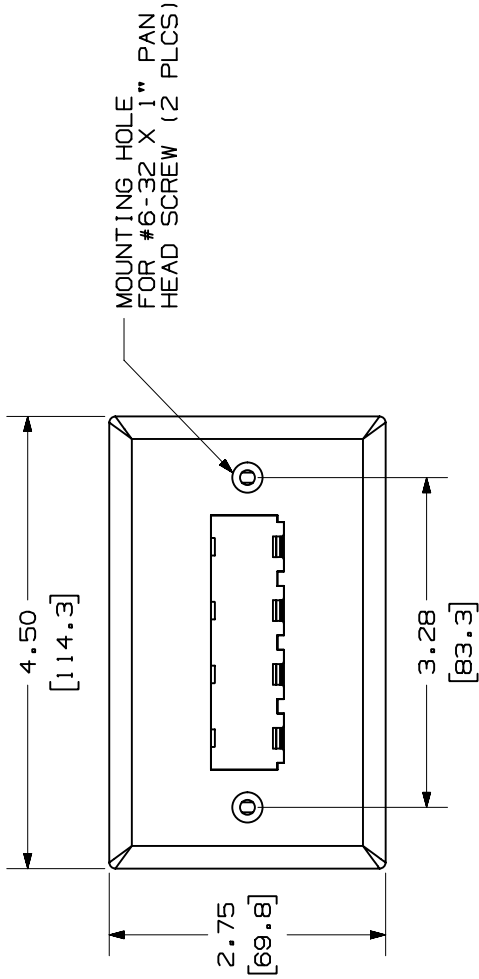


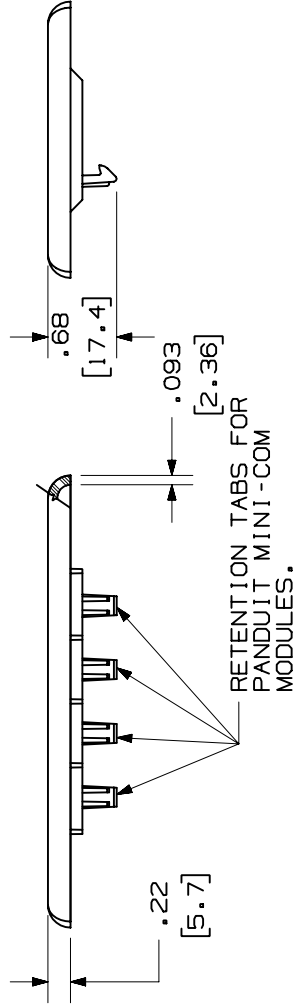
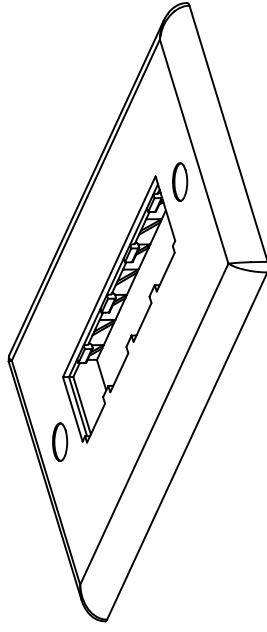
THIS COPY IS PROVIDED ON A RESTRICTED BASIS AND IS NOT TO BE USED IN ANY WAY DETRIMENTAL TO THE INTERESTS OF PANDUIT CORP.



PANDUIT PART NO.	WEIGHT
CFPH4**	.47 LB/10 PCS (214 G/10 PCS)

NOTES:

- ** 1. SEE CURRENT CATALOG FOR ADDITIONAL PART NUMBER SUFFIXES TO INDICATE COLOR AND OR PACKAGE QUANTITY.
- 2. TWO #6-32 X 1" LONG, SLOTTED PAN HEAD SCREWS WITH NON-THREADED LEAD POINT PROVIDED FOR FASTENING FACEPLATES.
- 3. DIMENSIONS IN PARENTHESES ARE IN METRIC.



GDJ FILENAME=LAYERS

D35544CS_DC_CFP44_00C.PRT

PANDUIT

CORP. TINLEY PARK, ILLINOIS

CLASSIC SERIES 4 POSITION
HORIZONTAL FACEPLATE (CFPH4)**
 CUSTOMER DRAWING

UNLESS OTHERWISE SPECIFIED,
 DIMENSIONAL TOLERANCES ARE:
 (.X) ± (.XXX) ±.010(.3)
 (.XX) ± .03(.8) ANGLES ±

UNLESS OTHERWISE SPECIFIED,
 ALL DIMENSIONS ARE GIVEN
 IN INCHES, THIRD ANGLE PROJECTION.

DRAWN BY RCA	MAT'L ABS	SCALE NONE
DATE 4-3-97		DRAWING NO. 35544-41
CHK'D HIW		DWG A
		SIZE A

35544-41	CEP	HIW	EON	R	CUST	SUP
----------	-----	-----	-----	---	------	-----

REV	DATE	BY	CHK	DESCRIPTION
2	7-13-99	JSP		B. WAS "DESIGNER SERIES".
1	9-11-97	RCA	CEF	A. REV'D TITLE WAS MINI-COM 4 POSITION STANDARD HORIZONTAL FACEPLATE.
R	4-3-97	RCA	HIW	RELEASED TO PRODUCTION