

Electronic housing - ME MAX 17,5 G 2-2 KMGY - 2713609

Please be informed that the data shown in this PDF Document is generated from our Online Catalog. Please find the complete data in the user's documentation. Our General Terms of Use for Downloads are valid (<http://phoenixcontact.com/download>)




DIN rail housing, Complete housing with metal foot catch, tall design, without vents, width: 17.5 mm, height: 99 mm, depth: 114.5 mm, color: light gray (7035)

Your advantages

- ✔ Item is from the ME-MAX product range
- ✔ Easy mounting
- ✔ Available in overall widths from 6.2 mm to 90 mm, modular extension is possible
- ✔ Inflammability class V0 according to UL 94
- ✔ Variety of connection technologies
- ✔ Can be mounted on the DIN rail
- ✔ Optional with bus connector for DIN rail mounting as well as power connection system



Key Commercial Data

Packing unit	1 pc
Minimum order quantity	10 pc
GTIN	 4 017918 917388
GTIN	4017918917388
Weight per Piece (excluding packing)	54.250 g
Custom tariff number	85389099
Country of origin	Germany

Technical data

Item properties

Brief article description	Electronic housing
Type	ME MAX 17,5 G 2-2 KMGY

Electronic housing - ME MAX 17,5 G 2-2 KMGY - 2713609

Technical data

Item properties

Order No.	2713609
Housing type	DIN rail housing
Housing series	ME-MAX
Type	Complete housing with metal foot catch, tall design
Max. IP code to attain	IP20
Mounting type	DIN rail mounting
Number of levels	2
Connection levels	2 (Both sides)
Ventilation openings present	no
Max. number of positions	16 (pitch: 3.5 mm)
	12 (pitch: 5 mm)
	8 (pitch: 7.25 mm/7.5 mm)

Dimensions

Width [w]	17.5 mm
Height [h]	99 mm
Depth [d]	114.5 mm
Depth from top edge of DIN rail [d]	107 mm

Material data

Color (RAL)	light gray (7035)
Flammability rating according to UL 94	V0
Housing material	Polyamide

Ambient conditions

Ambient temperature (storage/transport)	-40 °C ... 55 °C
Ambient temperature (assembly)	-5 °C ... 100 °C
Ambient temperature (operation)	-40 °C ... 105 °C (depending on power dissipation)
Relative humidity (storage/transport)	80 %

PCB data

Number of PCB holders	1
PCB thickness	1.4 mm ... 1.8 mm
Mounting position	Vertical (horizontal DIN rail)
Type of PCB mount	Latching

Power dissipation, single housing at 20 °C

Ambient temperature	20 °C
Reduction factor	1
Mounting position	vertical

Electronic housing - ME MAX 17,5 G 2-2 KMGY - 2713609

Technical data

Power dissipation, single housing at 20 °C

Power dissipation	4.9 W
-------------------	-------

Power dissipation, single housing at 30 °C

Ambient temperature	30 °C
Reduction factor	0.91
Mounting position	vertical
Power dissipation	4.45 W

Power dissipation, single housing at 40 °C

Ambient temperature	40 °C
Reduction factor	0.81
Mounting position	vertical
Power dissipation	4 W

Power dissipation, single housing at 50 °C

Ambient temperature	50 °C
Reduction factor	0.7
Mounting position	vertical
Power dissipation	3.4 W

Power dissipation, single housing at 60 °C

Ambient temperature	60 °C
Reduction factor	0.57
Mounting position	vertical
Power dissipation	2.8 W

Mechanical strength/tumbling barrel

Specification	IEC 60998-1:2002-12
Height of fall	50 cm
Number of drop cycles	10

Vibration test

Specification	IEC 60068-2-6:2007-12
Frequency	10 - 150 - 10 Hz
Sweep speed	1 octave/min
Amplitude	0.15 mm (10 - 58.1 Hz)
Acceleration	2g (58.1 - 150 Hz)
Test duration per axis	2.5 h
Test directions	X-, Y- and Z-axis

Shock

Electronic housing - ME MAX 17,5 G 2-2 KMGY - 2713609

Technical data

Shock

Specification	IEC 60068-2-27:2008-02
Pulse shape	Half-sine
Acceleration	15g
Shock duration	11 ms
Number of shocks per direction	3
Test directions	X-, Y- and Z-axis (pos. and neg.)

Degrees of protection provided by housings (IP code)

Specification	IEC 60529:1989-11 + AMD 1:1999-11 + AMD 2:2013-08
Result, degree of protection, IP code	IP20

General information

Type of note	Assembly instruction:
Note	Refer to the data sheet for the range in the download area.
Type of note	Recommendation
Note	Material of contact pads for bus connector, galvanic gold (hard gold)

Packaging information

Type of packaging	packed in cardboard
Pieces per package	10
Denomination packing units	Pcs.
Outer packaging type	Carton

Standards and regulations

Connection in acc. with standard	CUL
Flammability rating according to UL 94	V0

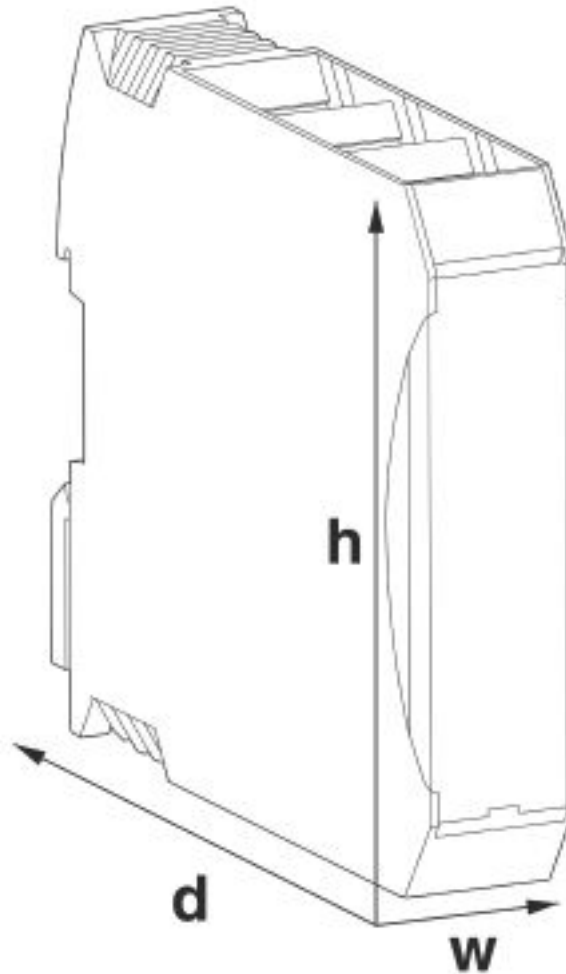
Environmental Product Compliance

China RoHS	Environmentally friendly use period: unlimited = EFUP-e
	No hazardous substances above threshold values

Drawings

Electronic housing - ME MAX 17,5 G 2-2 KMGY - 2713609

Dimensional drawing



Classifications

eCl@ss

eCl@ss 10.0.1	27182702
eCl@ss 4.0	27180400
eCl@ss 4.1	27180400
eCl@ss 5.0	27180500
eCl@ss 5.1	27180500
eCl@ss 6.0	27180800
eCl@ss 7.0	27182702

Electronic housing - ME MAX 17,5 G 2-2 KMGY - 2713609

Classifications

eCl@ss

eCl@ss 8.0	27182702
eCl@ss 9.0	27182702

ETIM

ETIM 2.0	EC001031
ETIM 3.0	EC001031
ETIM 4.0	EC001031
ETIM 5.0	EC001031
ETIM 6.0	EC001031
ETIM 7.0	EC001031

UNSPSC

UNSPSC 6.01	31261501
UNSPSC 7.0901	31261501
UNSPSC 11	31261501
UNSPSC 12.01	31261501
UNSPSC 13.2	31261501
UNSPSC 18.0	31261501
UNSPSC 19.0	31261501
UNSPSC 20.0	31261501
UNSPSC 21.0	31261501

Approvals


Approvals

Approvals

UL Recognized / EAC

Ex Approvals

Approval details

UL Recognized		http://database.ul.com/cgi-bin/XYV/template/LISEXT/1FRAME/index.htm	FILE E 240868
---------------	---	---	---------------

Electronic housing - ME MAX 17,5 G 2-2 KMGY - 2713609

Approvals

EAC



B.01742

Accessories

Accessories

Fiber optic

Fiber optic - HS LC-H-D3/ R1XC1 - 2202313



Light guides, passive, rigid, can be used for the ME, ME-MAX, ME-IO, ME PLC, and EH housing ranges (housing must be processed)

Fiber optic - HS LC-H-5X2/ R1XC1 - 2202314



Light guides, passive, rigid, can be used for the ME, ME-MAX, ME-IO, ME PLC, and EH housing ranges (housing must be processed)

Fiber optic - HS LC-H-D3/ R2XC1-5,08 - 2202315



Light guides, passive, rigid, can be used for the ME, ME-MAX, ME-IO, ME PLC, and EH housing ranges (housing must be processed)

Fiber optic - HS LC-H-D2/ R2XC1-2,54 - 2202316



Light guides, passive, rigid, can be used for the ME, ME-MAX, ME-IO, ME PLC, and EH housing ranges (housing must be processed)

Electronic housing - ME MAX 17,5 G 2-2 KMGY - 2713609

Accessories

Fiber optic - HS LC-H-D2/ R2XC2-2,54 - 2202317



Light guides, passive, rigid, can be used for the ME, ME-MAX, ME-IO, ME PLC, and EH housing ranges (housing must be processed)

Fiber optic - HS LC-H-D2/ R2XC5-2,54 - 2202318



Light guides, passive, rigid, can be used for the ME, ME-MAX, ME-IO, ME PLC, and EH housing ranges (housing must be processed)

Fiber optic - HS LC-H-D2/ R2XC10-2,54 - 2202319



Light guides, passive, rigid, can be used for the ME, ME-MAX, ME-IO, ME PLC, and EH housing ranges (housing must be processed)

Fiber optic - HS LC-H-D2C/ R2XC1-2,54 - 1036658



Light guides, passive, rigid, can be used for the ME, ME-MAX, ME-IO, ME PLC, and EH housing ranges (housing must be processed)

Fiber optic - HS LC-H-D2C/ R2XC2-2,54 - 1043044



Light guides, passive, rigid, can be used for the ME, ME-MAX, ME-IO, ME PLC, and EH housing ranges (housing must be processed)

Electronic housing - ME MAX 17,5 G 2-2 KMGY - 2713609

Accessories

Fiber optic - HS LC-H-D2C/ R2XC5-2,54 - 1071310



Light guides, passive, rigid, can be used for the ME, ME-MAX, ME-IO, ME PLC, and EH housing ranges (housing must be processed)

Fiber optic - HS LC-H-D2C/ R2XC10-2,54 - 1071314



Light guides, passive, rigid, can be used for the ME, ME-MAX, ME-IO, ME PLC, and EH housing ranges (housing must be processed)

Filler plug

Filler plugs - ME MAX B-17,5 KMGY - 2706959



DIN rail housing, Filler plug for unoccupied terminal points, width: 15 mm, height: 21.6 mm, color: light gray (7035)

Filler plugs - ME MAX B-17,5 GN - 2706991



DIN rail housing, Filler plug for unoccupied terminal points, width: 15 mm, height: 21.6 mm, color: green (6021)

Ground contact

Functional earth ground contact - ME FE-CONTACT - 2908294



DIN rail housing, FE contact with soldering lug, color: silver

Electronic housing - ME MAX 17,5 G 2-2 KMGY - 2713609

Accessories

Functional earth ground contact - ME BUS FE CONTACT - 2278076



DIN rail housing, FE contact, color: silver

Mounting material

Base latch - ME MF 17,5 - 2908281



Metal foot catch, for intermediate elements.

Necessary add-on products

Feed-through header - MCO 1,5/ 4-G1L-3,5 KMGY - 2278364



PCB headers, number of positions: 4, pitch: 3.5 mm, color: light gray, contact surface: Tin, pin layout: Linear pinning, solder pin [P]: 3 mm, Article with lateral pin exit

Feed-through header - MCO 1,5/ 4-G1R-3,5 KMGY - 2278377



PCB headers, number of positions: 4, pitch: 3.5 mm, color: light gray, contact surface: Tin, pin layout: Linear pinning, solder pin [P]: 3 mm, Article with lateral pin exit

Electronic housing - ME MAX 17,5 G 2-2 KMGY - 2713609

Accessories

Printed-circuit board connector - MC 1,5/ 4-ST-3,5 GY7035 - 1769074



PCB connector, nominal current: 8 A, rated voltage (III/2): 160 V, nominal cross section: 1.5 mm², number of positions: 4, pitch: 3.5 mm, connection method: Screw connection with tension sleeve, color: light gray, contact surface: Tin

Printed-circuit board connector - FMC 1,5/ 4-ST-3,5 GY7035 - 1773578



PCB connector, nominal current: 8 A, rated voltage (III/2): 160 V, nominal cross section: 1.5 mm², number of positions: 4, pitch: 3.5 mm, connection method: Push-in spring connection, color: light gray, contact surface: Tin

Printed-circuit board connector - FK-MCP 1,5/ 4-ST-3,5 GY7035 - 1773594



PCB connector, nominal current: 8 A, rated voltage (III/2): 160 V, nominal cross section: 1.5 mm², number of positions: 4, pitch: 3.5 mm, connection method: Push-in spring connection, color: light gray, contact surface: Tin

Feed-through header - MSTBO 2,5/ 3-G1L KMGY - 2853750



PCB headers, number of positions: 3, pitch: 5 mm, color: light gray, contact surface: Tin, pin layout: Linear pinning, solder pin [P]: 3.5 mm

Feed-through header - MSTBO 2,5/ 3-G1R KMGY - 2853763



PCB headers, number of positions: 3, pitch: 5 mm, color: light gray, contact surface: Tin, pin layout: Linear pinning, solder pin [P]: 3.5 mm

Electronic housing - ME MAX 17,5 G 2-2 KMGY - 2713609

Accessories

Feed-through header - MSTBO 2,5/ 3 G1L THRR44 BK - 2915216



PCB headers, number of positions: 3, pitch: 5 mm, color: black, contact surface: Tin, pin layout: Linear pinning, solder pin [P]: 3.5 mm

Feed-through header - MSTBO 2,5/ 3 G1R THRR44 BK - 2915229



PCB headers, number of positions: 3, pitch: 5 mm, color: black, contact surface: Tin, pin layout: Linear pinning, solder pin [P]: 3.5 mm

Feed-through header - MSTBO 2,5/ 3-G1PL GY7035 - 2200328



PCB headers, number of positions: 3, pitch: 5 mm, color: light gray, contact surface: Tin, pin layout: Linear pinning

Feed-through header - MSTBO 2,5/ 3-G1PR GY7035 - 2200329



PCB headers, number of positions: 3, pitch: 5 mm, color: light gray, contact surface: Tin, pin layout: Linear pinning

Printed-circuit board connector - PSPT 2,5/ 3-ST KMGY - 2202345



PCB connector, nominal current: 16 A, rated voltage (III/2): 300 V, nominal cross section: 2.5 mm², number of positions: 3, pitch: 5 mm, connection method: Push-in spring connection, color: light gray, contact surface: Tin, Color of the spring lever: orange

Electronic housing - ME MAX 17,5 G 2-2 KMGY - 2713609

Accessories

Printed-circuit board connector - MSTBT 2,5 HC/ 3-STP GY7035 - 2200333



PCB connector, number of positions: 3, pitch: 5 mm, color: light gray, contact surface: Tin

Feed-through header - GMSTBO 2,5 HV/ 2-GL-7,25 THR - 2199867



PCB headers, number of positions: 2, pitch: 7.25 mm, pin layout: Linear pinning

Feed-through header - GMSTBO 2,5 HV/ 2-GR-7,25 THR - 2199760



PCB headers, number of positions: 2, pitch: 7.25 mm, pin layout: Linear pinning

Printed-circuit board connector - GMSTBT 2,5 HV/2-ST-7,25 GY7035 - 2199757



PCB connector, number of positions: 2, pitch: 7.25 mm, color: light gray, contact surface: Tin

Filler plugs - ME MAX B-17,5 KMGY - 2706959



DIN rail housing, Filler plug for unoccupied terminal points, width: 15 mm, height: 21.6 mm, color: light gray (7035)

Electronic housing - ME MAX 17,5 G 2-2 KMGY - 2713609

Accessories

Feed-through header - MSTBO 2,5/ 3-G1L KMGY AU - 1077605



PCB headers, number of positions: 3, pitch: 5 mm, color: light gray, contact surface: Gold, pin layout: Linear pinning

Feed-through header - MSTBO 2,5/ 3-G1R KMGY AU - 1077606



PCB headers, number of positions: 3, pitch: 5 mm, color: light gray, contact surface: Gold, pin layout: Linear pinning

PCB terminal block - MKDSO 1,5/ 4-L-3,5 KMGY - 2278432



PCB terminal block, pitch: 3.5 mm, number of positions: 4, color: light gray, Pin layout: Linear pinning, Solder pin [P]: 3 mm. Article with lateral pin exit

PCB terminal block - MKDSO 1,5/ 4-R-3,5 KMGY - 2278429



PCB terminal block, pitch: 3.5 mm, number of positions: 4, color: light gray, Pin layout: Linear pinning, Solder pin [P]: 3 mm. Article with lateral pin exit

PCB terminal block - MKDSO 2,5/ 3-L KMGY - 2854102



PCB terminal block, nominal current: 24 A, rated voltage (III/2): 400 V, nominal cross section: 2.5 mm², pitch: 5 mm, number of positions: 3, connection method: Screw connection with tension sleeve, mounting: Wave soldering, conductor/PCB connection direction: 0 °, color: light gray, Pin layout: Linear pinning, Solder pin [P]: 3.5 mm. Article with lateral pin exit

Electronic housing - ME MAX 17,5 G 2-2 KMGY - 2713609

Accessories

PCB terminal block - MKDSO 2,5/ 3-R KMGY - 2854092



PCB terminal block, nominal current: 24 A, rated voltage (III/2): 400 V, nominal cross section: 2.5 mm², pitch: 5 mm, number of positions: 3, connection method: Screw connection with tension sleeve, mounting: Wave soldering, conductor/PCB connection direction: 0 °, color: light gray, Pin layout: Linear pinning, Solder pin [P]: 3.5 mm. Article with lateral pin exit

PCB terminal block - MKDSO 2,5 HV/ 2L-7,5 KMGY - 2199676



PCB terminal block, pitch: 7.5 mm, number of positions: 2, color: light gray, Pin layout: Linear pinning, Solder pin [P]: 3.5 mm. Article with lateral pin exit

PCB terminal block - MKDSO 2,5 HV/ 2R-7,5 KMGY - 2199773



PCB terminal block, pitch: 7.5 mm, number of positions: 2, color: light gray, Pin layout: Linear pinning, Solder pin [P]: 3.5 mm. Article with lateral pin exit

PCB terminal block - FKDSO 2,5/ 3-L KMGY - 2200318



PCB terminal block, nominal current: 22 A, rated voltage (III/2): 250 V, nominal cross section: 2.5 mm², pitch: 5 mm, number of positions: 3, connection method: Push-in spring connection, mounting: Wave soldering, conductor/PCB connection direction: 0 °, color: light gray, Pin layout: Linear pinning, Solder pin [P]: 3.5 mm. Article with lateral pin exit

PCB terminal block - FKDSO 2,5/ 3-R KMGY - 2200317



PCB terminal block, nominal current: 22 A, rated voltage (III/2): 250 V, nominal cross section: 2.5 mm², pitch: 5 mm, number of positions: 3, connection method: Push-in spring connection, mounting: Wave soldering, conductor/PCB connection direction: 0 °, color: light gray, Pin layout: Linear pinning, Solder pin [P]: 3.5 mm. Article with lateral pin exit

Additional products

Electronic housing - ME MAX 17,5 G 2-2 KMGY - 2713609

Accessories

DIN rail bus connectors - ME 17,5 TBUS 1,5/ 5-ST-3,81 KMGY - 2713645



DIN rail connector, number of positions: 5, pitch: 3.81 mm, color: light gray

DIN rail bus connectors - ME 17,5 TBUS 1,5/4P1S KMGY - 2201731



DIN rail connector for ME and ME-MAX, design width: 17.5 mm, 4 parallel positions and 1 serial position, color: light gray (similar to RAL 7035)

DIN rail bus connectors - ME 17,5 TBUS ADAPTER KMGY - 2201757



DIN rail bus adapter for ME and ME-MAX, design width: 17.5 mm, 5 parallel positions, color: light gray (similar to RAL 7035)

Power connector - PCO 17,5-L KMGY - 2201684



Power connector for ME-MAX housing, design width: 17.5 mm, 2 positions; used to transmit a total current of up to 42 A at 60 V DC.

Filler plugs - ME MAX TBUS BS KMGY - 2199650



DIN rail housing, Filler plugs for TBUS recess, width: 5.8 mm, height: 30 mm, depth: 6.6 mm, color: light gray (7035)

Electronic housing - ME MAX 17,5 G 2-2 KMGY - 2713609

Accessories

End clamp - E/ME TBUS NS35 GY - 2713780



End clamp, stable construction for DIN rail bus connector

Plug - MC 1,5/ 5-ST-3,81 AU - 1860883



PCB connector, nominal current: 8 A, rated voltage (III/2): 160 V, nominal cross section: 1.5 mm², number of positions: 5, pitch: 3.81 mm, connection method: Screw connection with tension sleeve, color: green, contact surface: Gold, pin layout: Linear three-way pinning

Printed-circuit board connector - IMC 1,5/ 5-ST-3,81 - 1857919



PCB connector, nominal current: 8 A, rated voltage (III/2): 160 V, nominal cross section: 1.5 mm², number of positions: 5, pitch: 3.81 mm, connection method: Screw connection with tension sleeve, color: green, contact surface: Tin

Cross connection - PBR 42A BU - 2201916



Jumper for PCO power connector in ME-MAX housing, color: blue (similar to RAL 5015)

Cross connection - PBR 42A GY - 2201917



Jumper for PCO power connector in ME-MAX housing, color: gray (similar to RAL 7042)

Electronic housing - ME MAX 17,5 G 2-2 KMGY - 2713609

Accessories

Cross connection - PBR 42A RD - 2201915



Jumper for PCO power connector in ME-MAX housing, color: red (similar to RAL 3000)

Shield connection clamp - ME-SAS - 2853899



Shield connection clamp for printed circuit terminal block

Coding section - CR MSTBO-G1 - 2199618



Coding section, inserted into the recess in the header or the inverted plug, red insulating material
