



## Features

- Meets UL/EN/IEC60601-1-2, 4th edition for EMC\*
- Approved to EN/IEC/UL60601-1, 3rd edition
- 2 MOPP input-output isolation
- Meets DoE Efficiency Level VI Requirements
  - No load input power
  - Average Efficiency
- Up to 30W of AC-DC Power
- Universal Input 90-264Vac Input Range
  - Desktop and Wall-Plug versions
- Meets EN55011/CISPR11, FCC Part 15.109 Class B Conducted & Radiated Emissions, with >6db margin
- E-cap life of >8 years
- >1,000,000 hours MTBF
- IP22 Rated Enclosure
- 3 Year Warranty

## Description

A high performance AC to DC external power supply family designed for medical applications. The ME30A Medical Series low power external AC-DC power supplies are approved to safety EN/IEC/UL60601-1, 3rd edition with isolation levels which satisfy the 2 MOPP requirements and designed to UL/EN/IEC60601-1-2, 4th edition for EMC\*. The ME30A Series models will operate at universal input range of 90 to 264Vac over the wide temperature range of -20°C to +70°C, delivering full rated output power up to +40°C and applicable output power derating at 70°C. These models are available in desktop and wall-plug versions, include an IP22 rating per IEC60529 for the enclosure, and output cable terminated at a variety of output connectors.

\*Consult Factory for Table 9 compliance information.

## Model Selection

Model Number	Volts	Output Current	Output Power	Ripple & Noise <sup>1</sup>	Line Regulation	Load Regulation	Overvoltage Trip Range	Output Connector	Input Configuration
ME30A0503F01	5.0V	4.00A	20W	75mV pk-pk	±1%	±5%	5.75V-7.75V	2.5 x 5.5 x 9.5mm Straight Barrel Type, center positive	Class I Desktop, IEC60320 C14 Receptacle
ME30A0903F01	9.0V	3.00A	27W	90mV pk-pk	±1%	±5%	11.7V-16.2V		
ME30A1203F01	12.0V	2.50A	30W	120mV pk-pk	±1%	±5%	14.4V-16.8V		
ME30A1503F01	15.0V	2.00A	30W	150mV pk-pk	±1%	±5%	18.0V-21.0V		
ME30A1803F01	18.0V	1.67A	30W	180mV pk-pk	±1%	±5%	21.6V-25.2V		
ME30A2403F01	24.0V	1.33A	30W	240mV pk-pk	±1%	±5%	28.8V-33.6V		
ME30A4803F01	48.0V	0.63A	30W	480mV pk-pk	±1%	±5%	55.0V-60.0V		
ME30A0503N01	5.0V	4.00A	20W	75mV pk-pk	±1%	±5%	5.75V-7.75V	2.5 x 5.5 x 9.5mm Straight Barrel Type, center positive	Class II Desktop, IEC60320 C8 Receptacle
ME30A0903N01	9.0V	3.00A	27W	90mV pk-pk	±1%	±5%	11.7V-16.2V		
ME30A1203N01	12.0V	2.50A	30W	120mV pk-pk	±1%	±5%	14.4V-16.8V		
ME30A1503N01	15.0V	2.00A	30W	150mV pk-pk	±1%	±5%	18.0V-21.0V		
ME30A1803N01	18.0V	1.67A	30W	180mV pk-pk	±1%	±5%	21.6V-25.2V		
ME30A2403N01	24.0V	1.33A	30W	240mV pk-pk	±1%	±5%	28.8V-33.6V		
ME30A4803N01	48.0V	0.63A	30W	480mV pk-pk	±1%	±5%	55.0V-60.0V		

### Model Selection (continued)

Model Number	Volts	Output Current	Output Power	Ripple & Noise <sup>1</sup>	Line Regulation	Load Regulation	Overvoltage Trip Range	Output Connector	Input Configuration
ME30A0503Q01	5.0V	4.00A	20W	75mV pk-pk	±1%	±5%	5.75V-7.75V	2.5 x 5.5 x 9.5mm Straight Barrel Type, center positive	Class II Desktop, IEC60320 C18 Receptacle
ME30A0903Q01	9.0V	3.00A	27W	90mV pk-pk	±1%	±5%	11.7V-16.2V		
ME30A1203Q01	12.0V	2.50A	30W	120mV pk-pk	±1%	±5%	14.4V-16.8V		
ME30A1503Q01	15.0V	2.00A	30W	150mV pk-pk	±1%	±5%	18.0V-21.0V		
ME30A1803Q01	18.0V	1.67A	30W	180mV pk-pk	±1%	±5%	21.6V-25.2V		
ME30A2403Q01	24.0V	1.33A	30W	240mV pk-pk	±1%	±5%	28.8V-33.6V		
ME30A4803Q01	48.0V	0.63A	30W	480mV pk-pk	±1%	±5%	55.0V-60.0V	2.5 x 5.5 x 9.5mm Straight Barrel Type, center positive	Class II Wall-Plug, Interchangeable Blades (North American Blade included) <sup>2</sup>
ME30A0503B01	5.0V	4.00A	20W	75mV pk-pk	±1%	±5%	5.75V-7.75V		
ME30A0903B01	9.0V	3.00A	27W	90mV pk-pk	±1%	±5%	11.7V-16.2V		
ME30A1203B01	12.0V	2.50A	30W	120mV pk-pk	±1%	±5%	14.4V-16.8V		
ME30A1503B01	15.0V	2.00A	30W	150mV pk-pk	±1%	±5%	18.0V-21.0V		
ME30A1803B01	18.0V	1.67A	30W	180mV pk-pk	±1%	±5%	21.6V-25.2V		
ME30A2403B01	24.0V	1.33A	30W	240mV pk-pk	±1%	±5%	28.8V-33.6V	2.5 x 5.5 x 9.5mm Straight Barrel Type, center positive	Class II Wall-Plug, Fixed North American Blades <sup>3</sup>
ME30A4803B01	48.0V	0.63A	30W	480mV pk-pk	±1%	±5%	55.0V-60.0V		
ME30A0503C01	5.0V	4.00A	20W	75mV pk-pk	±1%	±5%	5.75V-7.75V		
ME30A0903C01	9.0V	3.00A	27W	90mV pk-pk	±1%	±5%	11.7V-16.2V		
ME30A1203C01	12.0V	2.50A	30W	120mV pk-pk	±1%	±5%	14.4V-16.8V		
ME30A1503C01	15.0V	2.00A	30W	150mV pk-pk	±1%	±5%	18.0V-21.0V		
ME30A1803C01	18.0V	1.67A	30W	180mV pk-pk	±1%	±5%	21.6V-25.2V	2.5 x 5.5 x 9.5mm Straight Barrel Type, center positive	Class II Wall-Plug, Fixed North American Blades <sup>3</sup>
ME30A2403C01	24.0V	1.33A	30W	240mV pk-pk	±1%	±5%	28.8V-33.6V		
ME30A4803C01	48.0V	0.63A	30W	480mV pk-pk	±1%	±5%	55.0V-60.0V		

- Notes:
1. Measured at the output connector, with noise probe directly across output and load terminated with 0.1µF ceramic and 10µF low ESR capacitors. For 5V and 6V models, values listed are typical, 100mV pk-pk maximum with 0.1µF ceramic and 47µF low ESR capacitors used at measurement point.
  2. Order blade kit KT-1027K for other blades (EU, UK, Australia)
  3. For EU fixed blades, replace "C" in the model number with "M", for UK blades, replace "C" with "G", for Australia blades, replace "C" with "H".
  4. All specifications are typical at nominal input, full load, at 25°C ambient unless noted.
  5. For Input Class I models: For AC GND connected to output common (-), insert a "B" in the part number where the "A" is located (ME30B1203F01).

### General Specifications

<b>AC Input</b>	100-240Vac, ±10%, 47-63Hz, 1∅	<b>Turn On Time</b>	Less than 700ms @115Vac, full load
<b>Input Current</b>	115Vac: 1.2A, 230Vac:0.6A	<b>Hold-up Time</b>	20ms min., at full Load, 100Vac input
<b>Inrush Current</b>	264Vac, cold start: will not exceed 40A	<b>Overtemperature Protection</b>	Will shutdown upon an overtemperature condition, auto-recovery.
<b>Input Fuses</b>	F1, F2: 2.0A, 250Vac fuses (line & neutral lines) provided on all models	<b>Overload Protection</b>	130 to 180% of rating, Hiccup Mode
<b>Earth Leakage Current</b>	Input-GND: <500µA@264Vac, 60Hz, NC Output-GND: <4mA@264Vac, 60Hz, NC	<b>Short Circuit Protection</b>	Hiccup Mode, auto recovery.
<b>Efficiency</b>	>87%, typical	<b>Overvoltage Protection</b>	Hiccup mode, see models chart for trip ranges.
<b>Output Power</b>	20 to 30W continuous – See models chart for specific voltage model ratings.	<b>Isolation</b>	Input-Output: 2 MOPP Input-Ground: 1 MOPP Output-Ground: 1 MOPP
<b>No Load Input Power</b>	<0.1W per DoE Efficiency Level VI Requirements	<b>Safety Standards</b>	EN/IEC/UL60601-1-1, 3rd edition
<b>Ripple and Noise</b>	See models chart on pg 1.	<b>Operating Temperature</b>	-20°C to +70°C
<b>Output Voltage</b>	See models chart on pg 1.	<b>Temperature Derating</b>	See derating curve
<b>Transient Response</b>	500µs response time for return to within 0.5% of final value for any 50% load step over the range of 5% to 100% of rated load, $\Delta i/\Delta t < 0.2A/\mu s$ . Max. voltage deviation is +/-3.5%.	<b>Storage Temperature</b>	-40°C to +85°C
<b>Regulation</b>	See models chart on pg 1.	<b>Altitude</b>	Operating: to 5000m. Non-operating: -500 to 40,000 ft.
<b>Drop Test</b>	1.4m from table top to wooden platform, 6 faces.	<b>Relative Humidity</b>	5% to 95%, non-condensing

### General Specifications (continued)

<b>Vibration</b>	Operating: 0.003g/Hz, 1.5grms overall, 3 axes, 10 min/axis, 1-500Hz. Non-Oper.: random waveform, 3 minutes per axis, 3 axes and Sine waveform, Vib. frequency/acceleration: 10-500Hz/1g, sweep rate of 1 octave / minutes, Vibration time of 10 sweeps / axes, 3 axes	<b>Shock</b>	Operating: Half-sine, 20gpk, 10mS, 3 axes, 6 shocks total Non-Operating: Half-sine waveform, impact acceleration of 100G, Pulse duration of 6 mS, Number of shocks: 3 for each of the three axis
<b>Dimensions</b>	See outline drawings	<b>MTBF</b>	>1,000,000 hours, full load, 110 & 220Vac input, 25°C amb., per Telcordia 332 Issue 6.
<b>Weight</b>	250g	<b>E-Cap Life</b>	>8 year life based on calculations at 115Vac/60Hz & 230Vac/50Hz, ambient 25°C at 24 hrs per day, 365 days/year, 6 power up cycles per day.

All specifications are typical at nominal input, full load, at 25°C ambient unless noted.

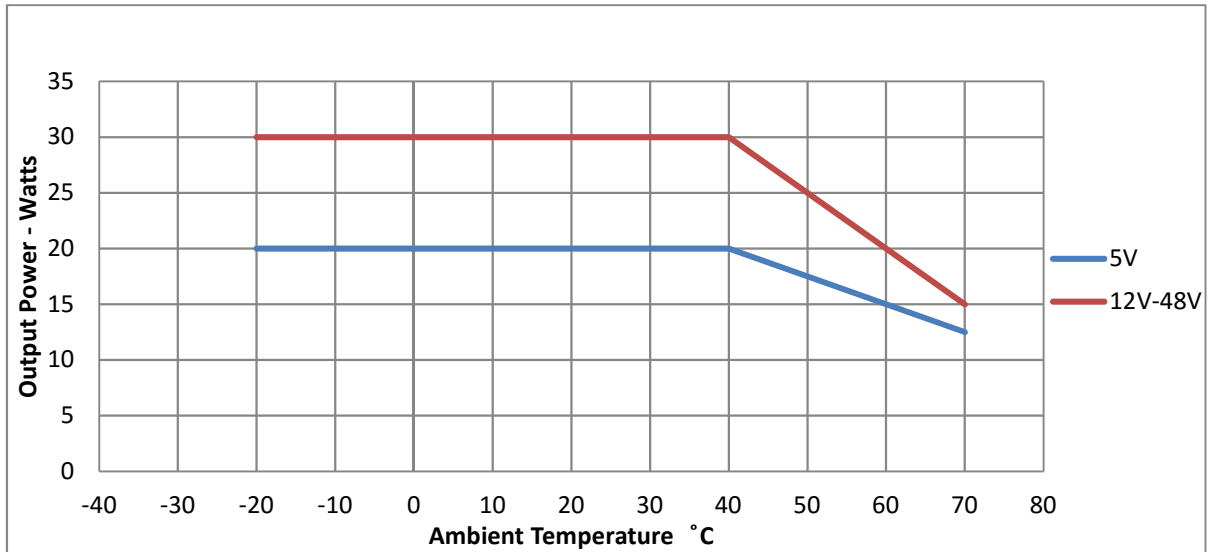
### EMI/EMC Compliance

<b>Conducted Emissions:</b>	EN55011/CISPR11 Class B, FCC Part 15.107, Class B: >6db margin typ, at 115 and 230Vac
<b>Radiated Emissions:</b>	EN55022/CISPR11 Class B, FCC Part 15.109, Class B: >3db margin typ, at 115 and 230Vac
<b>Common Mode Noise:</b>	High Frequency (100kHz-20MHz): <40mA pk-pk
<b>Electro-Static Discharge (ESD) Immunity on Power ports:</b>	EN55024/IEC61000-4-2, Level 4: +/- 8kV contact, +/- 15kV air, Criteria A IEC60601-1-2, 4 <sup>th</sup> Edition, Table 4
<b>Radiated RF EM Fields Susceptibility</b>	EN55022/EN61000-4-3, 10V/m, 80MHz-2.7GHz, 80% AM at 1kHz IEC60601-1-2, 4 <sup>th</sup> Edition, Table 4
<b>Electrical Fast Transients (EFT) /Bursts:</b>	EN55024/IEC61000-4-4, Level 4, +/- 4kV, 100Khz rep rate, 40A, Criteria A IEC60601-1-2, 4 <sup>th</sup> Edition, Table 5
<b>Surges, Line to Line (Diff Mode) and Line to GND (CMN Mode)</b>	EN55024/IEC61000-4-5, Level 4, +/-2kV DM, +/-4kV CM, Criteria A Surpasses IEC60601-1-2, 4 <sup>th</sup> Edition requirements.
<b>Conducted Disturbances induced by RF Fields</b>	EN55022/IEC61000-4-6, 3.6V/m – Level 4, 0.15 to 80Mhz; and 12V/m) in ISM and amateur radio bands between 0.15Mhz and 80Mhz, 80% AM at 1KHz IEC60601-1-2, 4 <sup>th</sup> Edition, Table 5.
<b>Rated Power frequency magnetic fields</b>	EN55024/IEC1000-4-8, Level 4: 30A/m, 50/60 Hz IEC60601-1-2, 4 <sup>th</sup> Edition, Table 4
<b>Voltage Interruptions, Dips, Sags &amp; Surges</b>	EN55024/IECEN61000-4-11: --100% dip for 10 mS, at 0, 45, 90, 135, 180, 225, 270 and 315 degrees, 100% dip for 20mS, 0 deg., Criteria A --100% dip for 500mS (250/300 cycles), Criteria B -- 60% dip for 100mS, Criteria B -- 30% dip for 500mS, Criteria A IEC60601-1-2, 4 <sup>th</sup> Edition, Table 5
<b>Harmonic Current Emissions</b>	EN55011/EN61000-3-2, Class A
<b>Flicker Test</b>	EN61000-3-3

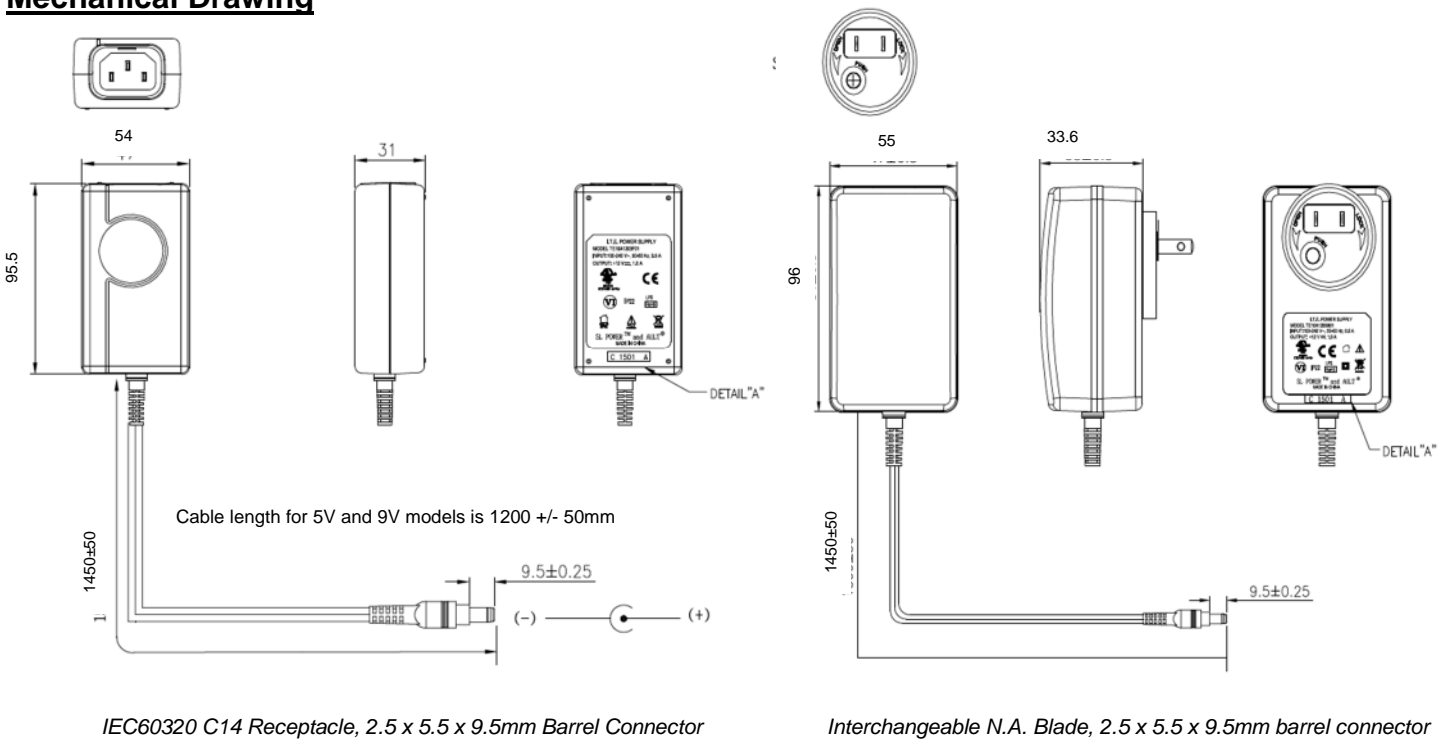
All specifications are typical at nominal input, full load, at 25°C ambient unless noted. Consult factory for information regarding testing for or usage under special environments.

**Output Power Derating**

Output power is derated above 40°C as follows, for operation over the entire AC input range (90-264Vac).



**Mechanical Drawing**
























**Notes:**

1. All dimensions in mm.
2. Interchangeable blade models come with North American blade fitted. For other blades (EU, UK, Aust.) order blade kit KT1027K.

### Connector Information

Standard models include a 2.5 x 5.5 x 9.5mm straight barrel type connector (Ault #3), center positive. Other standard options are listed below. The "03" in the standard model number is replaced by the applicable digits below:

Connector No.	Description		Connector No.	Description	
02	2.1 x 5.5 x 9.5mm straight barrel plug - Center Positive		44	2.1 x 5.5 x 9.5mm straight barrel plug, locking - Center Positive	
03	2.5 x 5.5 x 9.5mm straight barrel plug - Center Positive (Standard Models)		45	2.5 x 5.5 x 9.5mm straight barrel plug, locking - Center Positive	
12	5 pin DIN-180 male connector (Pins 3, 5 = (+), pins 1, 2, 4 = (-))		48	3 pin Snap n Lock, Kycon Kpp-3P or equivalent (Pin 1 = (+), pin 2 = (-))	
22	6 pin DIN male connector (Pins 1, 2 = (+), pins 4, 5 = (-))		49	4 pin Snap n Lock, Kycon Kpp-4P or equivalent (Pins 1, 3 = (+), pins 2, 4 = (-))	
23	8 pin DIN male connector (Pins 3, 7 = (+), pins 1, 4, 6, 8 = (-), shell = FG))		51	6 pin Minifit - Molex 39-01-2060 or equivalent (Pins 1, 4 = (+), pins 3, 6 = (-))	
32	9 pin "D" type, female (Pin 8 = (+), pin 5 = (-), all others = NC)		65	Stripped and Tinned Leads	
33	2.5 x 5.5 x 12.5mm straight barrel plug - Center Positive		70	2.1 x 5.5 x 11mm right angle barrel plug (high retention) - Center Positive	
40	2.1 x 5.5 x 9.5mm right angle barrel plug (high retention) - Center Positive		71	2.5 x 5.5 x 11mm right angle barrel plug (high retention) - Center Positive	
41	2.5 x 5.5 x 9.5mm right angle barrel plug (high retention) - Center Positive		72	2.1 x 5.5 x 9.5mm straight barrel plug (high retention, no spark) - Center Positive	
42	2.1 x 5.5 x 11mm straight barrel plug (high retention) - Center Positive		73	2.5 x 5.5 x 9.5mm straight barrel plug (high retention, no spark) - Center Positive	
43	2.5 x 5.5 x 11mm straight barrel plug (high retention) - Center Positive		74	EIAJ#5 style connector - Center Positive	