

Mounting base housing - ME 17,5 UT KMGY - 2869427

Please be informed that the data shown in this PDF Document is generated from our Online Catalog. Please find the complete data in the user's documentation. Our General Terms of Use for Downloads are valid (<http://phoenixcontact.com/download>)




DIN rail housing, Lower housing part with metal foot catch, tall design, with vents, width: 17.6 mm, height: 99 mm, Depth: 107.3 mm, cross connection: without bus connector, number of positions cross connector: not relevant, color: light gray (7035)

Your advantages

- ✔ Item is from the ME product range
- ✔ Tool-free mounting
- ✔ Available in overall widths from 12.5 mm to 90 mm, modular extension is possible
- ✔ Inflammability class V0 according to UL 94
- ✔ Variety of connection technologies
- ✔ Can be mounted on the DIN rail
- ✔ Optional bus connector that is either integrated or mounted on the DIN rail



Key Commercial Data

Packing unit	1 pc
Minimum order quantity	10 pc
GTIN	 4 017918 933340
GTIN	4017918933340
Weight per Piece (excluding packing)	42.460 g
Custom tariff number	85369010
Country of origin	Germany

Technical data

Item properties

Brief article description	Mounting base housing
Type	ME 17,5 UT KMGY

Mounting base housing - ME 17,5 UT KMGY - 2869427

Technical data

Item properties

Order No.	2869427
Housing type	DIN rail housing
Type	Lower housing part with metal foot catch, tall design
Max. IP code to attain	IP20
Mounting type	DIN rail mounting
Ventilation openings present	yes

Dimensions

Width [w]	17.6 mm
Height [h]	99 mm
Depth [d]	107.3 mm
Depth from top edge of DIN rail [d]	99.8 mm
Depth from top edge of DIN rail to support point on upper part [d]	68.5 mm

Material data

Color (RAL)	light gray (7035)
Flammability rating according to UL 94	V0
Housing material	Polyamide

Ambient conditions

Ambient temperature (storage/transport)	-40 °C ... 55 °C
Ambient temperature (assembly)	-5 °C ... 100 °C
Ambient temperature (operation)	-40 °C ... 105 °C (depending on power dissipation)
Relative humidity (storage/transport)	80 %

PCB data

Number of PCB holders	1
PCB thickness	1.4 mm ... 1.8 mm
Mounting position	Vertical (horizontal DIN rail)
Type of PCB mount	Latching

Power dissipation, single housing at 20 °C

Ambient temperature	20 °C
Reduction factor	1
Mounting position	vertical
Power dissipation	5.2 W

Power dissipation, single housing at 30 °C

Ambient temperature	30 °C
Reduction factor	0.91
Mounting position	vertical

Mounting base housing - ME 17,5 UT KMGY - 2869427

Technical data

Power dissipation, single housing at 30 °C

Power dissipation	4.7 W
-------------------	-------

Power dissipation, single housing at 40 °C

Ambient temperature	40 °C
Reduction factor	0.81
Mounting position	vertical
Power dissipation	4.2 W

Power dissipation, single housing at 50 °C

Ambient temperature	50 °C
Reduction factor	0.7
Mounting position	vertical
Power dissipation	3.6 W

Power dissipation, single housing at 60 °C

Ambient temperature	60 °C
Reduction factor	0.57
Mounting position	vertical
Power dissipation	3 W

Mechanical strength/tumbling barrel

Specification	IEC 60998-1:2002-12
Height of fall	50 cm
Number of drop cycles	10

Vibration test

Specification	IEC 60068-2-6:2007-12
Frequency	10 - 150 - 10 Hz
Sweep speed	1 octave/min
Amplitude	0.15 mm (10 - 58.1 Hz)
Acceleration	2g (58.1 - 150 Hz)
Test duration per axis	2.5 h
Test directions	X-, Y- and Z-axis

Shock

Specification	IEC 60068-2-27:2008-02
Pulse shape	Half-sine
Acceleration	15g
Shock duration	11 ms
Number of shocks per direction	3
Test directions	X-, Y- and Z-axis (pos. and neg.)

Mounting base housing - ME 17,5 UT KMGY - 2869427

Technical data

Thermostability (Ball Thrust Test)

Specification	IEC 60695-10-2:2014-02
Temperature	125 °C
Test duration	1 h
Force	20 N

Test for assessing the risk of fire (glow wire)

Specification	DIN EN 60695-2-11 (VDE 0471-2-11):2014-11
Temperature	850 °C
Time of exposure	30 s

Degrees of protection provided by housings (IP code)

Specification	IEC 60529:1989-11 + AMD 1:1999-11 + AMD 2:2013-08
Result, degree of protection, IP code	IP20

General information

Type of note	Assembly instruction:
Note	Refer to the data sheet for the range in the download area.
Type of note	Recommendation
Note	Material of contact pads for bus connector, galvanic gold (hard gold)

Packaging information

Type of packaging	packed in cardboard
Pieces per package	10
Denomination packing units	Pcs.
Outer packaging type	Carton

Standards and regulations

Flammability rating according to UL 94	V0
--	----

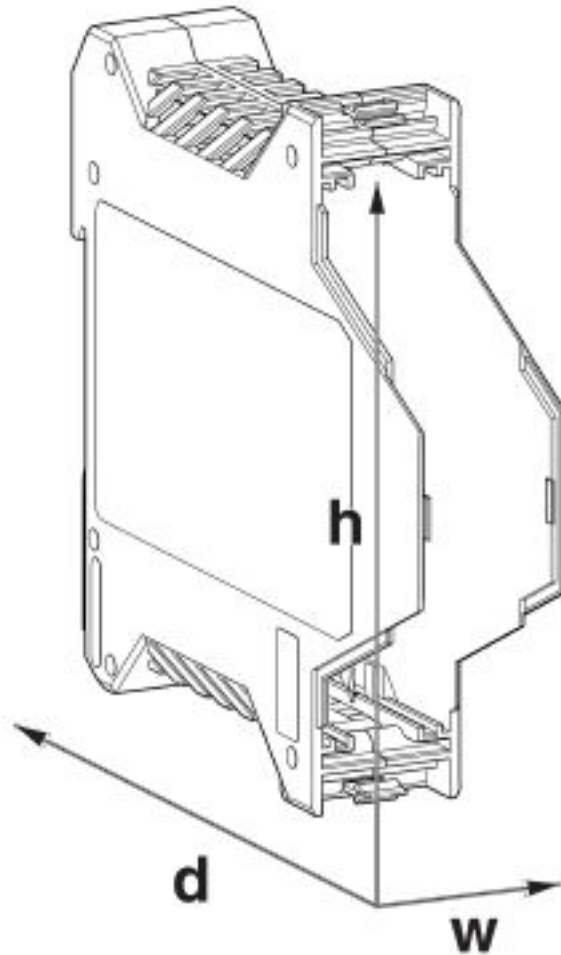
Environmental Product Compliance

China RoHS	Environmentally friendly use period: unlimited = EFUP-e
	No hazardous substances above threshold values

Drawings

Mounting base housing - ME 17,5 UT KMGY - 2869427

Dimensional drawing



Classifications

eCl@ss

eCl@ss 4.0	27180400
eCl@ss 4.1	27180400
eCl@ss 5.0	27180500
eCl@ss 5.1	27180500
eCl@ss 6.0	27180800
eCl@ss 7.0	27182702
eCl@ss 8.0	27182702

Mounting base housing - ME 17,5 UT KMGY - 2869427

Classifications

eCl@ss

eCl@ss 9.0	27182702
------------	----------

ETIM

ETIM 2.0	EC001031
ETIM 3.0	EC001031
ETIM 4.0	EC001031
ETIM 5.0	EC001031
ETIM 6.0	EC001031
ETIM 7.0	EC001031

UNSPSC

UNSPSC 6.01	31261501
UNSPSC 7.0901	31261501
UNSPSC 11	31261501
UNSPSC 12.01	31261501
UNSPSC 13.2	31261501

Approvals

Approvals

Approvals

UL Recognized / EAC

Ex Approvals

Approval details

UL Recognized		http://database.ul.com/cgi-bin/XYV/template/LISEXT/1FRAME/index.htm	FILE E 240868
---------------	--	---	---------------

EAC		B.01742
-----	--	---------

Mounting base housing - ME 17,5 UT KMGY - 2869427

Accessories

Accessories

Mounting material

Components of electronic housing - ME LPZS - 2906911



Component housing, PCB stop

Base latch - ME MF 17,5 - 2908281



Metal foot catch, for intermediate elements.


Shield connection clamp - ME-SAS - 2853899



Shield connection clamp for printed circuit terminal block

PCB

PCB - ME LP - 2906908



PCB, for custom fitting, with contact to DIN rail (EN 60715)

Necessary add-on products

Mounting base housing - ME 17,5 UT KMGY - 2869427

Accessories

Upper part of housing - ME 17,5 OT-FKDSO KMGY - 2200322



DIN rail housing, Upper housing part for PCB terminal blocks with Push-in spring connection, width: 17.6 mm, height: 99 mm, Depth: 45.85 mm, color: light gray (7035)

Upper part of housing - ME 17,5 OT-MSTBO KMGY - 2853747



DIN rail housing, Upper housing part for connectors with header, width: 17.6 mm, height: 99 mm, Depth: 45.85 mm, color: light gray (7035)

Upper part of housing - ME 17,5 OTU-MKDSO KMGY - 2278940



DIN rail housing, Upper housing part for PCB terminal blocks with screw connection, width: 17.6 mm, height: 99 mm, Depth: 45.85 mm, color: light gray (7035)

Upper part of housing - ME 17,5 OTP-MSTBO PS KMGY - 2279253



DIN rail housing, Upper housing part for connectors with header, width: 17.6 mm, height: 99 mm, Depth: 45.85 mm, color: light gray (7035)

Upper part of housing - ME 17,5 OT-MSTBO SET KMGY - 2914181



DIN rail housing, Set consisting of upper housing part and connection technology, width: 17.6 mm, height: 99 mm, Depth: 45.85 mm, color: light gray (7035)

Mounting base housing - ME 17,5 UT KMGY - 2869427

Accessories

Upper part of housing - ME 17,5 OT-MKDSO KMGY - 2854089



DIN rail housing, Upper housing part for PCB terminal blocks with screw connection, width: 17.6 mm, height: 99 mm, Depth: 45.85 mm, color: light gray (7035)

Insertion plate - ME 17,5 PLATE-MSTBO KMGY - 2279266



DIN rail housing, Fitted cover for ME upper parts ME...OTP...MSTBO..., width: 15 mm, height: 54 mm, Depth: 4.75 mm, color: light gray (7035)