

Base strip - MDSTBV 2,5/ 3-G-5,08 - 1763087

Please be informed that the data shown in this PDF Document is generated from our Online Catalog. Please find the complete data in the user's documentation. Our General Terms of Use for Downloads are valid (<http://phoenixcontact.com/download>)

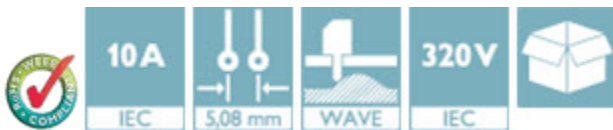


Header, Nominal current: 10 A, Rated voltage (III/2): 320 V, Number of positions: 3, Pitch: 5.08 mm, Color: green, Contact surface: Tin, Mounting: Wave soldering, Can be aligned! Mounting flange: Order No. 1836477, 1836480. In combination with MVSTB or FKCV plug components, both an MVSTBW (or FKCVW) and an MVSTBR plug (or FKCVR) must be used. Combination with TMSTBP plug components is not possible!


The figure shows a 10-pos. version with 20 contacts

Product Features

- Double-level header with offset levels
- Plug-in direction vertical to the PCB
- Improved view and access to lower level
- High contact density



Key Commercial Data

Packing unit	1 pc
Minimum order quantity	50 pc
GTIN	 4 017918 031640
Weight per Piece (excluding packing)	4.79 g
Custom tariff number	85366990
Country of origin	Germany

Technical data

Dimensions

Length	23.7 mm
Pitch	5.08 mm
Dimension a	10.16 mm
Width	17.78 mm

Base strip - MDSTBV 2,5/ 3-G-5,08 - 1763087

Technical data

Dimensions

Constructional height	22.1 mm
Height	25.6 mm
Length of the solder pin	3.5 mm
Pin dimensions	1 x 1 mm
Hole diameter	1.4 mm

General

Range of articles	MDSTBV 2,5/..-G
Insulating material group	III
Rated surge voltage (III/3)	4 kV
Rated surge voltage (III/2)	4 kV
Rated surge voltage (II/2)	4 kV
Rated voltage (III/3)	250 V
Rated voltage (III/2)	320 V
Rated voltage (II/2)	400 V
Connection in acc. with standard	EN-VDE
Nominal current I_N	10 A
Maximum load current	10 A
Insulating material	PBT
Flammability rating according to UL 94	V0
Color	green
Number of positions	3

Standards and Regulations

Connection in acc. with standard	EN-VDE
	CSA
Flammability rating according to UL 94	V0

Classifications

eCl@ss

eCl@ss 4.0	272607xx
eCl@ss 4.1	27260701
eCl@ss 5.0	27260701
eCl@ss 5.1	27260701
eCl@ss 6.0	27260704
eCl@ss 7.0	27440402
eCl@ss 8.0	27440402

Base strip - MDSTBV 2,5/ 3-G-5,08 - 1763087

Classifications

eCl@ss

eCl@ss 9.0	27440402
------------	----------

ETIM

ETIM 3.0	EC001121
ETIM 4.0	EC002637
ETIM 5.0	EC002637

UNSPSC

UNSPSC 6.01	30211810
UNSPSC 7.0901	39121409
UNSPSC 11	39121409
UNSPSC 12.01	39121409
UNSPSC 13.2	39121409

Approvals

Approvals


Approvals

CSA / VDE Gutachten mit Fertigungsüberwachung / GL / IECCEB Scheme / EAC / cULus Recognized / EAC

Ex Approvals

Approvals submitted

Approval details

CSA 	B	D	
	Nominal current IN	12 A	12 A
	Nominal voltage UN	300 V	300 V

Base strip - MDSTBV 2,5/ 3-G-5,08 - 1763087

Approvals

VDE Gutachten mit Fertigungsüberwachung	
Nominal current I_N	10 A
Nominal voltage U_N	250 V

GL

IECEE CB Scheme	
Nominal current I_N	10 A
Nominal voltage U_N	250 V

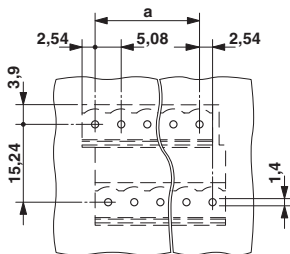
EAC

cULus Recognized		
	B	D
Nominal current I_N	12 A	10 A
Nominal voltage U_N	300 V	300 V

EAC

Drawings

Drilling diagram



Dimensional drawing

