


Base strip - MDSTB 2,5/ 2-GF - 1846690

Please be informed that the data shown in this PDF Document is generated from our Online Catalog. Please find the complete data in the user's documentation. Our General Terms of Use for Downloads are valid (<http://phoenixcontact.com/download>)

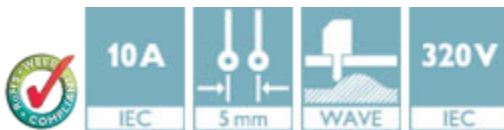


The figure shows a 10-pos. version with 20 contacts

Header, Nominal current: 10 A, Rated voltage (III/2): 320 V, Number of positions: 2, Pitch: 5 mm, Color: green, Contact surface: Tin, Mounting: Wave soldering, The article can be aligned to create different nos. of positions! In combination with MVSTB or FKCV plug components, both an MVSTBW (or FKCVW) and an MVSTBR plug (or FKCVR) must be used. Combination with TMSTBP plug components is not possible!

Product Features

- Maximum flexibility when it comes to device design – one header for connectors with different connection technologies
- Easy PCB replacement thanks to plug-in modules
- Well-known mounting principle allows worldwide use
- Conductor connection on several levels enables higher contact density



Key Commercial Data

Packing unit	1 pc
Weight per Piece (excluding packing)	7.6 g
Custom tariff number	85366990
Country of origin	Germany

Technical data

Dimensions

Length	22.1 mm
Pitch	5.00 mm
Dimension a	5 mm
Constructional height	24 mm
Length of the solder pin	3.2 mm
Pin dimensions	1 x 1 mm
Hole diameter	1.4 mm

General

Base strip - MDSTB 2,5/ 2-GF - 1846690

Technical data

General

Range of articles	MDSTB 2,5/...-GF
Insulating material group	IIIa
Rated surge voltage (III/3)	4 kV
Rated surge voltage (III/2)	4 kV
Rated surge voltage (II/2)	4 kV
Rated voltage (III/3)	250 V
Rated voltage (III/2)	320 V
Rated voltage (II/2)	400 V
Connection in acc. with standard	EN-VDE
Nominal current I _N	10 A
Maximum load current	10 A
Insulating material	PBT
Flammability rating according to UL 94	V0
Color	green
Number of positions	2

Standards and Regulations

Connection in acc. with standard	EN-VDE
	CUL
Flammability rating according to UL 94	V0

Classifications

eCl@ss

eCl@ss 4.0	272607xx
eCl@ss 4.1	27260701
eCl@ss 5.0	27260701
eCl@ss 5.1	27260701
eCl@ss 6.0	27260704
eCl@ss 7.0	27440402
eCl@ss 8.0	27440402
eCl@ss 9.0	27440402

ETIM

ETIM 3.0	EC001121
ETIM 4.0	EC002637
ETIM 5.0	EC002637

Base strip - MDSTB 2,5/ 2-GF - 1846690

Classifications

UNSPSC

UNSPSC 6.01	30211810
UNSPSC 7.0901	39121409
UNSPSC 11	39121409
UNSPSC 12.01	39121409
UNSPSC 13.2	39121409

Approvals

Approvals


Approvals


VDE Gutachten mit Fertigungsüberwachung / IECEx CB Scheme / EAC / cULus Recognized / EAC

Ex Approvals

Approvals submitted

Approval details

VDE Gutachten mit Fertigungsüberwachung 	
Nominal current I _N	10 A
Nominal voltage U _N	250 V

IECEE CB Scheme 	
Nominal current I _N	10 A
Nominal voltage U _N	250 V

EAC

Base strip - MDSTB 2,5/ 2-GF - 1846690

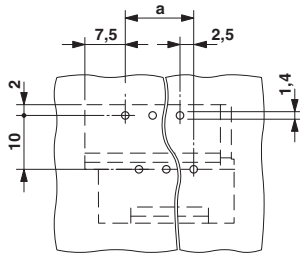
Approvals

cULus Recognized		
	B	D
Nominal current I_N	15 A	10 A
Nominal voltage U_N	300 V	300 V

EAC

Drawings

Drilling diagram



Dimensional drawing

