



MDC (Micro-DC) Series Receptacles

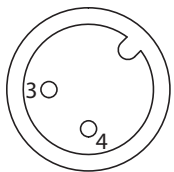
Receptacles..... 2-13

Accessories 14

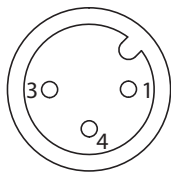


Grounding Wire Attached to Receptacle Shell

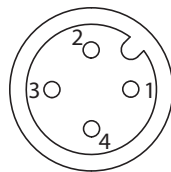
There are many applications that require the shell of the receptacle to be grounded. Mencom now has the ability to solder a grounding wire to the inside of the any of the receptacle shells that are made from nickel plated brass. Contact Mencom with your particular requirement. Low quantity to high quantity applications are welcome.



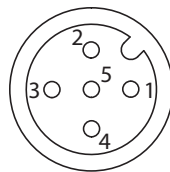
2 Pole



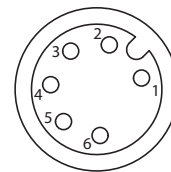
3 Pole



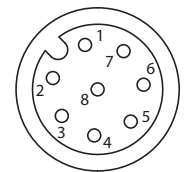
4 Pole



5 Pole



6 Pole



8 Pole



Micro-DC Series (M12) Receptacles

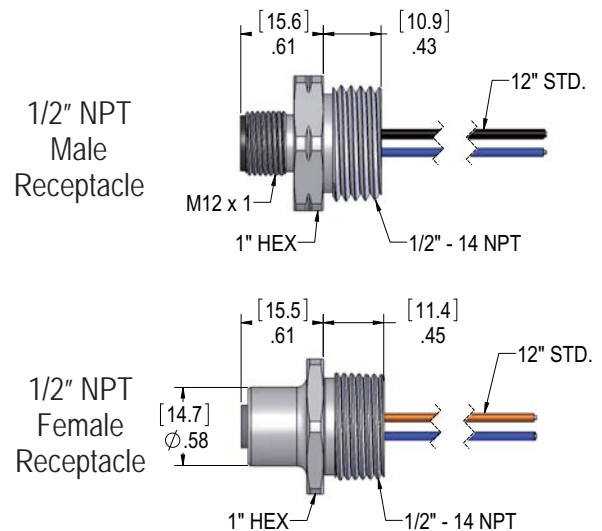
18-24 AWG ❖ 1/2" - 14 NPT Mounting Threads

Face View of Male	# of Poles	Color Code	Wire AWG Rating	Male Receptacles		Female Receptacles	
				Clear Anodized Aluminum	Stainless Steel	Clear Anodized Aluminum	Stainless Steel
	2	1-Not Used 2-Not Used 3-Brown 4-Blue	22 18 300V 4A	MDC-2MR-2 MDC-2MR-2-18	MDC-2MR-2-SS MDC-2MR-2-18-SS	MDC-2FR-2 MDC-2FR-2-18	MDC-2FR-2-SS MDC-2FR-2-18-SS
	3	1-Brown 2-Not Used 3-Blue 4-Black	22 18 300V 4A	MDC-3MR-2 MDC-3MR-2-18	MDC-3MR-2-SS MDC-3MR-2-18-SS	MDC-3FR-2 MDC-3FR-2-18	MDC-3FR-2-SS MDC-3FR-2-18-SS
	4	1-Brown 2-White 3-Blue 4-Black	22 18 300V 4A	MDC-4MR-2 MDC-4MR-2-18	MDC-4MR-2-SS MDC-4MR-2-18-SS	MDC-4FR-2 MDC-4FR-2-18	MDC-4FR-2-SS MDC-4FR-2-18-SS
	5	1-Brown 2-White 3-Blue 4-Black 5-Gray	22 18 300V 4A	MDC-5MR-2 MDC-5MR-2-18	MDC-5MR-2-SS MDC-5MR-2-18-SS	MDC-5FR-2 MDC-5FR-2-18	MDC-5FR-2-SS MDC-5FR-2-18-SS
	6	1-Brown 2-White 3-Blue 4-Black 5-Gray 6-Pink	24 60V 2A	MDC-6MR-2	MDC-6MR-2-SS	MDC-6FR-2	MDC-6FR-2-SS
	8	1-White 2-Brown 3-Green 4-Yellow 5-Gray 6-Pink 7-Blue 8-Red	24 60V 2A	MDC-8MR-2	MDC-8MR-2-SS	MDC-8FR-2	MDC-8FR-2-SS

12" leads are standard. Longer lead lengths are available, please consult the factory for part numbers. 2-5 Pole females will have all 5 contact holes in the receptacle. For lengths of 18" and longer O-Ring and Locking Nut are included.

Specifications:

Shell: Clear Anodized Aluminum or Stainless Steel
 Insulator: Polyamide
 Wire: 18, 22 & 24 AWG; 300V, UL Style 1007/1569
 Contacts: Copper Alloy with Gold Plating
 O-Ring: BUNA-N
 Temperature: -40°C to 105°C (-40°F to +221°F)
 Protection: IP 67
 Approvals: U.S.: UL Recognized
 Canada: C-UL Recognized



Micro-DC Series (M12) Receptacles

18-24 AWG ❖ 1/4"-18 NPT Mounting Threads

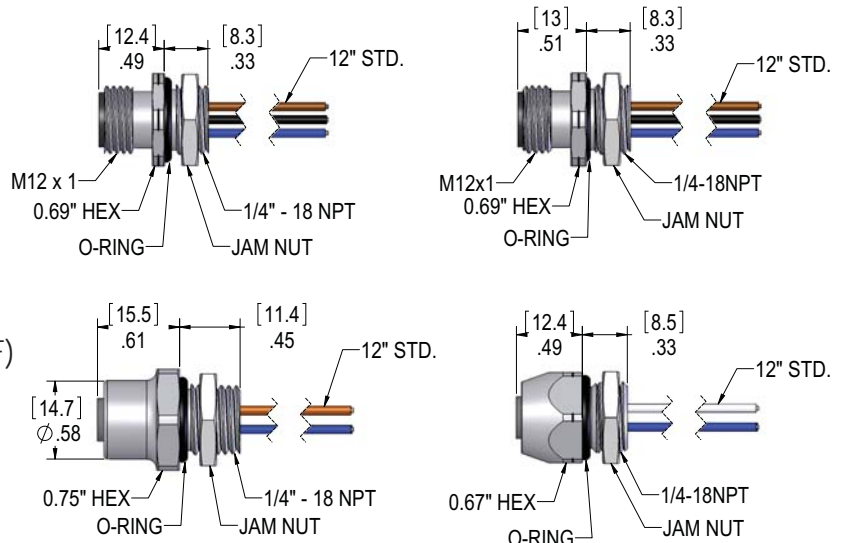


Face View of Male	# of Poles	Color Code	Wire AWG Rating	Male Receptacles		Female Receptacles	
				Nickel Plated Brass	Stainless Steel	Nickel Plated Brass	Stainless Steel
	2	1-Not Used 2-Not Used 3-Brown 4-Blue	22 18 300V 4A	MDC-2MR-4 MDC-2MR-4-18	MDC-2MR-4-SS MDC-2MR-4-18-SS	MDC-2FR-4 MDC-2FR-4-18	MDC-2FR-4-SS MDC-2FR-4-18-SS
	3	1-Brown 2-Not Used 3-Blue 4-Black	22 18 300V 4A	MDC-3MR-4 MDC-3MR-4-18	MDC-3MR-4-SS MDC-3MR-4-18-SS	MDC-3FR-4 MDC-3FR-4-18	MDC-3FR-4-SS MDC-3FR-4-18-SS
	4	1-Brown 2-White 3-Blue 4-Black	22 18 300V 4A	MDC-4MR-4 MDC-4MR-4-18	MDC-4MR-4-SS MDC-4MR-4-18-SS	MDC-4FR-4 MDC-4FR-4-18	MDC-4FR-4-SS MDC-4FR-4-18-SS
	5	1-Brown 2-White 3-Blue 4-Black 5-Gray	22 18 300V 4A	MDC-5MR-4 MDC-5MR-4-18	MDC-5MR-4-SS MDC-5MR-4-18-SS	MDC-5FR-4 MDC-5FR-4-18	MDC-5FR-4-SS MDC-5FR-4-18-SS
	6	1-Brown 2-White 3-Blue 4-Black 5-Gray 6-Pink	24 60V 2A	MDC-6MR-4	MDC-6MR-4-SS	MDC-6FR-4	MDC-6FR-4-SS
	8	1-White 2-Brown 3-Green 4-Yellow 5-Gray 6-Pink 7-Blue 8-Red	24 60V 2A	MDC-8MR-4	MDC-8MR-4-SS	MDC-8FR-4	MDC-8FR-4-SS

12" leads are standard. Longer lead lengths are available, please consult the factory for part numbers.

Specifications:

Shell: Nickel Plated Brass or Stainless Steel
 Insulator: Polyamide
 Wire: 18, 22 & 24 AWG: 300V, UL Style 1007/1569
 Contacts: Copper Alloy with Gold Plating
 Jam Nut: Steel Zinc Plate
 O-Ring: BUNA-N
 Temperature: -40°C to 105°C (-40°F to +221°F)
 Protection: IP 67
 Approvals: U.S.: UL Recognized
 Canada: C-UL Recognized



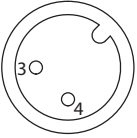
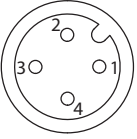
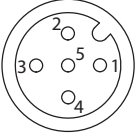
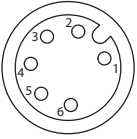

1/4" NPT Nickel Plated Brass

1/4" NPT Stainless Steel



Micro-DC Series (M12) Receptacles

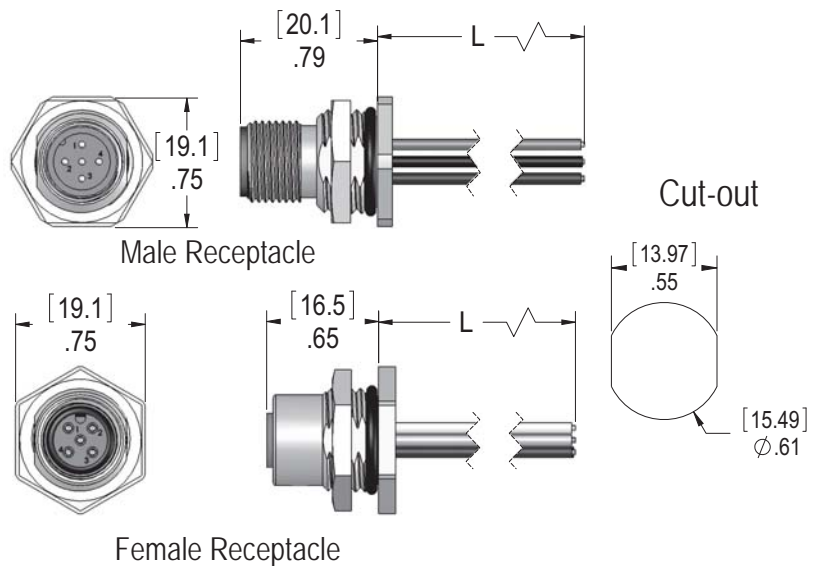
18, 22 & 24 AWG 300V ❖ Back Mounted

Face View of Male	# of Poles	Color Code	Wire AWG Rating	Male Receptacles	Female Receptacles
	2	1-Not Used 2-Not Used 3-Brown 4-Blue	22 18 300V 4A	MDC-2MR-BM MDC-2MR-BM-18	MDC-2FR-BM MDC-2FR-BM-18
	4	1-Brown 2-White 3-Blue 4-Black	22 18 300V 4A	MDC-4MR-BM MDC-4MR-BM-18	MDC-4FR-BM MDC-4FR-BM-18
	5	1-Brown 2-White 3-Blue 4-Black 5-Gray	22 18 300V 4A	MDC-5MR-BM MDC-5MR-BM-18	MDC-5FR-BM MDC-5FR-BM-18
	6	1-Brown 2-White 3-Blue 4-Black 5-Gray 6-Pink	24 60V 2A	MDC-6MR-BM	MDC-6FR-BM
	8	1-White 2-Brown 3-Green 4-Yellow 5-Gray 6-Pink 7-Blue 8-Red	24 60V 2A	MDC-8MR-BM	MDC-8FR-BM

12" leads are standard. Longer lead lengths are available, please consult the factory for part numbers.

Specifications:

Shell: Nickel Plated Brass
 Insulator: Polyamide
 Wire: 18, 22 & 24 AWG: 300V, UL Style 1007/1569
 Contacts: Copper Alloy with Gold Plating
 Jam Nut: Nickel Plated Brass
 O-Ring: BUNA-N
 Temperature: -40°C to 105°C (-40°F to +221°F)
 Protection: IP 67
 Approvals: U.S.: UL Recognized
 Canada: C-UL Recognized



Micro-DC Series (M12) Receptacles

18, 22 & 24 AWG 300V ❖ PG Mounting Threads



Face View of Male	# of Poles	Color Code	Wire AWG Rating	Male Receptacles			Female Receptacles
				PG 7	PG 9	PG 11	PG 9
	2	1-Not Used 2-Not Used 3-Brown 4-Blue	22 18 300V 4A	MDC-2MR-PG7 MDC-2MR-PG7-18	MDC-2MR-PG9 MDC-2MR-PG9-18	MDC-2MR-PG11 MDC-2MR-PG11-18	MDC-2FR-PG9 MDC-2FR-PG9-18
	4	1-Brown 2-White 3-Blue 4-Black	22 18 300V 4A	MDC-4MR-PG7 MDC-4MR-PG7-18	MDC-4MR-PG9 MDC-4MR-PG9-18	MDC-4MR-PG11 MDC-4MR-PG11-18	MDC-4FR-PG9 MDC-4FR-PG9-18
	5	1-Brown 2-White 3-Blue 4-Black 5-Gray	22 18 300V 4A	MDC-5MR-PG7 MDC-5MR-PG7-18	MDC-5MR-PG9 MDC-5MR-PG9-18	MDC-5MR-PG11 MDC-5MR-PG11-18	MDC-5FR-PG9 MDC-5FR-PG9-18
	6	1-Brown 2-White 3-Blue 4-Black 5-Gray 6-Pink	24 60V 2A	MDC-6MR-PG7	MDC-6MR-PG9	MDC-6MR-PG11	MDC-6FR-PG9
	8	1-White 2-Brown 3-Green 4-Yellow 5-Gray 6-Pink 7-Blue 8-Red	24 60V 2A	MDC-8MR-PG7	MDC-8MR-PG9	MDC-8MR-PG11	MDC-8FR-PG9

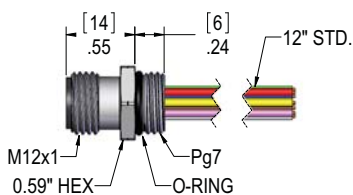
MDC Series (Micro-DC) Receptacles

12" leads are standard. Longer lead lengths are available, please consult the factory for part numbers. Stainless Steel is available, add a "-SS" suffix (e.g. MDC-5MR-PG11 becomes MDC-5MR-PG11-SS).

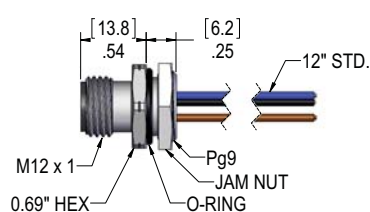
Specifications:

Shell: PG 7 & PG 9: Nickel Plated Brass
 PG 11: Clear Anodized Aluminum
 Insulator: Polyamide
 Wire: 18, 22 & 24 AWG; 300V, UL Style 1007/1569
 Contacts: Copper Alloy with Gold Plating

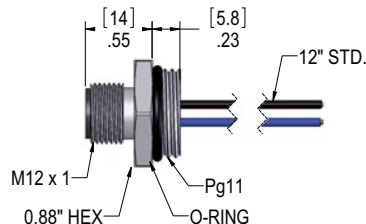
O-Ring: BUNA-N
 Temperature: -40°C to 105°C (-40°F to +221°F)
 Protection: IP 67
 Approvals: U.S.: UL Recognized
 Canada: C-UL Recognized



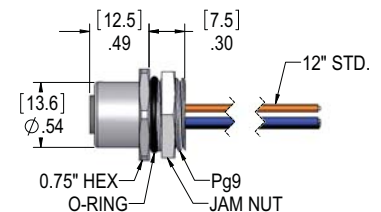
PG 7 Male Receptacle



PG 9 Male Receptacle



PG 11 Male Receptacle



PG 9 Female Receptacle



Micro-DC Series (M12) Receptacles

Male ❖ 18, 22 AWG 300V ❖ Metric Mounting Threads

Face View of Male	# of Poles	Color Code	Wire AWG Rating	Male Receptacles		
				M14 x 1.0 Threads	M16 x 1.5 Threads	M20 x 1.5 Threads
	2	1-Not Used 2-Not Used 3-Brown 4-Blue	22 18 300V 4A	MDC-2MR-M14 MDC-2MR-M14-18	MDC-2MR-M16 MDC-2MR-M16-18	MDC-2MR-M20 MDC-2MR-M20-18
	3	1-Brown 2-Not Used 3-Blue 4-Black	22 18 300V 4A	MDC-3MR-M14 MDC-3MR-M14-18	MDC-3MR-M16 MDC-3MR-M16-18	MDC-3MR-M20 MDC-3MR-M20-18
	4	1-Brown 2-White 3-Blue 4-Black	22 18 300V 4A	MDC-4MR-M14 MDC-4MR-M14-18	MDC-4MR-M16 MDC-4MR-M16-18	MDC-4MR-M20 MDC-4MR-M20-18
	5	1-Brown 2-White 3-Blue 4-Black 5-Gray	22 18 300V 4A	MDC-5MR-M14 MDC-5MR-M14-18	MDC-5MR-M16 MDC-5MR-M16-18	MDC-5MR-M20 MDC-5MR-M20-18
	6	1-Brown 2-White 3-Blue 4-Black 5-Gray 6-Pink	24 60V 2A	MDC-6MR-M14	MDC-6MR-M16	MDC-6MR-M20
	8	1-White 2-Brown 3-Green 4-Yellow 5-Gray 6-Pink 7-Blue 8-Red	24 60V 2A	MDC-8MR-M14	MDC-8MR-M16	MDC-8MR-M20

Specifications:

Shell: M14 x 1.0: Nickel Plated Brass
M16 x 1.5: Nickel Plated Brass
M20 x 1.5: Clear Anodized Aluminum

Insulator: Polyamide

Wire: 18, 22 & 24 AWG; 300V,
UL Style 1007/1569

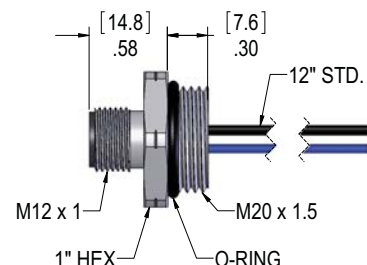
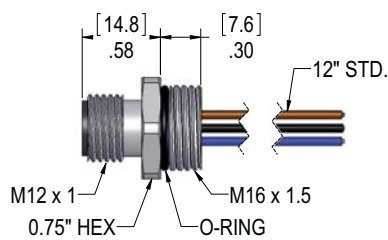
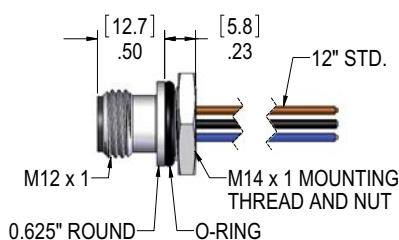
Contacts: Copper Alloy with Gold Plating

O-Ring: BUNA-N

Temperature: -40°C to 105°C (-40°F to +221°F)

Protection: IP 67

Approvals: U.S.: UL Recognized
Canada: C-UL Recognized



Micro-DC (M12) Series Receptacles

Female ❖ 18, 22 AWG 300V ❖ Metric Mounting Threads



Face View of Female	# of Poles	Color Code	Wire AWG Rating	Female Receptacles	
				M16 x 1.5 Threads	M20 x 1.5 Threads
	2	1-Not Used 2-Not Used 3-Brown 4-Blue	22 18 300V 4A	MDC-2FR-M16 MDC-2FR-M16-18	MDC-2FR-M20 MDC-2FR-M20-18
	3	1-Brown 2-Not Used 3-Blue 4-Black	22 18 300V 4A	MDC-3FR-M16 MDC-3FR-M16-18	MDC-3FR-M20 MDC-3FR-M20-18
	4	1-Brown 2-White 3-Blue 4-Black	22 18 300V 4A	MDC-4FR-M16 MDC-4FR-M16-18	MDC-4FR-M20 MDC-4FR-M20-18
	5	1-Brown 2-White 3-Blue 4-Black 5-Gray	22 18 300V 4A	MDC-5FR-M16 MDC-5FR-M16-18	MDC-5FR-M20 MDC-5FR-M20-18
	6	1-Brown 2-White 3-Blue 4-Black 5-Gray 6-Pink	24 60V 2A	MDC-6FR-M16	MDC-6FR-M20
	8	1-White 2-Brown 3-Green 4-Yellow 5-Gray 6-Pink 7-Blue 8-Red	24 60V 2A	MDC-8FR-M16	MDC-8FR-M20

Longer lead lengths are available, please consult the factory for part numbers.

Specifications:

Shell: M16 x 1.5: Nickel Plated Brass
M20 x 1.5: Clear Anodized Aluminum

Insulator: Polyamide

Wire: 18, 22 & 24 AWG: 300V
UL Style 1007/1569

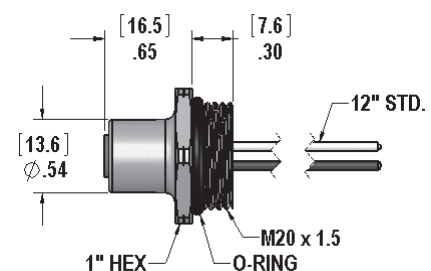
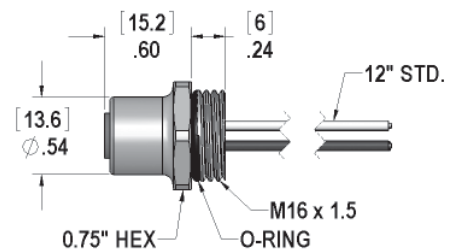
Contacts: Copper Alloy with Gold Plating

O-Ring: BUNA-N

Temperature: -40°C to 105°C (-40°F to +221°F)

Protection: IP 67

Approvals: U.S.: UL Recognized
Canada: C-UL Recognized



MDC Series (Micro-DC) Receptacles



Micro-DC Series (M12) Receptacles

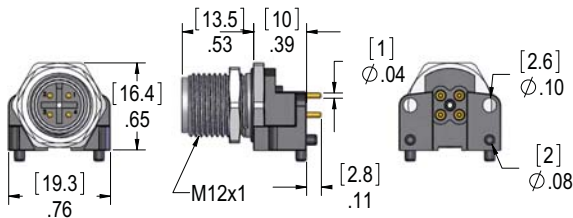
PCB Mounted ❖ Male

Face View of Male	# of Poles	Rating	Style	Male Receptacles	
				Straight	Right Angle
	4	300V 4A	PCB Mount PCB Mount w/ Ground Tab	MDC-4MR-PCB MDCM-4MR-PCB	MDC-4MR-PCB-R MDCM-4MR-PCB-R
	5	150V 4A	PCB Mount PCB Mount w/ Ground Tab	MDC-5MR-PCB MDCM-5MR-PCB	MDC-5MR-PCB-R MDCM-5MR-PCB-R

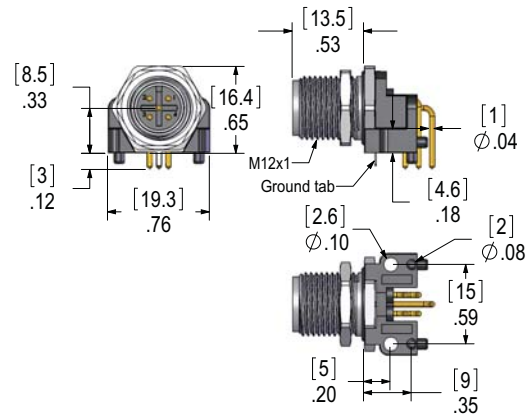
Specifications:

Body: Polyamide
 Contacts: Copper Alloy with Gold Plating
 Shell: Nickel Plated Brass
 O-Ring: BUNA-N
 Approvals: U.S.: UL Recognized; Canada: C-UL Recognized
 *MDCM versions are pending approval

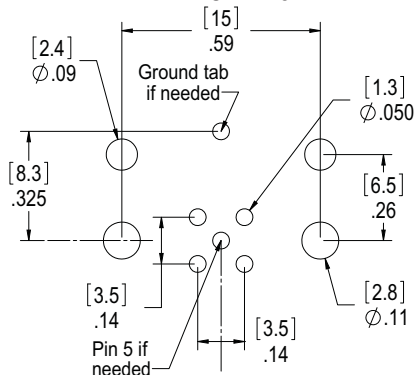
Male Straight



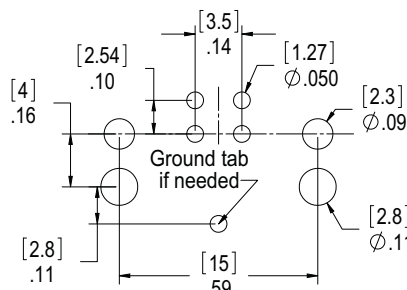
Male Right Angle



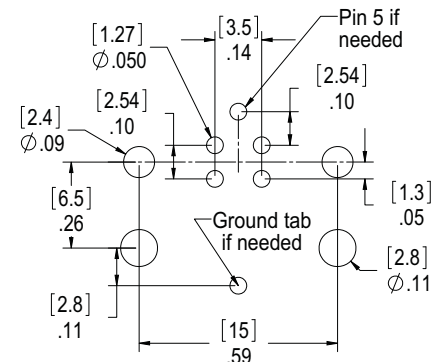
5 Pole Male Straight Layout



4 Pole Male Right Angle



Male Right Angle Layout



Micro-DC Series (M12) Receptacles

PCB Mount ❖ Female

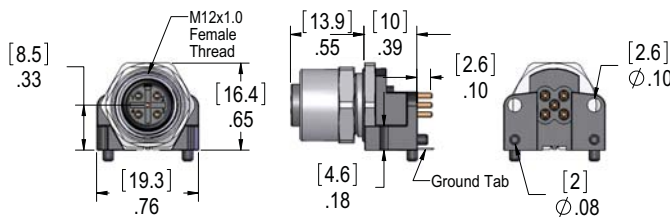


Face View of Female	# of Poles	Rating	Style	Female Receptacles	
				Straight	Right Angle
	4	300V 4A	PCB Mount PCB Mount w/ Ground Tab	MDC-4FR-PCB MDCM-4FR-PCB	MDC-4FR-PCB-R MDCM-4FR-PCB-R
	5	150V 4A	PCB Mount PCB Mount w/ Ground Tab	MDC-5FR-PCB MDCM-5FR-PCB	MDC-5FR-PCB-R MDCM-5FR-PCB-R

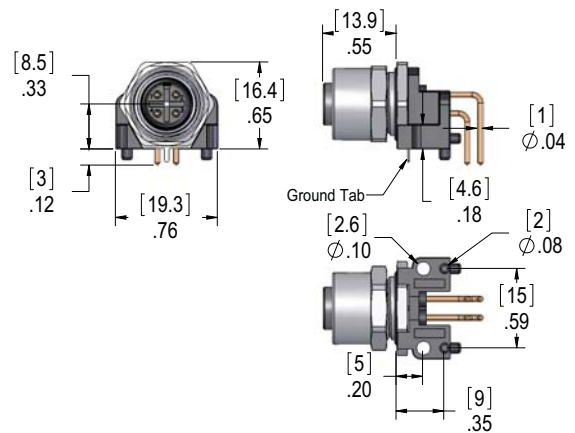
Specifications:

Body: Polyamide
 Contacts: Copper Alloy with Gold Plating
 Shell: Nickel Plated Brass
 O-Ring: BUNA-N
 Approvals: U.S.: UL Recognized; Canada: C-UL Recognized
 *MDCM versions are pending approval

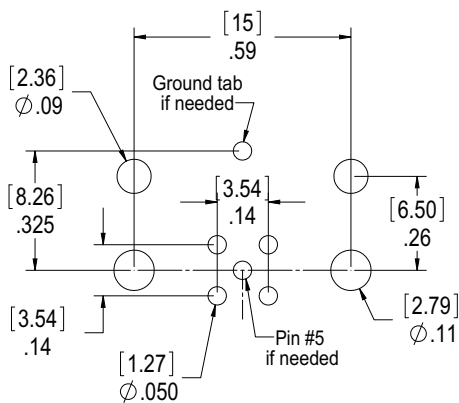
Female Straight



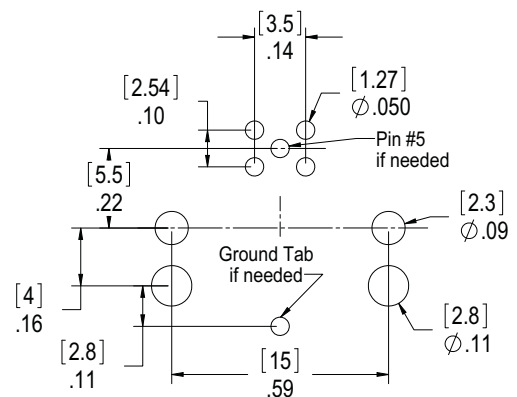
Female Right Angle



Female Straight Layout



Female Right Angle Layout



Micro-DC Series (M12) Receptacles

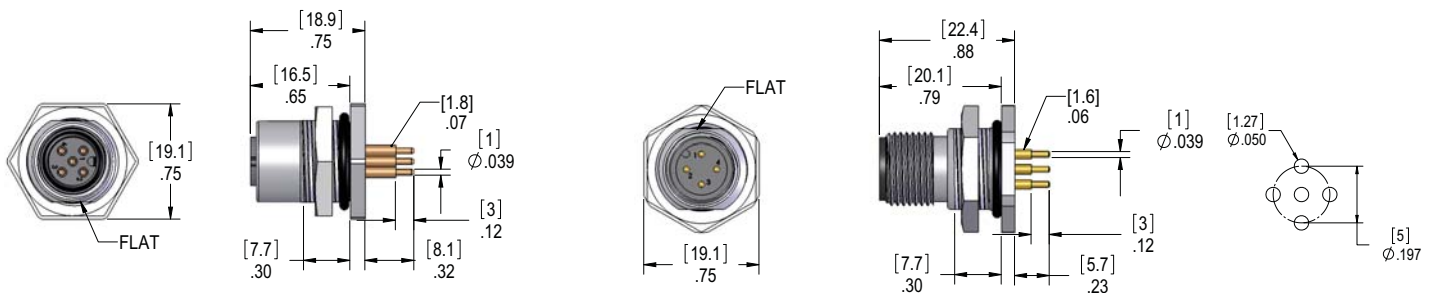
Back Mount PCB ❖ 300V

Face View of Male	# of Poles	Rating	Male Receptacles	Female Receptacles	Face View of Female
	2	300V 4A	MDC-2MR-BM-PCB	MDC-2FR-BM-PCB	
	4	300V 4A	MDC-4MR-BM-PCB	MDC-4FR-BM-PCB	
	5	300V 4A	MDC-5MR-BM-PCB	MDC-5FR-BM-PCB	
	8	300V 4A	Consult the Factory	MDC-8FR-BM-PCB	

Specifications:

Shell: Nickel Plated Brass
 Insulator: Polyamide
 Contacts: Copper Alloy with Gold Plating

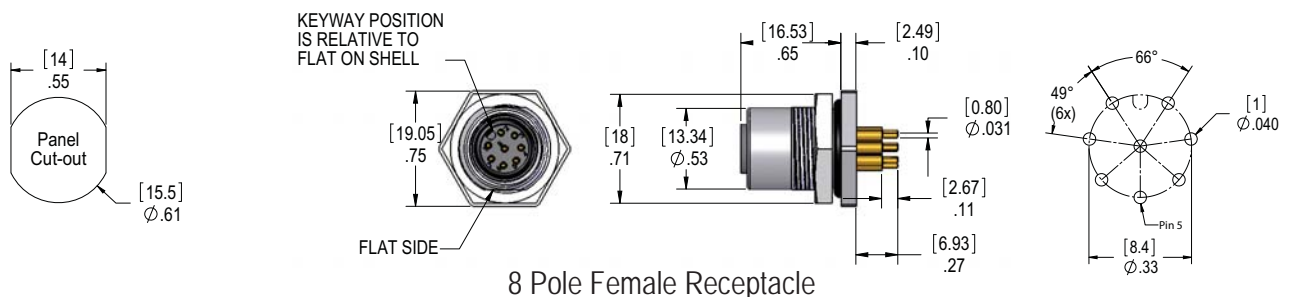
Jam Nut: Nickel Plated Brass
 O-Ring: BUNA-N
 Temperature: -40°C to 105°C (-40°F to +221°F)
 Protection: IP 67



Female Receptacle

Male Receptacle

PCB Layout

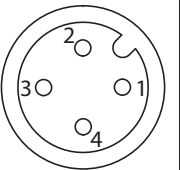
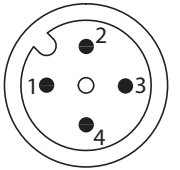
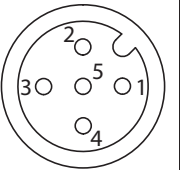
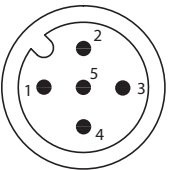


8 Pole Female Receptacle

Micro-DC Series (M12) Receptacles

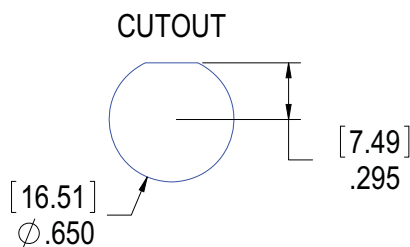
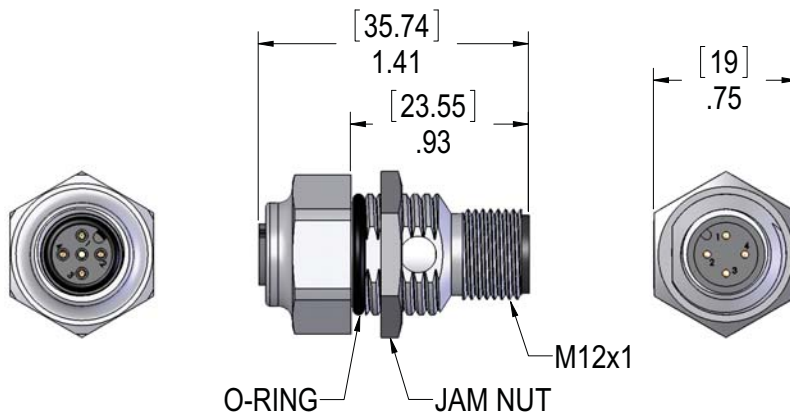
Male to Female ❖ Through Cabinet Coupling



Face View of Male	# of Poles	Rating	Wiring	Part Number	Face View of Female
	4	300V 4A	1 to 1 2 to 2 3 to 3 4 to 4	MDC-4MFR-TM	
	5	300V 4A	1 to 1 2 to 2 3 to 3 4 to 4 5 to 5	MDC-5MFR-TM	

Specifications:

Shell: Clear Anodized Aluminum
 Insulator: Nylon
 Contacts: Copper Alloy with Gold Plating
 O-Rings: NBR
 Temperature: -40°C to 105°C (-40°F to +221°F)
 Protection: IP 67



MDC Series (Micro-DC) Receptacles



Micro-DC Series (M12) Receptacles

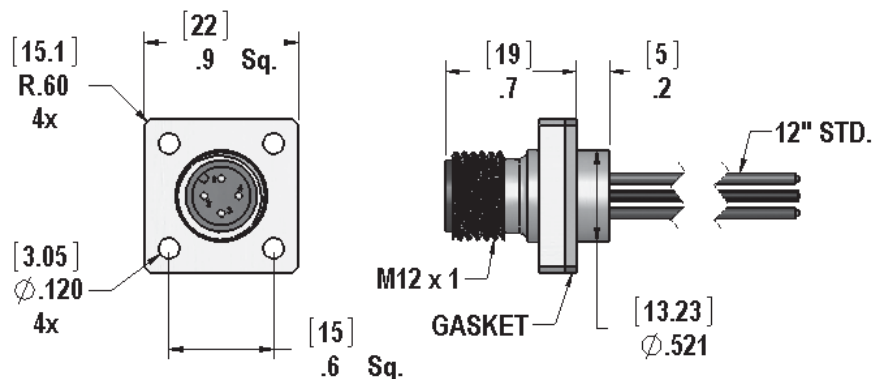
Male ❖ Panel Mounted

Face View of Female	# of Poles	Color Code	Wire AWG Rating	Male Receptacle
	2	1-Not Used 2-Not Used 3-Brown 4-Blue	22 18 300V 4A	MDC-2MR-PM MDC-2MR-PM-18
	3	1-Brown 2-Not Used 3-Blue 4-Black	22 18 300V 4A	MDC-3MR-PM MDC-3MR-PM-18
	4	1-Brown 2-White 3-Blue 4-Black	22 18 300V 4A	MDC-4MR-PM MDC-4MR-PM-18
	5	1-Brown 2-White 3-Blue 4-Black 5-Gray	22 18 300V 4A	MDC-5MR-PM MDC-5MR-PM-18
	6	1-Brown 2-White 3-Blue 4-Black 5-Gray 6-Pink	24 60V 2A	MDC-6MR-PM
	8	1-White 2-Brown 3-Green 4-Yellow 5-Gray 6-Pink 7-Blue 8-Red	24 60V 2A	MDC-8MR-PM

MDC Series (Micro-DC) Receptacles

Specifications:

Shell: Nickel Plated Brass
 Insulator: Nylon
 Wire: 18, 22 & 24 AWG: 300V,
 UL Style 1007/1569
 Contacts: Copper Alloy with Gold Plating
 Gasket: NBR
 Temperature: -40°C to 105°C (-40°F to +221°F)
 Protection: IP 67
 Approvals: U.S.: UL Recognized
 Canada: C-UL Recognized



Micro-DC Series (M12) Receptacles

Solder Cup 1/2"-14 NPT & Metric Mounting Threads



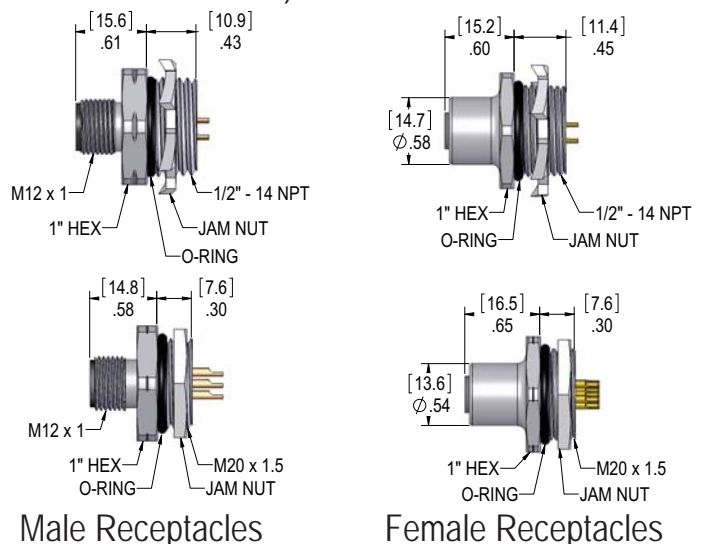
Face View of Male	# of Poles	Wire AWG Rating	Male Receptacles	Female Receptacles	Male Receptacles	Female Receptacles
			1/2" - 14 NPT Threads	1/2" - 14 NPT Threads	M20 x 1.5 Threads	M20 x 1.5 Threads
	2	18 AWG MAX 300V 4A MAX	MDC-2MR-2-SC	MDC-2FR-2-SC	MDC-2MR-M20-SC	MDC-2FR-M20-SC
	3	18 AWG MAX 300V 4A MAX	MDC-3MR-2-SC	MDC-3FR-2-SC	MDC-3MR-M20-SC	MDC-3FR-M20-SC
	4	18 AWG MAX 300V 4A MAX	MDC-4MR-2-SC	MDC-4FR-2-SC	MDC-4MR-M20-SC	MDC-4FR-M20-SC
	5	18 AWG MAX 300V 4A MAX	MDC-5MR-2-SC	MDC-5FR-2-SC	MDC-5MR-M20-SC	MDC-5FR-M20-SC
	6	24 AWG MAX 60V 2A MAX	MDC-6MR-2-SC	MDC-6FR-2-SC	MDC-6MR-M20-SC	MDC-6FR-M20-SC
	8	18 AWG MAX 60V 2A MAX	MDC-8MR-2-SC	MDC-8FR-2-SC	MDC-8MR-M20-SC	MDC-8FR-M20-SC

MDC Series (Micro-DC) Receptacles

Other mounting threads are available, please consult the factory. Stainless Steel is available for the 1/2" NPT version, add a "-SS" suffix (e.g. MDC-8MR-2-SC becomes MDC-8MR-2-SC-SS).

Specifications:

- Shell: Clear Anodized Aluminum
- Insulator: Polyamide
- Contacts: Copper Alloy with Gold Plating
- Jam Nut: Steel Zinc Plate
- O-Ring: BUNA-N
- Temperature: -40°C to 105°C (-40°F to +221°F)
- Protection: IP 67





Micro DC Series (M12) Accessories

Accessories

Jam Nuts: NPT, PG & Metric Threads					
Part #	Thread	Figure	A	Thickness	Material
214M	1/4" NPT	1	17.3 mm	3.3 mm	Steel Zinc Plate
212M	1/2" NPT	2	28.5 mm	3.3 mm	Steel Zinc Plate
209M	PG 9	1	18 mm	3.0 mm	Brass Nickel Plate
213M	PG 13.5	1	21 mm	3.0 mm	Brass Nickel Plate
2M16M	M16 x 1.5	1	19 mm	2.8 mm	Brass Nickel Plate
2M20M	M20 x 1.5	1	24 mm	3.0 mm	Brass Nickel Plate

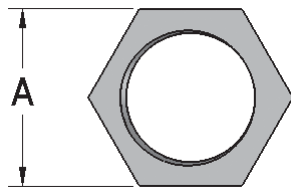


Figure 1

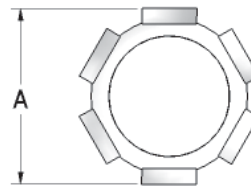


Figure 2