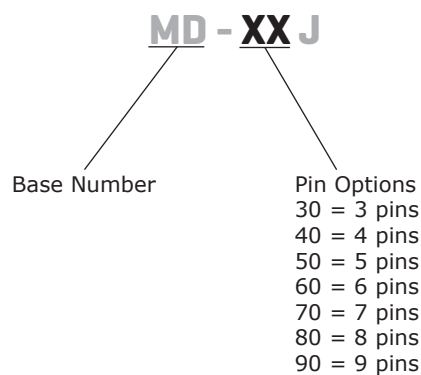


**SERIES:** MD-J | **DESCRIPTION:** MINI DIN CONNECTOR**FEATURES**

- recessed face
- includes strain relief

**PART NUMBER KEY****SPECIFICATIONS**

| parameter             | conditions/description  | min | typ       | max    | units      |
|-----------------------|-------------------------|-----|-----------|--------|------------|
| rated input voltage   |                         |     | 100<br>12 |        | Vac<br>Vdc |
| rated input current   | at 100 Vac<br>at 12 Vdc |     |           | 1<br>2 | A<br>A     |
| contact resistance    |                         |     |           | 30     | mΩ         |
| insulation resistance | at 250 Vdc              | 50  |           |        | MΩ         |
| voltage withstand     | for 1 minute            |     |           | 250    | Vac        |
| insertion force       |                         |     |           | 4.5    | kg         |
| withdrawal force      |                         | 0.9 |           | 3      | kg         |
| operating temperature |                         | -20 |           | 85     | °C         |
| life                  |                         |     | 5,000     |        | cycles     |
| flammability rating   | UL94HB                  |     |           |        |            |
| RoHS                  | yes                     |     |           |        |            |

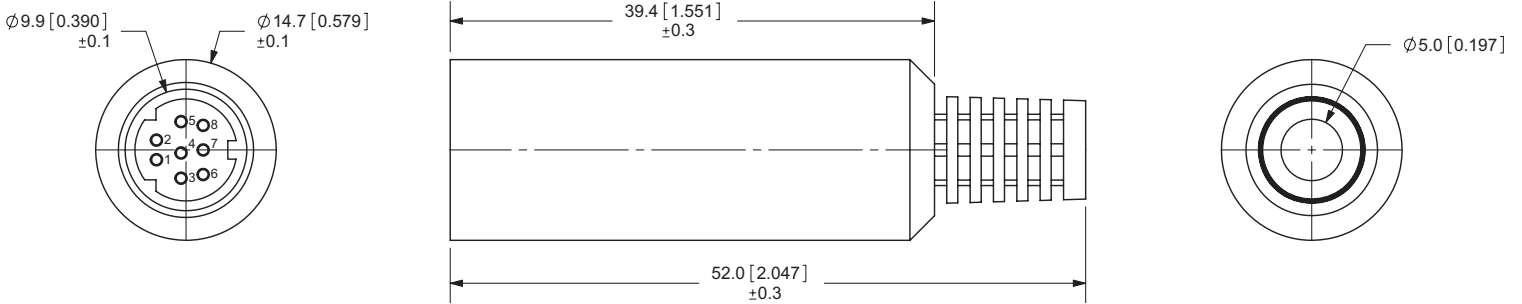
## MECHANICAL DRAWINGS

units: mm[inches]

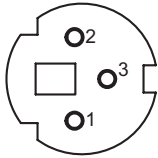
TOLERANCE: ±0.1mm



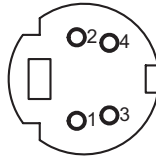
|                    | MATERIAL           | PLATING |
|--------------------|--------------------|---------|
| shell              | copper             | nickel  |
| pin contacts (1~9) | brass              | silver  |
| insulator          | Nylon6+glass fiber |         |
| boot               | PE + 2L            |         |
| hood               | ABS (PA-757)       |         |



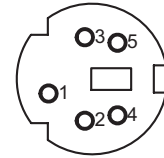
### MD-30J



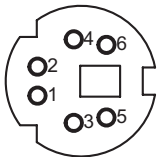
### MD-40J



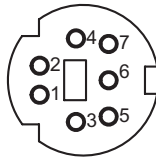
### MD-50J



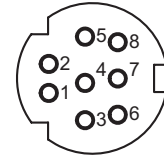
### MD-60J



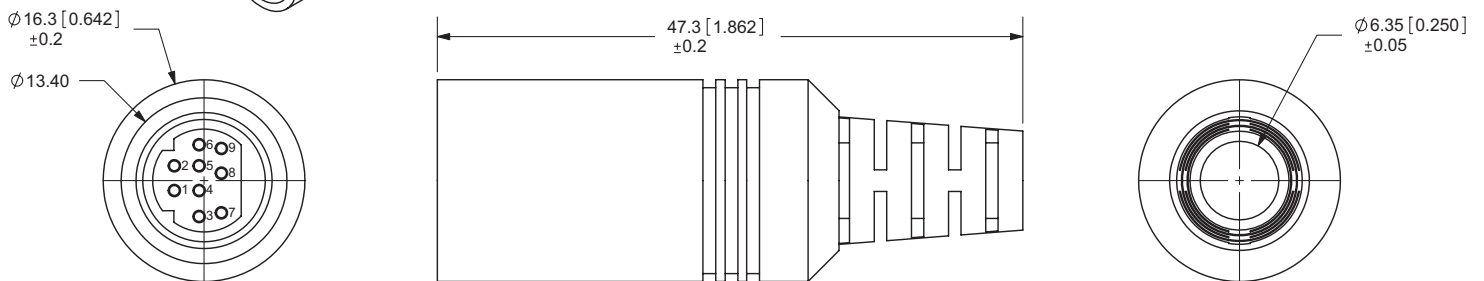
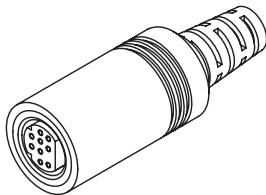
### MD-70J



### MD-80J



### MD-90J



## REVISION HISTORY

---

| rev. | description          | date       |
|------|----------------------|------------|
| 1.0  | initial release      | 02/23/2006 |
| 1.01 | new template applied | 02/17/2012 |
| 1.02 | updated datasheet    | 09/01/2017 |
| 1.03 | brand update         | 01/03/2020 |

The revision history provided is for informational purposes only and is believed to be accurate.

---

# CUI DEVICES

CUI Devices offers a one (1) year limited warranty. Complete warranty information is listed on our website.

CUI Devices reserves the right to make changes to the product at any time without notice. Information provided by CUI Devices is believed to be accurate and reliable. However, no responsibility is assumed by CUI Devices for its use, nor for any infringements of patents or other rights of third parties which may result from its use.

CUI Devices products are not authorized or warranted for use as critical components in equipment that requires an extremely high level of reliability. A critical component is any component of a life support device or system whose failure to perform can be reasonably expected to cause the failure of the life support device or system, or to affect its safety or effectiveness.