


Printed-circuit board connector - MCVW 1,5/ 6-STF-3,5 - 1863042

Please be informed that the data shown in this PDF Document is generated from our Online Catalog. Please find the complete data in the user's documentation. Our General Terms of Use for Downloads are valid (<http://phoenixcontact.com/download>)

PCB connector, nominal current: 8 A, number of positions: 6, pitch: 3.5 mm, connection method: Screw connection with tension sleeve, color: green, contact surface: Tin



The figure shows a 10-position version of the product

Your advantages

- ✓ Well-known connection principle allows worldwide use
- ✓ Low temperature rise, thanks to maximum contact force
- ✓ Allows connection of two conductors
- ✓ Screwable flange for superior mechanical stability



Key Commercial Data

Packing unit	1 pc
GTIN	 4 017918 120856
GTIN	4017918120856
Weight per Piece (excluding packing)	5.780 g
Custom tariff number	85366990
Country of origin	Germany

Technical data

Dimensions

Length [l]	10.4 mm
Width [w]	31.4 mm
Height [h]	19.1 mm
Pitch	3.5 mm
Dimension a	17.5 mm

Printed-circuit board connector - MCVW 1,5/ 6-STF-3,5 - 1863042

Technical data

General

Range of articles	MCVW 1,5/...-STF
Number of positions	6
Connection method	Screw connection with tension sleeve
Insulating material group	I
Rated surge voltage (III/3)	2.5 kV
Rated surge voltage (III/2)	2.5 kV
Rated surge voltage (II/2)	2.5 kV
Rated voltage (III/3)	160 V
Rated voltage (III/2)	160 V
Rated voltage (II/2)	320 V
Connection in acc. with standard	EN-VDE
Nominal current I_N	8 A
Nominal cross section	1.5 mm ²
Maximum load current	8 A (with 1.5 mm ² conductor cross section)
Insulating material	PA
Flammability rating according to UL 94	V0
Internal cylindrical gage	A1
Stripping length	7 mm
Screw thread	M2
Tightening torque, min	0.22 Nm
Tightening torque max	0.25 Nm

Connection data

Conductor cross section solid min.	0.14 mm ²
Conductor cross section solid max.	1.5 mm ²
Conductor cross section flexible min.	0.14 mm ²
Conductor cross section flexible max.	1.5 mm ²
Conductor cross section flexible, with ferrule without plastic sleeve min.	0.25 mm ²
Conductor cross section flexible, with ferrule without plastic sleeve max.	1.5 mm ²
Conductor cross section flexible, with ferrule with plastic sleeve min.	0.25 mm ²
Conductor cross section flexible, with ferrule with plastic sleeve max.	0.5 mm ²
Conductor cross section AWG min.	28
Conductor cross section AWG max.	16
2 conductors with same cross section, solid min.	0.08 mm ²
2 conductors with same cross section, solid max.	0.5 mm ²
2 conductors with same cross section, stranded min.	0.08 mm ²
2 conductors with same cross section, stranded max.	0.75 mm ²

Printed-circuit board connector - MCVW 1,5/ 6-STF-3,5 - 1863042

Technical data

Connection data

2 conductors with same cross section, stranded, ferrules without plastic sleeve, min.	0.25 mm ²
2 conductors with same cross section, stranded, ferrules without plastic sleeve, max.	0.34 mm ²
2 conductors with same cross section, stranded, TWIN ferrules with plastic sleeve, min.	0.5 mm ²
2 conductors with same cross section, stranded, TWIN ferrules with plastic sleeve, max.	0.5 mm ²
Minimum AWG according to UL/CUL	30
Maximum AWG according to UL/CUL	14

Standards and Regulations

Connection in acc. with standard	EN-VDE
	CUL
Flammability rating according to UL 94	V0

Environmental Product Compliance

	Lead 7439-92-1
China RoHS	Environmentally Friendly Use Period = 50
	For details about hazardous substances go to tab "Downloads", Category "Manufacturer's declaration"

Classifications

eCl@ss

eCl@ss 4.0	272607xx
eCl@ss 4.1	27260701
eCl@ss 5.0	27260701
eCl@ss 5.1	27260700
eCl@ss 6.0	27260700
eCl@ss 7.0	27440309
eCl@ss 8.0	27440309
eCl@ss 9.0	27440309

ETIM

ETIM 3.0	EC001121
ETIM 4.0	EC002638
ETIM 5.0	EC002638
ETIM 6.0	EC002638
ETIM 7.0	EC002638

Printed-circuit board connector - MCVW 1,5/ 6-STF-3,5 - 1863042

Classifications

UNSPSC

UNSPSC 6.01	30211810
UNSPSC 7.0901	39121409
UNSPSC 11	39121409
UNSPSC 12.01	39121409
UNSPSC 13.2	39121409

Approvals


Approvals


Approvals


IECEE CB Scheme / VDE Gutachten mit Fertigungsüberwachung / EAC / cULus Recognized

Ex Approvals

Approval details

IECEE CB Scheme		http://www.iecee.org/	DE1-60987-B1B2
Nominal voltage UN	160 V		
Nominal current IN	8 A		
mm ² /AWG/kcmil	0.2-1.5		

VDE Gutachten mit Fertigungsüberwachung		http://www2.vde.com/de/Institut/Online-Service/VDE-gepruefteProdukte/Seiten/Online-Suche.aspx	40011723
Nominal voltage UN	160 V		
Nominal current IN	8 A		
mm ² /AWG/kcmil	0.2-1.5		

EAC		B.01742
-----	---	---------

Printed-circuit board connector - MCVW 1,5/ 6-STF-3,5 - 1863042

Approvals

cULus Recognized		http://database.ul.com/cgi-bin/XYV/template/LISEXT/1FRAME/index.htm	E60425-20110128
	B	D	
Nominal voltage UN	300 V	300 V	
Nominal current IN	8 A	8 A	
mm ² /AWG/kcmil	30-14	30-14	

Accessories

Accessories

Labeled terminal marker

Marker card - SK 3,5/2,8:FORTL.ZAHLEN - 0804073



Marker card, Card, white, labeled, Horizontal: consecutive numbers 1 ... 10, 11 ... 20, etc. up to 91 ... 99, mounting type: adhesive, for terminal block width: 3.5 mm, lettering field size: 3.5 x 2.8 mm

Screwdriver tools

Screwdriver - SZS 0,4X2,5 VDE - 1205037



Screwdriver, slot-headed, VDE insulated, size: 0.4 x 2.5 x 80 mm, 2-component grip, with non-slip grip

Additional products

Printed-circuit board connector - MCV 1,5/ 6-GF-3,5 P20 THRR56 - 1780749



PCB headers, nominal current: 8 A, number of positions: 6, pitch: 3.5 mm, color: black, contact surface: Tin, mounting: THR soldering, User information and design recommendations for through hole reflow technology can be found under "Downloads"

Printed-circuit board connector - MCVW 1,5/ 6-STF-3,5 - 1863042

Accessories

Printed-circuit board connector - MC 1,5/ 6-GF-3,5 P26 THR - 1789245

PCB headers, nominal current: 8 A, number of positions: 6, pitch: 3.5 mm, color: black, contact surface: Tin, mounting: THR soldering



Printed-circuit board connector - MC 1,5/ 6-GF-3,5 P26 THRR56 - 1789258

PCB headers, nominal current: 8 A, number of positions: 6, pitch: 3.5 mm, color: black, contact surface: Tin, mounting: THR soldering



Printed-circuit board connector - MC 1,5/ 6-GF-3,5 P20 THRR56 - 1789478

PCB headers, nominal current: 8 A, number of positions: 6, pitch: 3.5 mm, color: black, contact surface: Tin, mounting: THR soldering



Printed-circuit board connector - MC 1,5/ 6-GF-3,5 P14 THR - 1789685

PCB headers, nominal current: 8 A, number of positions: 6, pitch: 3.5 mm, color: black, contact surface: Tin, mounting: THR soldering



Printed-circuit board connector - MC 1,5/ 6-GF-3,5 P14 THRR56 - 1789698

PCB headers, nominal current: 8 A, number of positions: 6, pitch: 3.5 mm, color: black, contact surface: Tin, mounting: THR soldering



Printed-circuit board connector - MCVW 1,5/ 6-STF-3,5 - 1863042

Accessories

Feed-through header - MCV 1,5/ 6-GF-3,5 - 1843266

PCB headers, nominal current: 8 A, number of positions: 6, pitch: 3.5 mm, color: green, contact surface: Tin, mounting: Wave soldering



Feed-through header - MC 1,5/ 6-GF-3,5 - 1843839

PCB headers, nominal current: 8 A, number of positions: 6, pitch: 3.5 mm, color: green, contact surface: Tin, mounting: Wave soldering



Feed-through header - EMC 1,5/ 6-GF-3,5 - 1897283

PCB headers, nominal current: 8 A, number of positions: 6, pitch: 3.5 mm, color: green, contact surface: Tin, mounting: Press-in technology



Feed-through header - EMCV 1,5/ 6-GF-3,5 - 1911208

PCB headers, nominal current: 8 A, number of positions: 6, pitch: 3.5 mm, color: green, contact surface: Tin, mounting: Press-in technology



Feed-through header - MC 1,5/ 6-GF-3,5 THT - 1937350

PCB headers, number of positions: 6, pitch: 3.5 mm, color: black, User information and design recommendations for through hole reflow technology can be found under "Downloads"



Printed-circuit board connector - MCVW 1,5/ 6-STF-3,5 - 1863042

Accessories

Feed-through header - MCV 1,5/ 6-GF-3,5 THT - 1937444



PCB headers, number of positions: 6, pitch: 3.5 mm, color: black, User information and design recommendations for through hole reflow technology can be found under "Downloads"

Feed-through header - MC 1,5/ 6-GF-3,5 THT-R56 - 1996906



PCB headers, number of positions: 6, pitch: 3.5 mm, color: black, User information and design recommendations for through hole reflow technology can be found under "Downloads"