


Fast Acting Fuse

SMD Thin Film



Electrical Specifications

Operating temperature : -55°C to +125°C

Current carrying capacity : For MCF0402E and MCF0603E at -55°C 107% of rating, at -25°C 100% of rating, at +125°C 80% of rating
 For MCF0603C at -55°C is 107% of rating, at +25°C 100% of rating, at +85°C 90% of rating, at +125°C 75% of rating
 For MCF1206B and MCF0805B at -55°C is 107% of rating, at +25°C 100% of rating, at +85°C 93% of rating, at +125°C 90% of rating
 For MCF0805B 2.50A and 3.00A at +85°C 90% of rating, at +125°C 90% of rating

Interrupting rating : 50A

Insulation resistance : >20MΩ guaranteed (after fusing at rated voltage)
 For F0612D at -55°C 107% of rating, at +25°C 100% of rating, at +85°C 80% of rating, at +125°C 75% of rating

Type	Part Number	Current Rating A	Resistance 10% × I rated, 25°C Ω (max.)	Voltage Drop @1 × I rated, 25°C mV (max.)	Fusing Current (within 5 sec), 25°C A	Pre-Arc I ² t @ 50A A2-sec	Rated Voltage V
F0402E	MCF0402E0R25FSTR	0.25	0.65	220	0.625	0.00005*	32
	MCF0402E0R50FSTR	0.5	0.25	180	1.25	0.0003	32
	MCF0402E0R75FSTR	0.75	0.2	180	1.875	0.003	32
	MCF0402E1R00FSTR	1	0.13	160	2.5	0.008	32
	MCF0402E1R25FSTR	1.25	0.09	140	3.125	0.01	32
	MCF0402E1R50FSTR	1.5	0.06	140	3.75	0.03	32
	MCF0402E2R00FSTR	2	0.04	120	5	0.06	32
	MCF0603E0R25FSTR	0.25	0.65	220	0.625	0.00005*	32
	MCF0603E0R50FSTR	0.5	0.25	180	1.25	0.0003	32
	MCF0603E0R75FSTR	0.75	0.2	180	1.875	0.003	32
F0603E	MCF0603E1R00FSTR	1	0.13	160	2.5	0.008	32
	MCF0603E1R25FSTR	1.25	0.09	140	3.125	0.01	32
	MCF0603E1R50FSTR	1.5	0.06	140	3.75	0.03	32
	MCF0603E2R00FSTR	2	0.04	120	5	0.06	32
	MCF0805B0R25FSTR	0.25	0.75	280	0.5	0.00003*	63
	MCF0805B0R50FSTR	0.5	0.35	280	1	0.0002	63
	MCF0805B0R75FSTR	0.75	0.27	280	1.5	0.001	63
MCF0805B1R00FSTR	1	0.22	280	2	0.003	63	



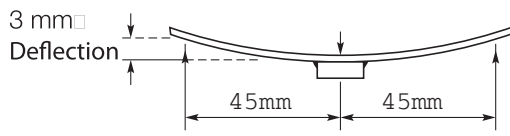
Fast Acting Fuse

SMD Thin Film



F0805B	MCF0805B1R25FSTR	1.25	0.17	280	2.5	0.007	63
	MCF0805B1R50FSTR	1.5	0.12	240	3	0.01	63
	MCF0805B2R00FSTR	2	0.08	220	4	0.03	63
	MCF0805B2R50FSTR	2.5	0.06	220	5	0.05	63
	MCF0805B3R00FSTR	3	0.05	220	6	0.1	63
	MCF1206B0R20FSTR	0.2	0.75	280	0.5	0.00003	63
	MCF1206B0R50FSTR	0.5	0.35	280	1	0.0002	63
F1206B	MCF1206B1R00FSTR	1	0.18	240	2	0.003	63
	MCF1206B1R50FSTR	1.5	0.12	240	3	0.01	63
	MCF1206B2R00FSTR	2	0.08	220	4	0.03	63
	MCF1206B2R50FSTR	2.5	0.06	220	5	0.05	63
	MCF1206B3R00FSTR	3	0.05	220	6	0.1	63
F0612D	MCF0612D4R00FSTR	4	0.04	260	10	0.1	32
	MCF0612D5R00FSTR	5	0.025	200	12.5	0.25	32

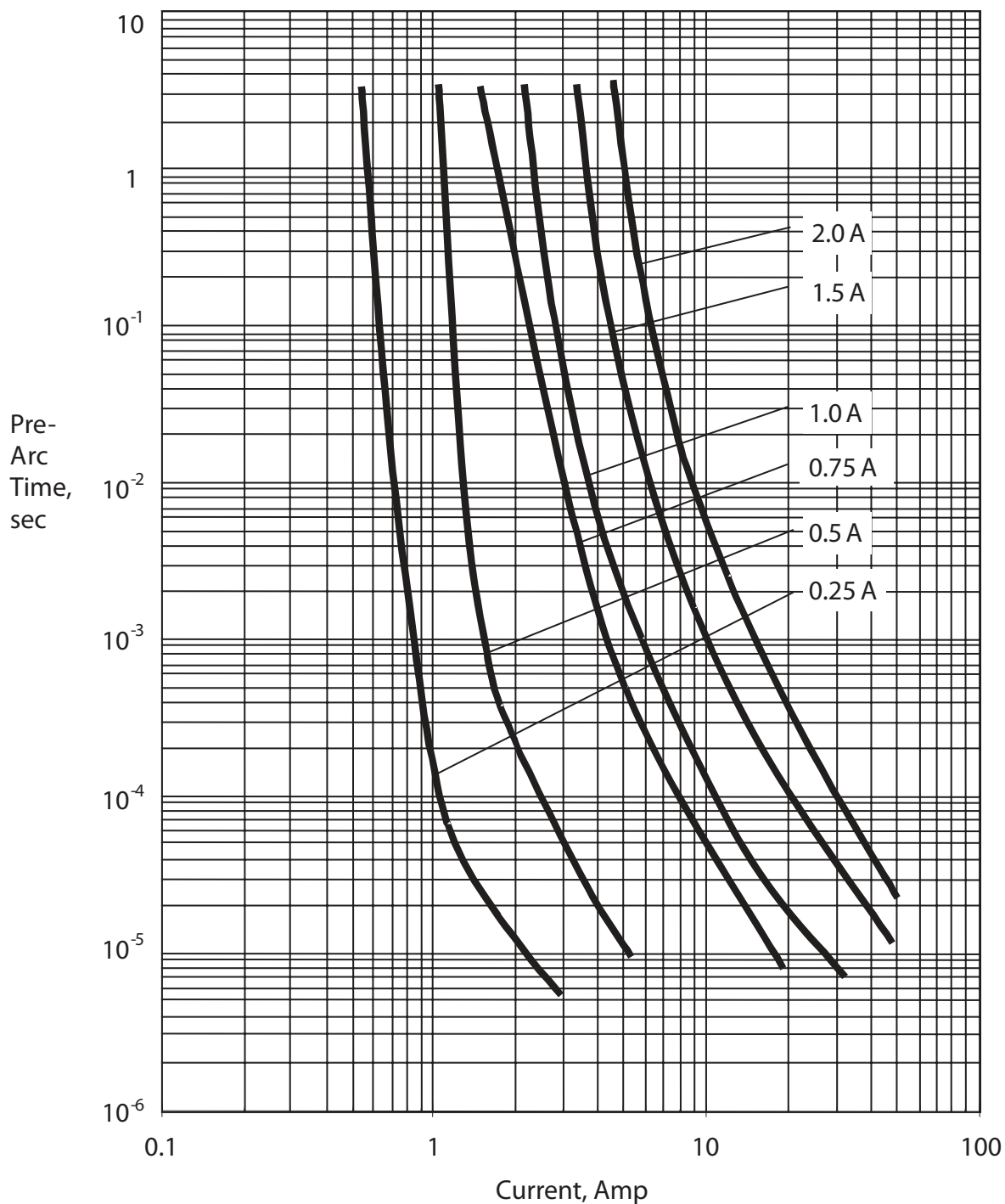
Environmental Characteristics

Test	Conditions	Requirement
Solderability	Components completely immersed in a solder bath at 235 ±5°C for 2 secs.	Terminations to be well tinned No visible damage
Leach Resistance	Completely immersed in a solder bath at 260 ±5°C for 60 secs.	Dissolution of termination ≤ 25% of area ΔR/R<10%
Storage	12 months minimum with components stored in "as received" packaging.	Good solderability
Shear	Components mounted to a substrate. A force of 5N applied normal to the line joining the terminations and in a line parallel to the substrate.	No visible damage
Rapid Change of Temperature	Components mounted to a substrate. 50 cycles -55°C to +125°C.	No visible damage ΔR/R<10%
Vibration	Per Mil-Std-202F Method 201A and Method 204D Condition D.	No visible damage ΔR/R<10%
Bend	Tested as shown in diagram 	No visible damage ΔR/R<10%
Load Life MCF0805B, MCF1206B	25°C, rated current, 20,000 hrs.	No visible damage ΔR/R<10%

Fast Acting Fuse SMD Thin Film



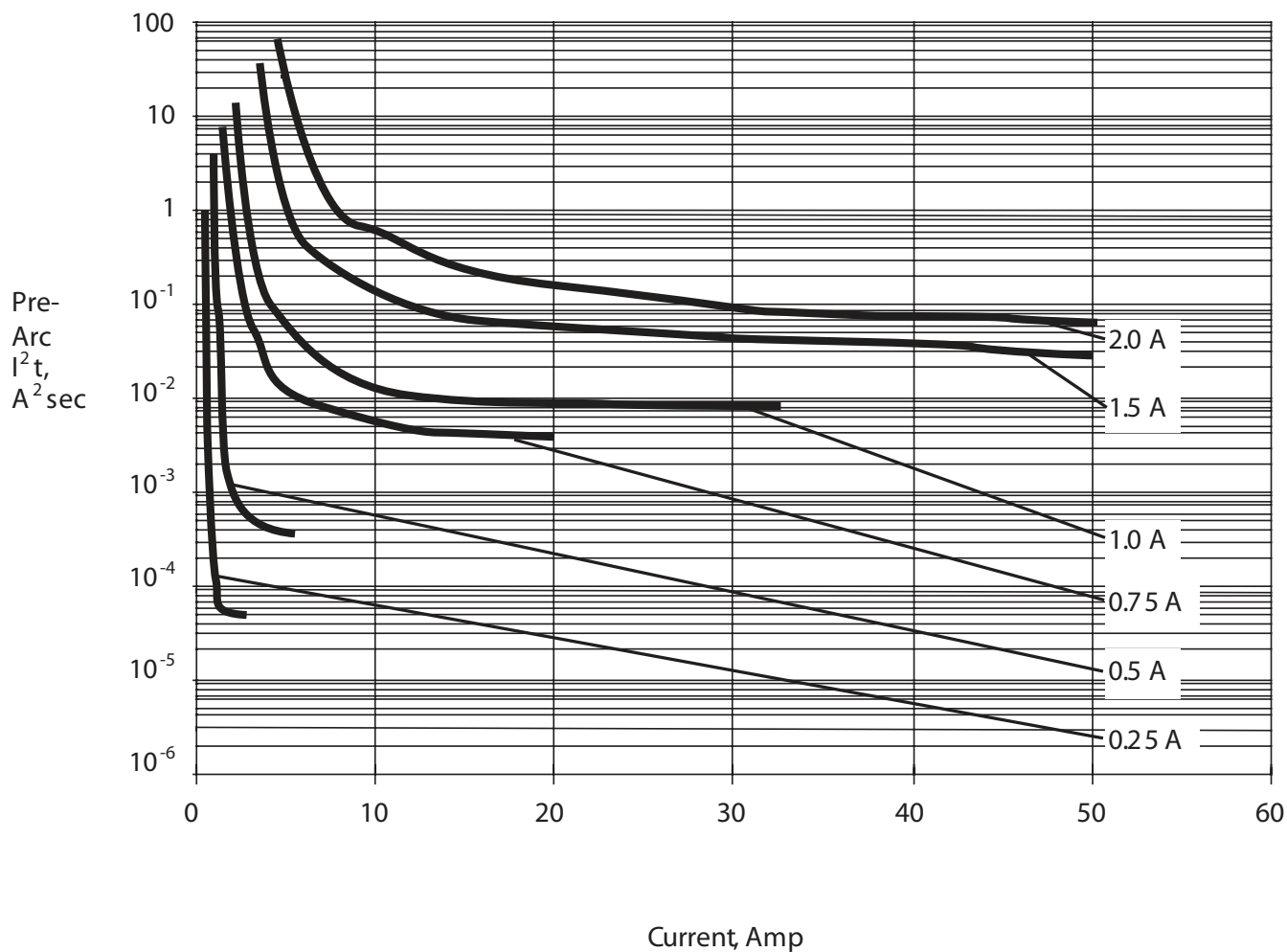
Fuse Time – Current Characteristics
for Type MCF0402E (Typical)



Fast Acting Fuse SMD Thin Film



Fuse Pre-Arc Joule Integrals vs Current
for Type MCF0402E (Typical)

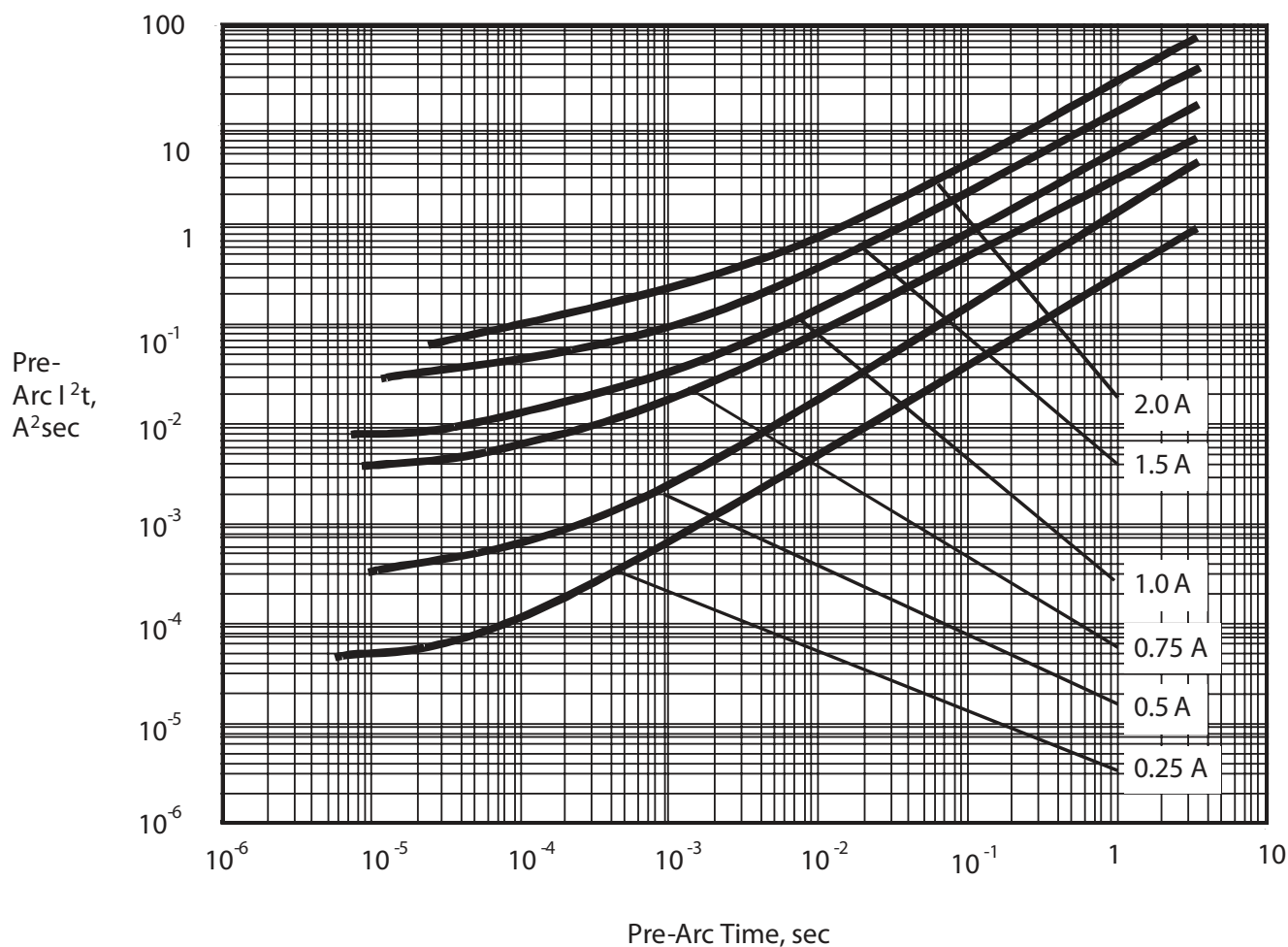


Fast Acting Fuse

SMD Thin Film



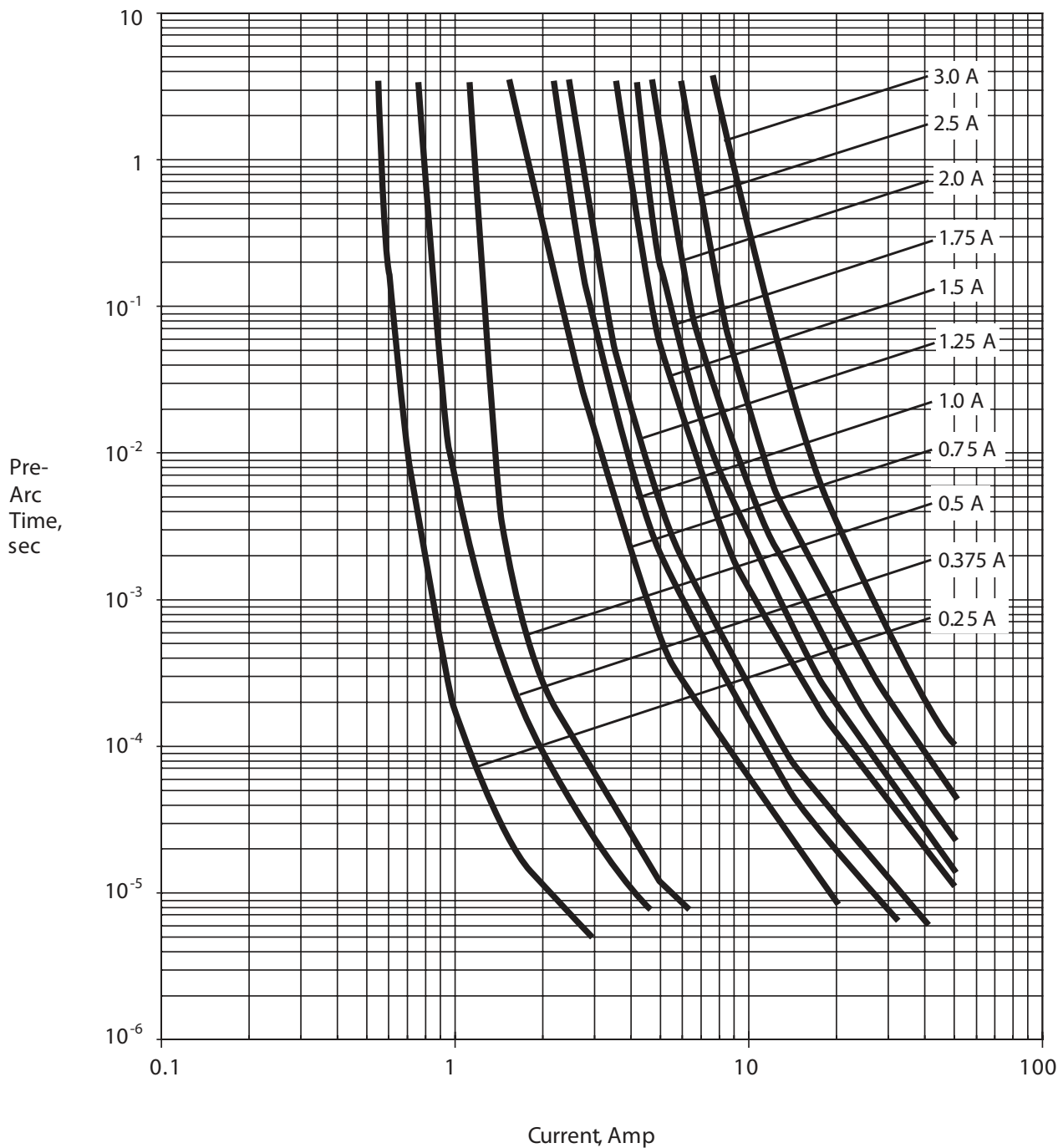
Fuse Pre-Arc Joule Integrals vs Pre-Arc Time
for Type MCF0402E (Typical)



Fast Acting Fuse SMD Thin Film



Fuse Time – Current Characteristics
for Type MCF0603E (Typical)

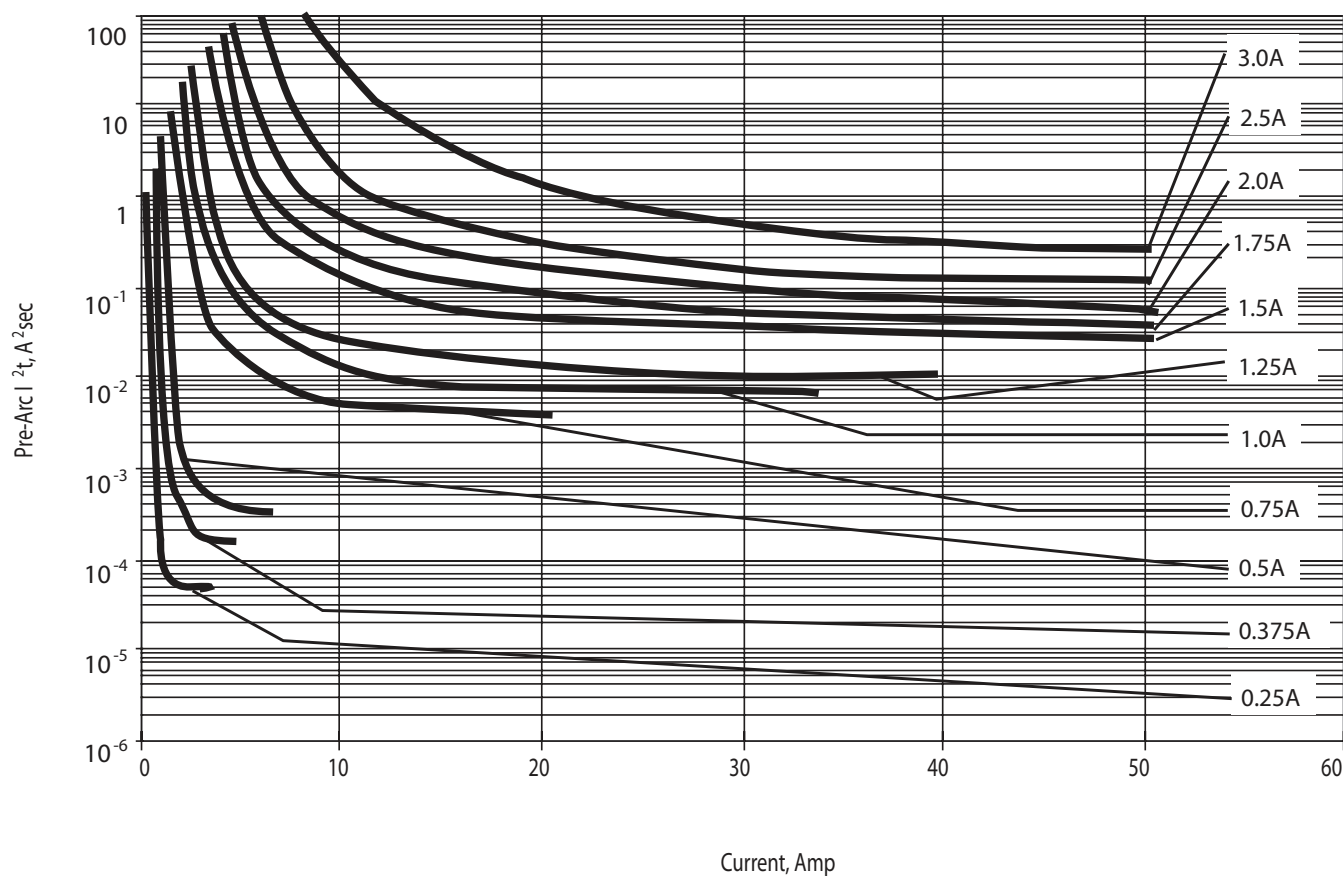


Fast Acting Fuse

SMD Thin Film



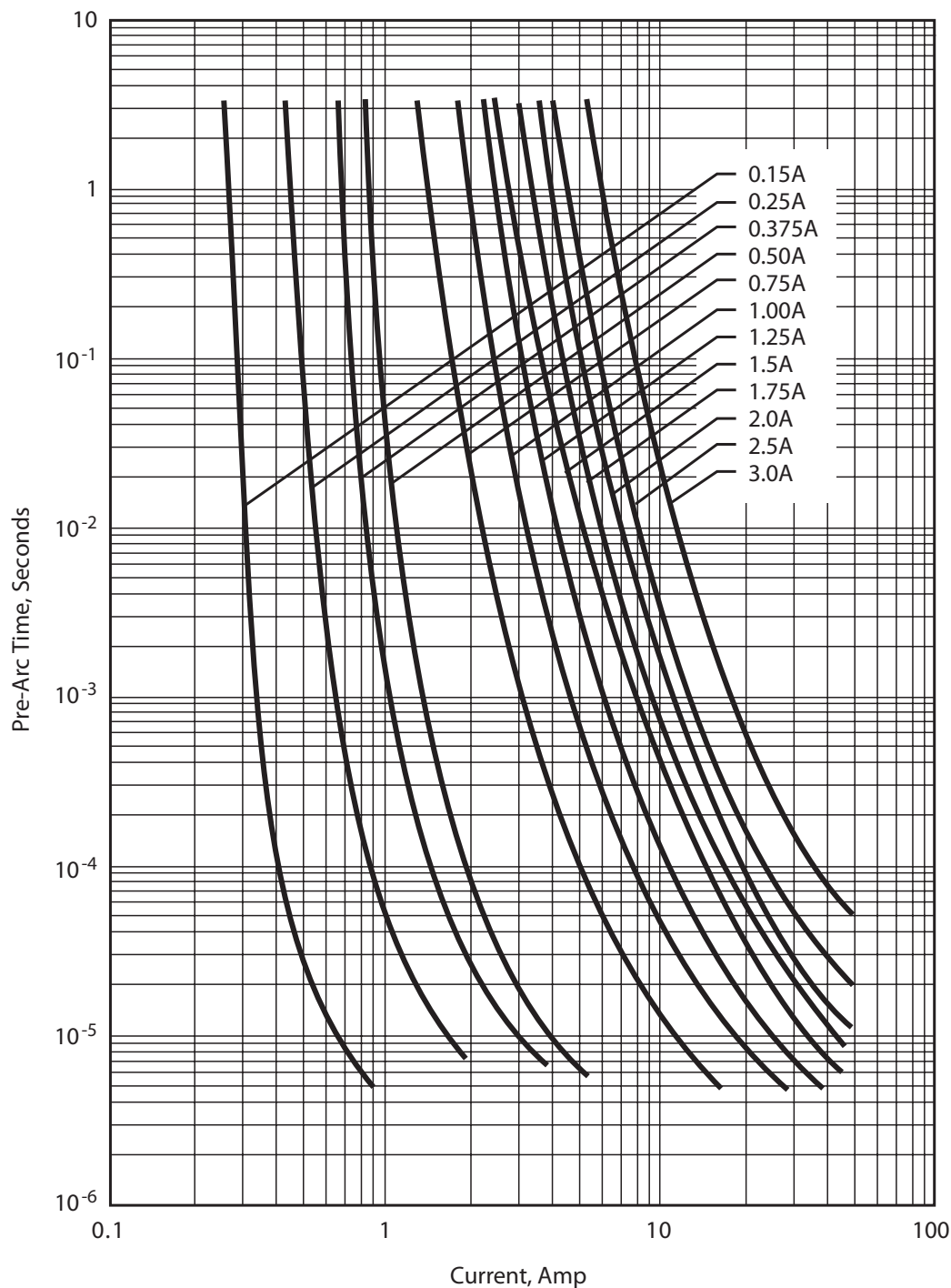
Fuse Pre-Arc Joule Integrals vs Current
for Type MCF0603E (Typical)



Fast Acting Fuse SMD Thin Film



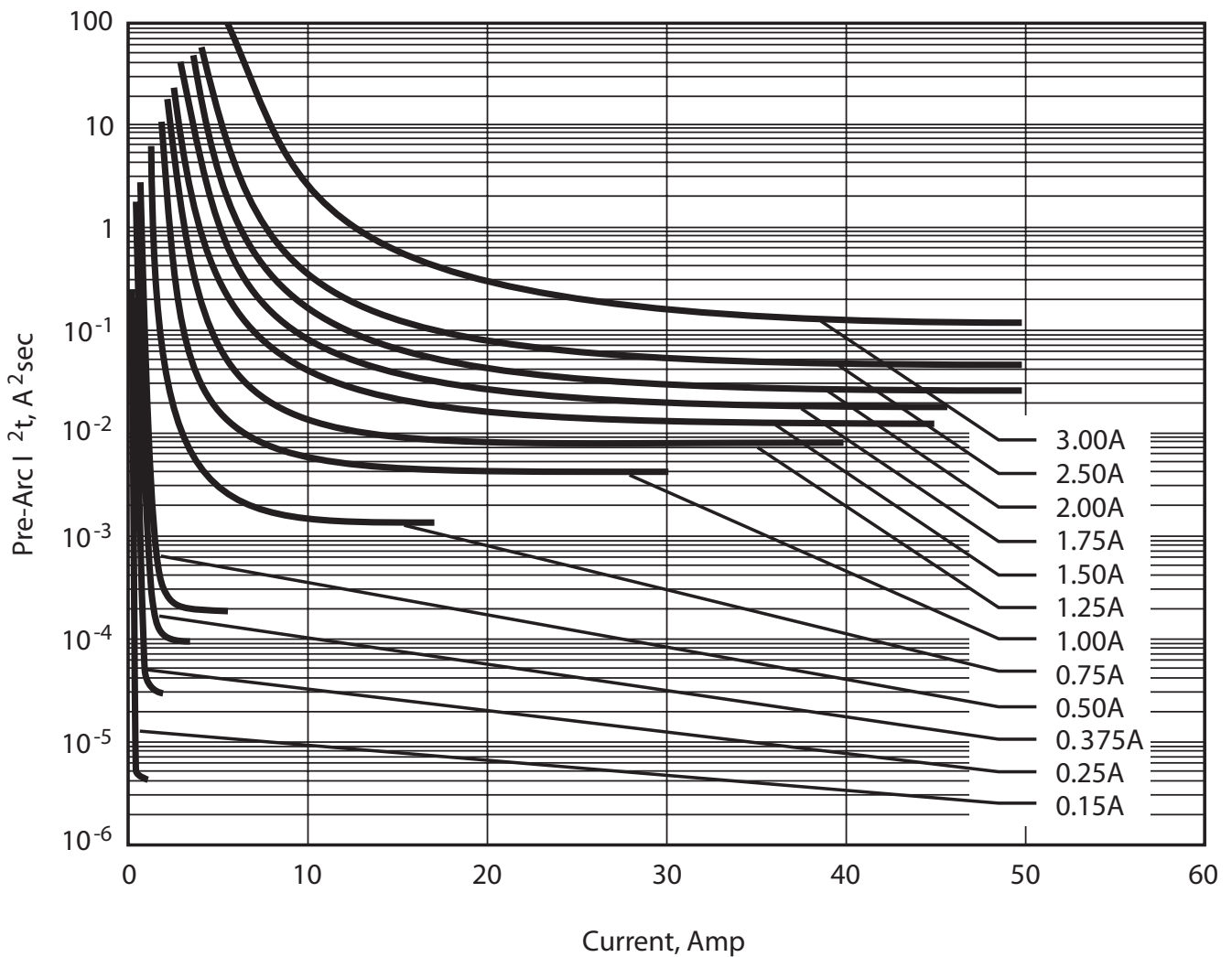
Fuse Time - Current Characteristics
for Type MCF0603C (Typical)



Fast Acting Fuse SMD Thin Film



Fuse Pre-Arc Joule Integrals vs. Current
for Type MCF0603C (Typical)

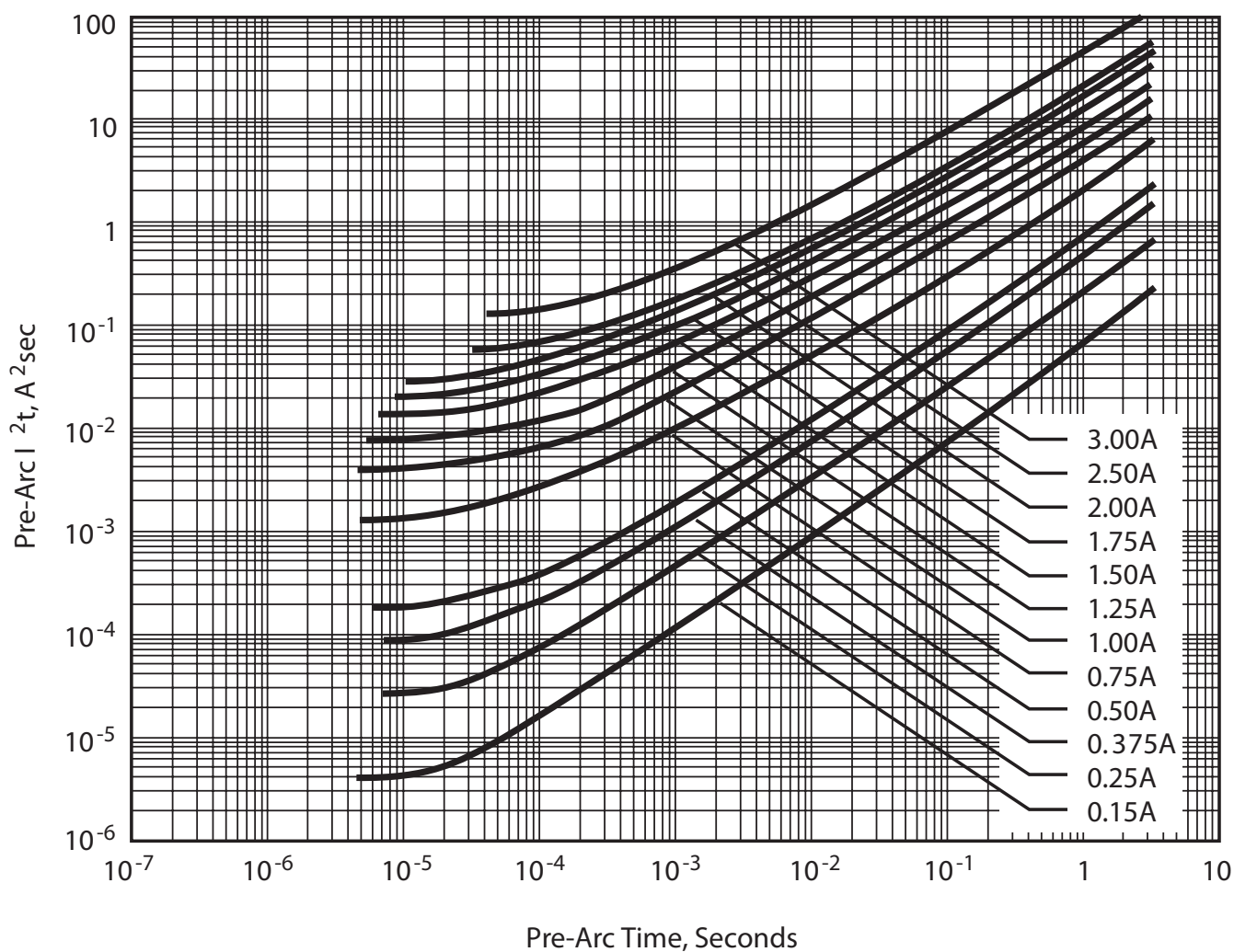


Fast Acting Fuse

SMD Thin Film



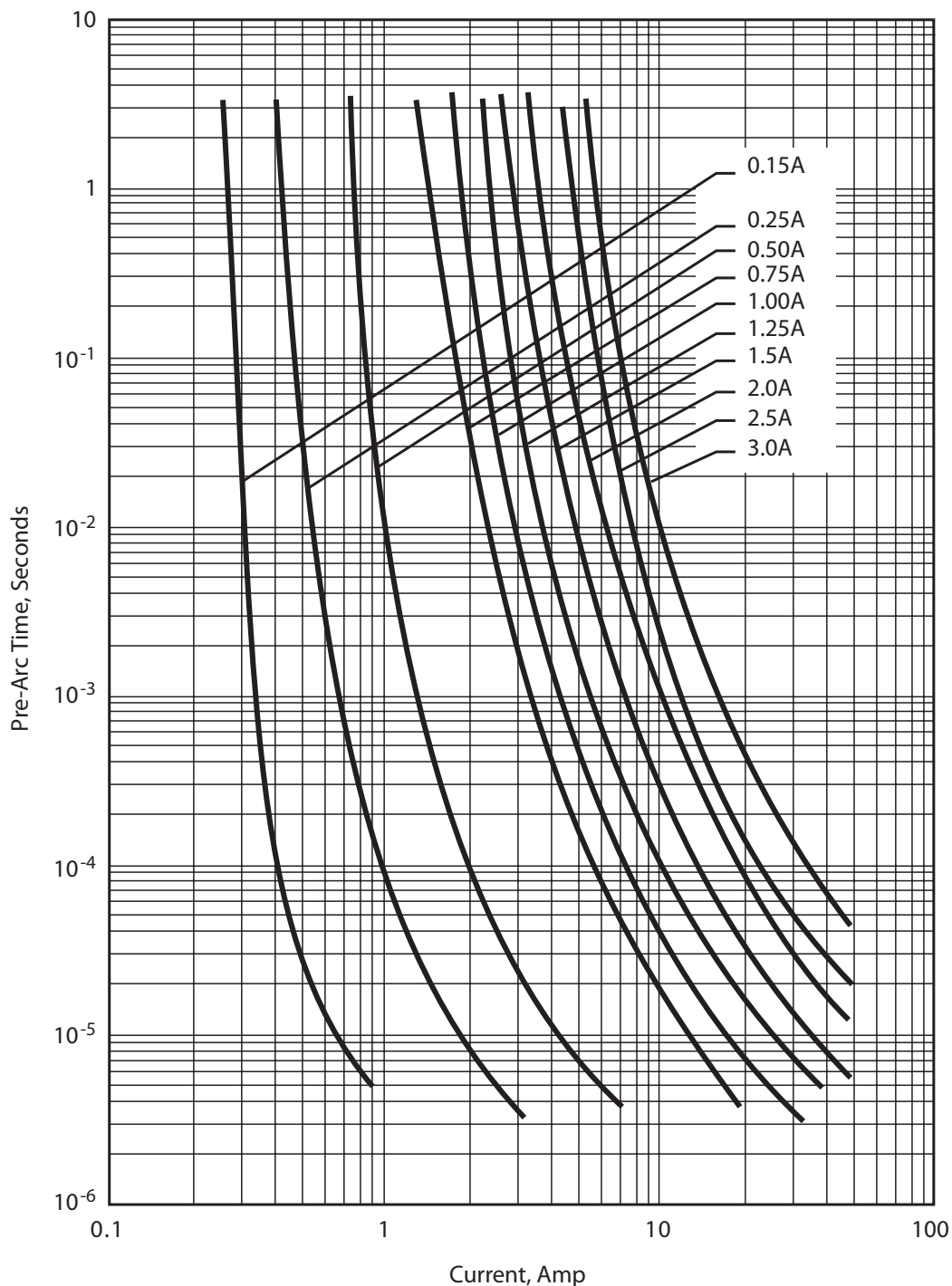
Fuse Pre-Arc Joule Integrals vs. Pre-Arc Time
for Type MCF0603C (Typical)



Fast Acting Fuse SMD Thin Film



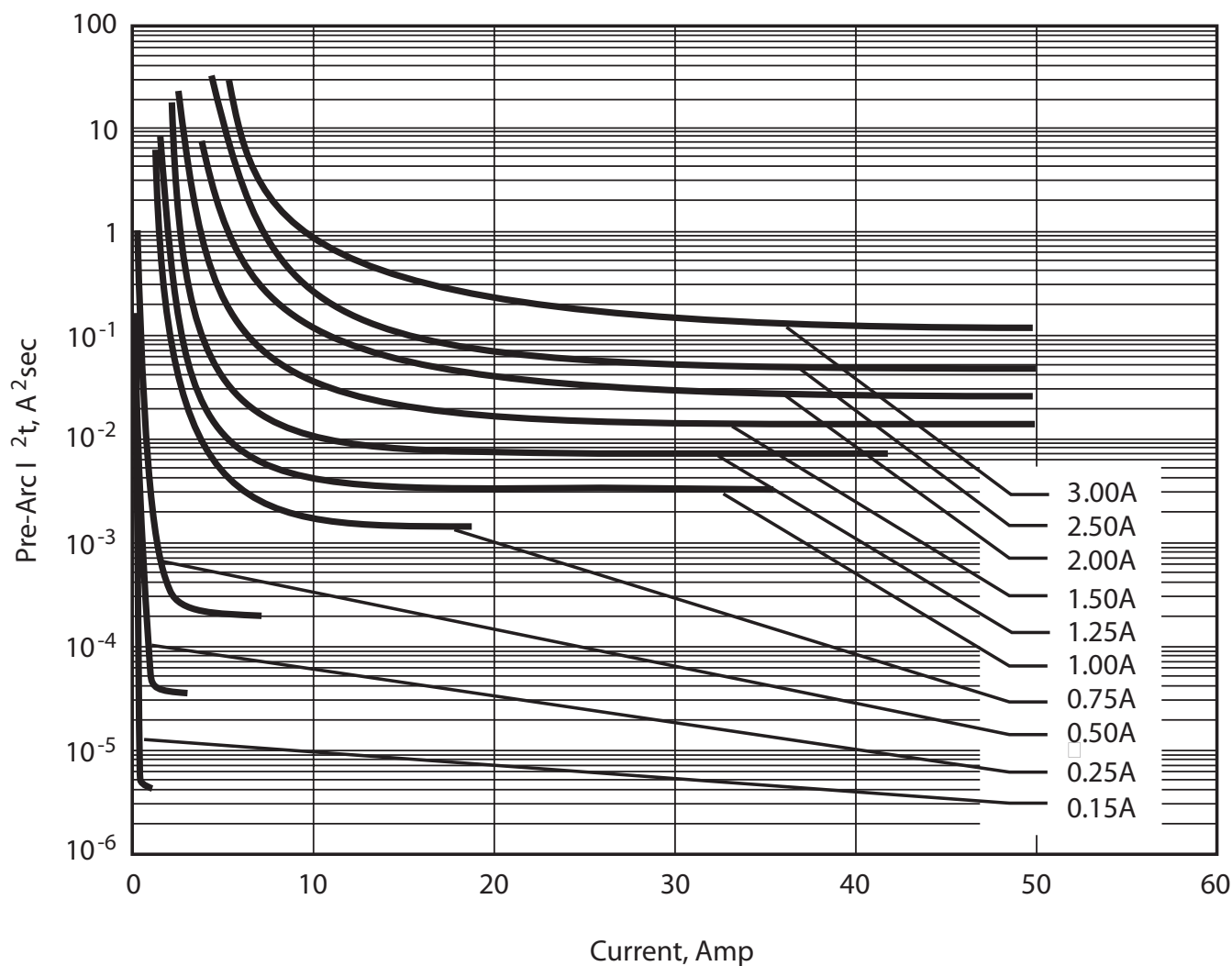
Fuse Time - Current Characteristics
for Types MCF0805B and MCF1206B (Typical)



Fast Acting Fuse SMD Thin Film



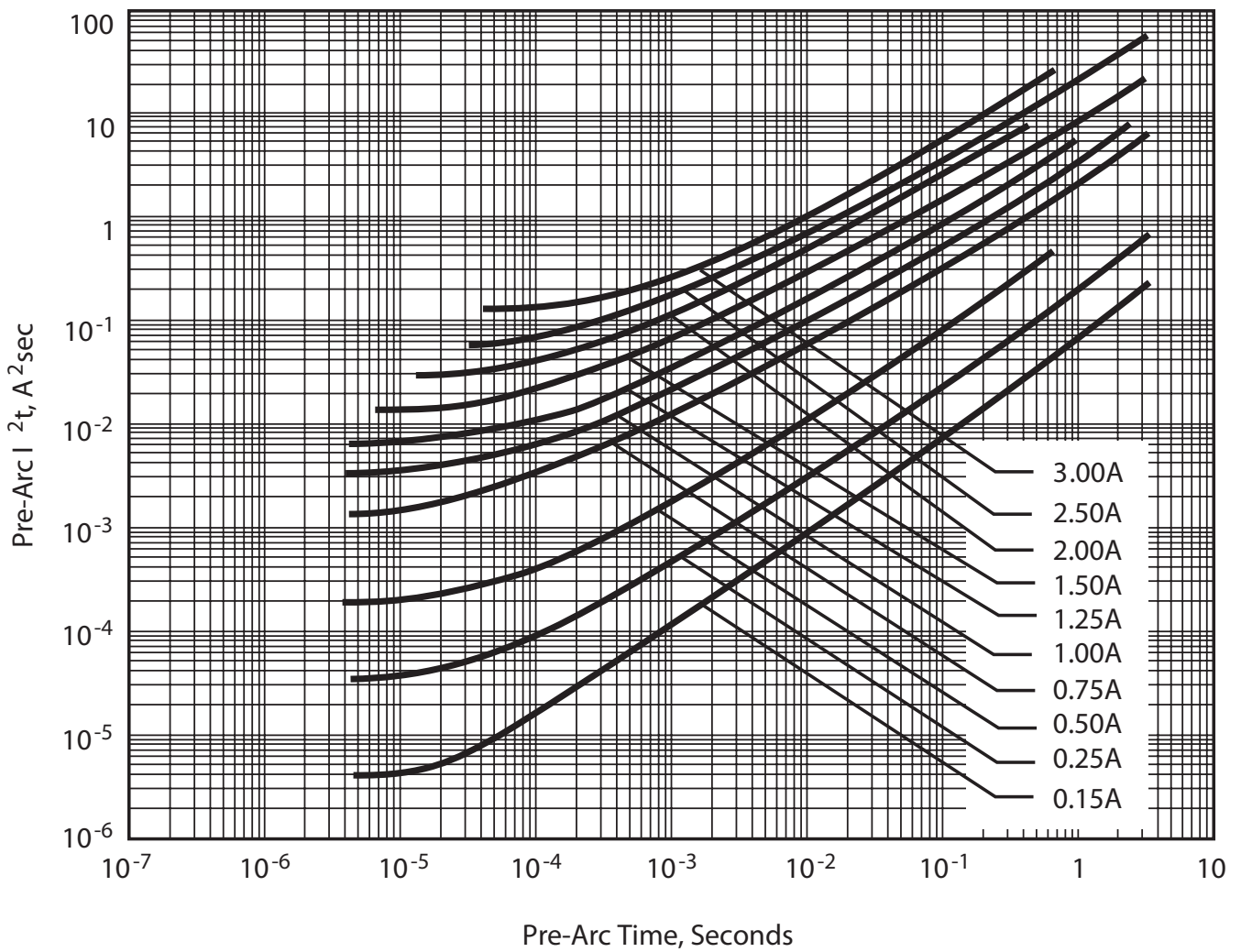
Fuse Pre-Arc Joule Integrals vs. Current Time
for Types MCF0805B and MCF1206B (Typical)



Fast Acting Fuse SMD Thin Film



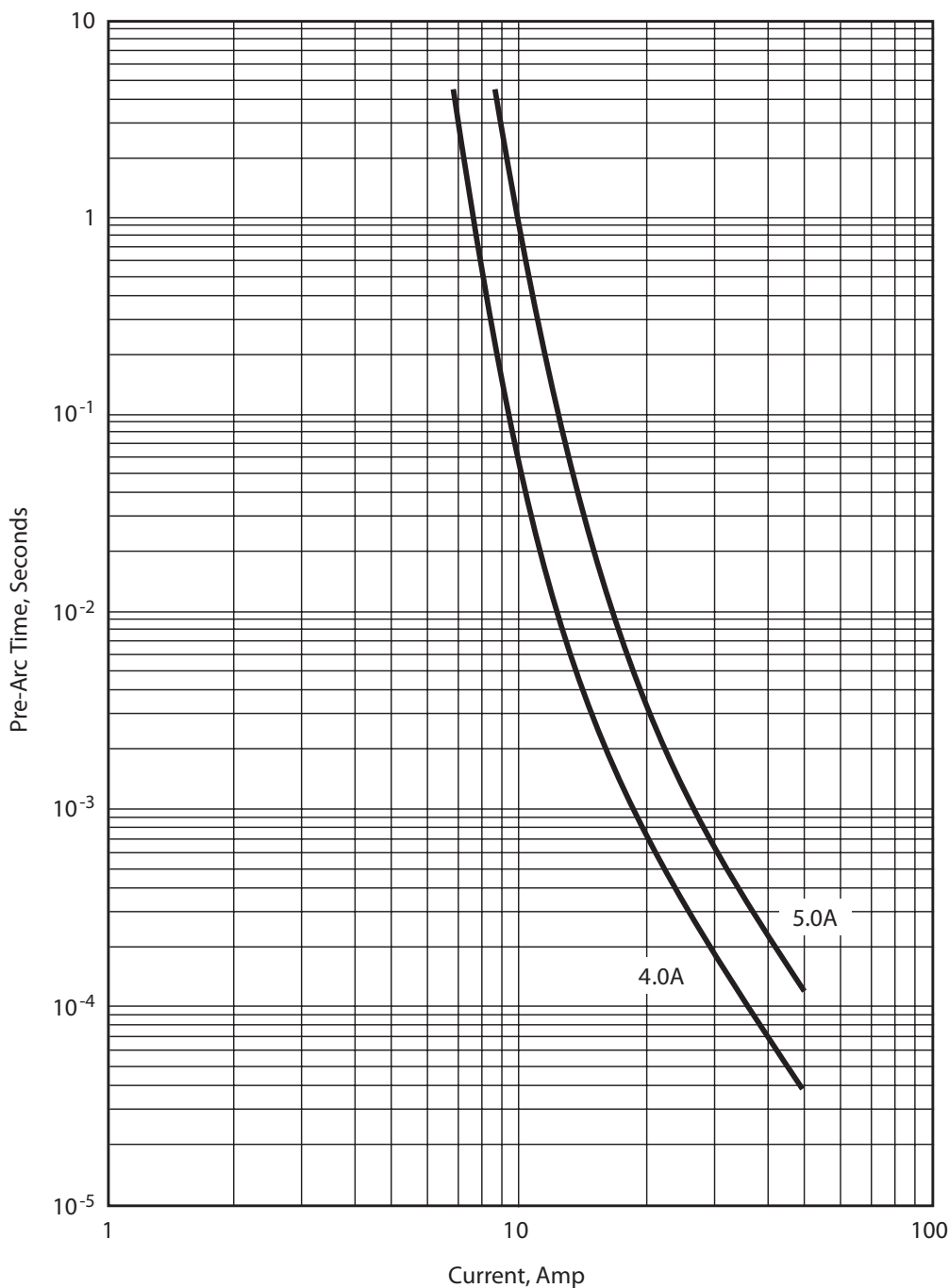
Fuse Pre-Arc Joule Integrals vs. Pre-Arc Time
for Types MCF0805B and MCF1206B (Typical)



Fast Acting Fuse SMD Thin Film



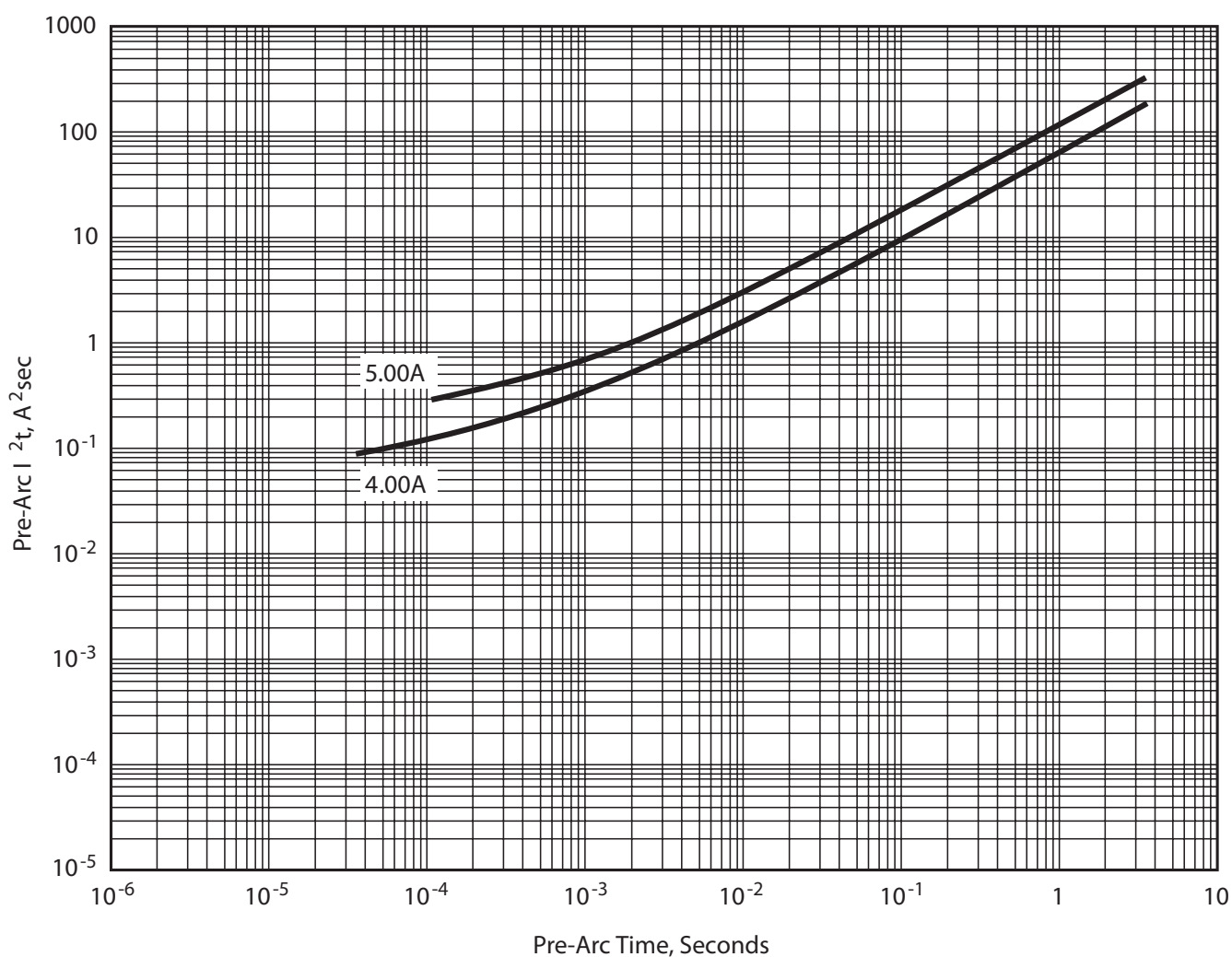
Fuse Time - Current Characteristics
for Type MCF0612D (Typical)



Fast Acting Fuse SMD Thin Film



Fuse Pre-Arc Joule Integrals vs. Pre-Arc Time
for Type MCF0612D (Typical)

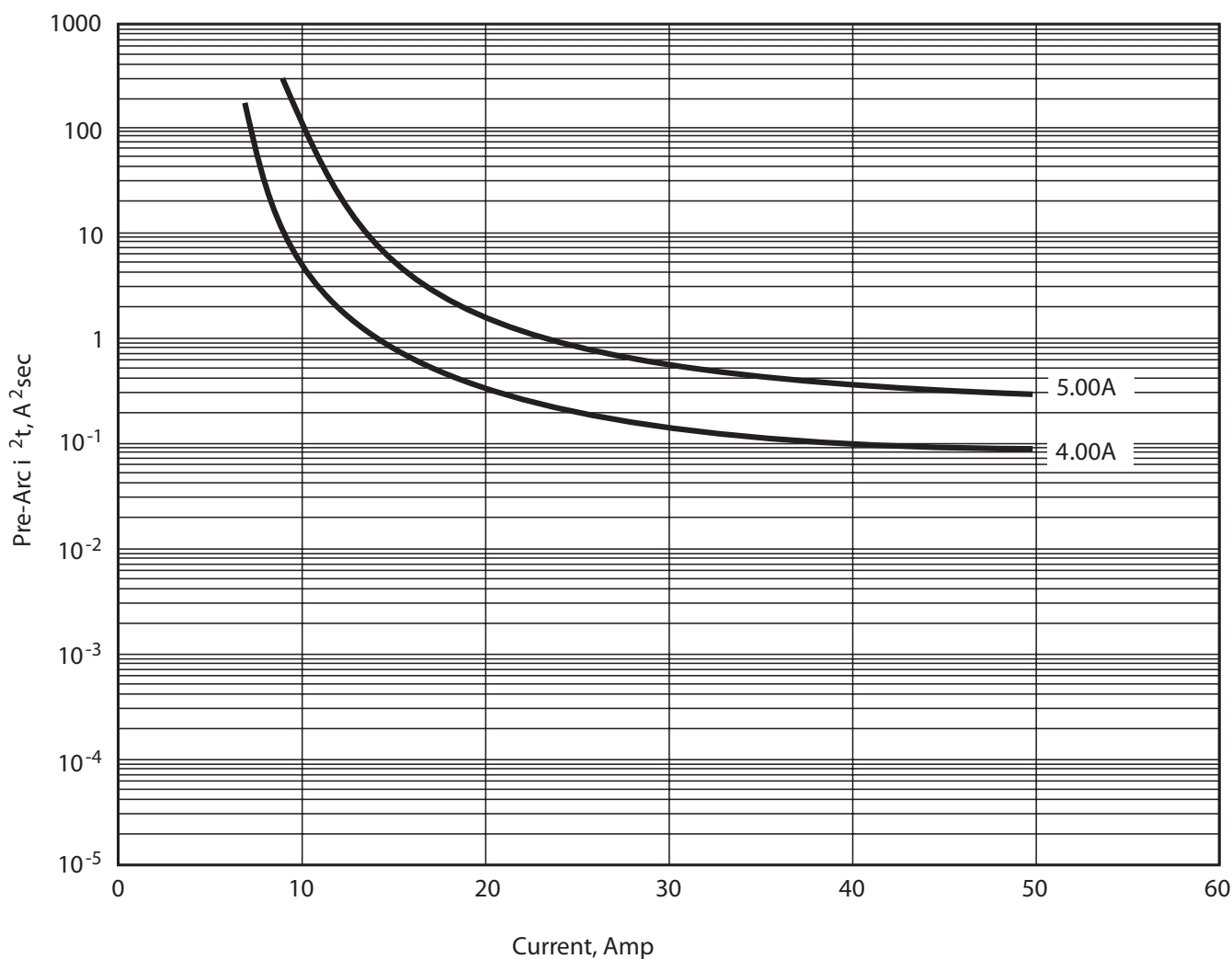


Fast Acting Fuse

SMD Thin Film



Fuse Pre-Arc Joule Integrals vs. Current
for Type MCF0612D (Typical)



Fast Acting Fuse

SMD Thin Film



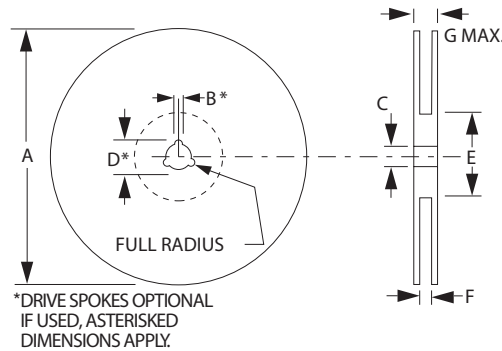
Packaging

Automatic Insertion Packaging

Tape & Reel: All tape and reel specifications are in compliance with EIA 481-1

8mm carrier

Reeled quantities: Reels of 3,000 or 10,000 pieces
(for MCF0402: 5,000 or 20,000 pieces)

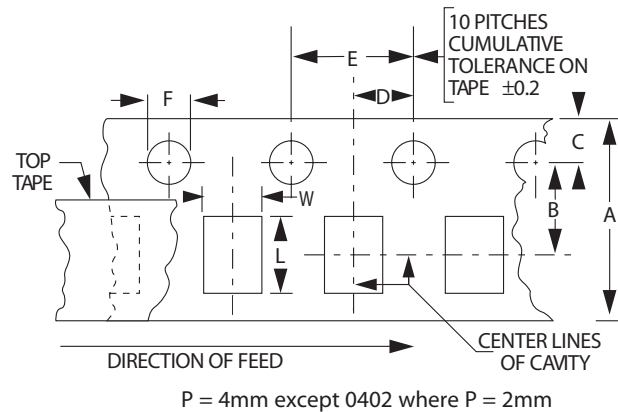


Reel Dimensions:

A(1)	B*	C	D*	E	F	G
180 + 1.0 (7.087 + 0.039)	1.5 min. (0.059 min.)	13 ± 0.2 (0.512 ± 0.008)	20.2 min. (0.795 min.)	50 min. (1.969 min.)	9.4 ± 1.5 (0.370 ± 0.050)	14.4 max. (0.567 max.)

Metric dimensions will govern.
Inch measurements rounded for reference only.
(1) 330mm (13 inch) reels are available.

Dimensions: Millimeter (Inch)



Carrier Dimensions:

A	B	C	D	E	F
8.0 ± 0.3 (0.315 ± 0.012)	3.5 ± 0.05 (0.138 ± 0.002)	1.75 ± 0.1 (0.069 ± 0.004)	2.0 ± 0.05 (0.079 ± 0.002)	4.0 ± 0.1 (0.157 ± 0.004)	1.5 ^{+0.1} (0.059 ^{+0.004})

Note: The nominal dimensions of the component compartment (W,L) are derived from the component size.

Dimensions: Millimeter (Inch)



Fast Acting Fuse

SMD Thin Film



Part Number Table

Description	Part Number
Fuse, SMD, 0402, 0.25A	MCF0402E0R25FSTR
Fuse, SMD, 0402, 0.5A	MCF0402E0R50FSTR
Fuse, SMD, 0402, 0.75A	MCF0402E0R75FSTR
Fuse, SMD, 0402, 1A	MCF0402E1R00FSTR
Fuse, SMD, 0402, 1.25A	MCF0402E1R25FSTR
Fuse, SMD, 0402, 1.5A	MCF0402E1R50FSTR
Fuse, SMD, 0402, 2A	MCF0402E2R00FSTR
Fuse, SMD, 0603, 0.25A	MCF0603E0R25FSTR
Fuse, SMD, 0603, 0.5A	MCF0603E0R50FSTR
Fuse, SMD, 0603, 0.75A	MCF0603E0R75FSTR
Fuse, SMD, 0603, 1A	MCF0603E1R00FSTR
Fuse, SMD, 0603, 1.25A	MCF0603E1R25FSTR
Fuse, SMD, 0603, 1.5A	MCF0603E1R50FSTR
Fuse, SMD, 0603, 2A	MCF0603E2R00FSTR
Fuse, SMD, 0805, 0.25A	MCF0805B0R25FSTR
Fuse, SMD, 0805, 0.5A	MCF0805B0R50FSTR
Fuse, SMD, 0805, 0.75A	MCF0805B0R75FSTR
Fuse, SMD, 0805, 1A	MCF0805B1R00FSTR
Fuse, SMD, 0805, 1.25A	MCF0805B1R25FSTR
Fuse, SMD, 0805, 1.5A	MCF0805B1R50FSTR
Fuse, SMD, 0805, 2A	MCF0805B2R00FSTR
Fuse, SMD, 0805, 2.5A	MCF0805B2R50FSTR
Fuse, SMD, 0805, 3A	MCF0805B3R00FSTR
Fuse, SMD, 1206, 0.20A	MCF1206B0R20FSTR
Fuse, SMD, 1206, 0.5A	MCF1206B0R50FSTR
Fuse, SMD, 1206, 1A	MCF1206B1R00FSTR
Fuse, SMD, 1206, 1.5A	MCF1206B1R50FSTR
Fuse, SMD, 1206, 2A	MCF1206B2R00FSTR
Fuse, SMD, 1206, 2.5A	MCF1206B2R50FSTR
Fuse, SMD, 1206, 3A	MCF1206B3R00FSTR
Fuse, SMD, 0612, 4A	MCF0612D4R00FSTR
Fuse, SMD, 0612, 5A	MCF0612D5R00FSTR

Important Notice : This data sheet and its contents (the "Information") belong to the members of the Premier Farnell group of companies (the "Group") or are licensed to it. No licence is granted for the use of it other than for information purposes in connection with the products to which it relates. No licence of any intellectual property rights is granted. The Information is subject to change without notice and replaces all data sheets previously supplied. The Information supplied is believed to be accurate but the Group assumes no responsibility for its accuracy or completeness, any error in or omission from it or for any use made of it. Users of this data sheet should check for themselves the Information and the suitability of the products for their purpose and not make any assumptions based on information included or omitted. Liability for loss or damage resulting from any reliance on the Information or use of it (including liability resulting from negligence or where the Group was aware of the possibility of such loss or damage arising) is excluded. This will not operate to limit or restrict the Group's liability for death or personal injury resulting from its negligence. Multicomp is the registered trademark of the Group. © Premier Farnell plc 2012.

