


Base strip - MCD 1,5/12-G1-3,81 - 1843172

Please be informed that the data shown in this PDF Document is generated from our Online Catalog. Please find the complete data in the user's documentation. Our General Terms of Use for Downloads are valid (<http://phoenixcontact.com/download>)



Header, Nominal current: 8 A, Rated voltage (III/2): 160 V, Number of positions: 12, Pitch: 3.81 mm, Color: green, Contact surface: Tin, Mounting: Wave soldering, In combination with MCV plug components, both an MCVW and an MCVR plug must be used.

The figure shows a 10-pos. version with 20 contacts

Product Features

- Without offset levels, for flush installation on the front of devices
- Low-profile double-level pin strips with high contact density
- Plug-in direction parallel to the PCB



Key Commercial Data

Packing unit	1 pc
GTIN	4 017918 112363
Weight per Piece (excluding packing)	14.84 g
Custom tariff number	85366990
Country of origin	Germany

Technical data

Dimensions

Length	21.9 mm
Pitch	3.81 mm
Dimension a	41.91 mm
Width	47.11 mm
Constructional height	22.7 mm
Height	26.2 mm

Base strip - MCD 1,5/12-G1-3,81 - 1843172

Technical data

Dimensions

Length of the solder pin	3.5 mm
Pin dimensions	0,8 x 0,8 mm
Hole diameter	1.2 mm

General

Range of articles	MCD 1,5/...-G1
Insulating material group	I
Rated surge voltage (III/3)	2.5 kV
Rated surge voltage (III/2)	2.5 kV
Rated surge voltage (II/2)	2.5 kV
Rated voltage (III/3)	160 V
Rated voltage (III/2)	160 V
Rated voltage (II/2)	320 V
Connection in acc. with standard	EN-VDE
Nominal current I _N	8 A
Maximum load current	8 A
Insulating material	PA
Flammability rating according to UL 94	V0
Color	green
Number of positions	12

Standards and Regulations

Connection in acc. with standard	EN-VDE
	CSA
Flammability rating according to UL 94	V0

Classifications

eCl@ss

eCl@ss 4.0	272607xx
eCl@ss 4.1	27260701
eCl@ss 5.0	27260701
eCl@ss 5.1	27260701
eCl@ss 6.0	27260704
eCl@ss 7.0	27440402
eCl@ss 8.0	27440402
eCl@ss 9.0	27440402

Base strip - MCD 1,5/12-G1-3,81 - 1843172

Classifications

ETIM

ETIM 3.0	EC001121
ETIM 4.0	EC002637
ETIM 5.0	EC002637

UNSPSC

UNSPSC 6.01	30211810
UNSPSC 7.0901	39121409
UNSPSC 11	39121409
UNSPSC 12.01	39121409
UNSPSC 13.2	39121409

Approvals

Approvals


Approvals


CSA / VDE Gutachten mit Fertigungsüberwachung / IECEx CB Scheme / cUL Recognized / CCA / EAC / cULus Recognized / EAC

Ex Approvals

Approvals submitted

Approval details


CSA 		
	B	D
Nominal current I _N	8 A	8 A
Nominal voltage U _N	300 V	300 V


VDE Gutachten mit Fertigungsüberwachung 	
Nominal current I _N	8 A

Base strip - MCD 1,5/12-G1-3,81 - 1843172

Approvals

Nominal voltage UN	160 V
--------------------	-------

IECEE CB Scheme 	
Nominal current IN	8 A
Nominal voltage UN	160 V

cUL Recognized 		
	B	D
Nominal current IN	8 A	8 A
Nominal voltage UN	300 V	300 V

CCA	
Nominal current IN	8 A
Nominal voltage UN	160 V

EAC

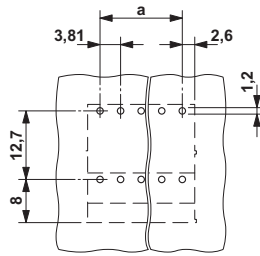
cULus Recognized		
	B	D
Nominal current IN	8 A	8 A
Nominal voltage UN	300 V	300 V

EAC

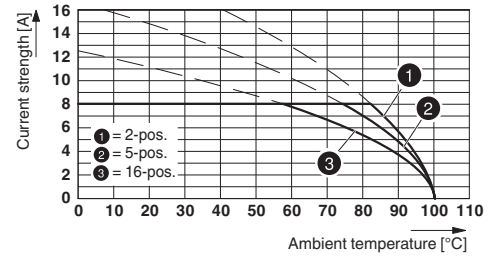
Drawings

Base strip - MCD 1,5/12-G1-3,81 - 1843172

Drilling diagram



Diagram



Type: MC 1,5/...-ST-3,81 with MCD 1,5/...-G1-3,81

Dimensional drawing

