

# Blue LED, Through Hole, 20mA, 3.5V, 473nm

**multicomp** PRO

**RoHS  
Compliant**



## Absolute Maximum Ratings $T_A = 25^\circ\text{C}$

Power Dissipation	: 120mW (Max.)
Peak Forward Current (1/10 Duty Cycle, 0.1ms Pulse Width)	: 100mA (Max.)
Continuous Forward Current	: 30mA (Max.)
Derating Linear From 50	: 0.4mA / ° (Max.)
Reverse Voltage	: 5V (Max.)
Operating Temperature Range	: -25°C to +80°C
Storage Temperature Range	: -40°C to +100°C
Lead Soldering Temperature (4mm [0.157"] from Body)	: 260° for 5 Seconds

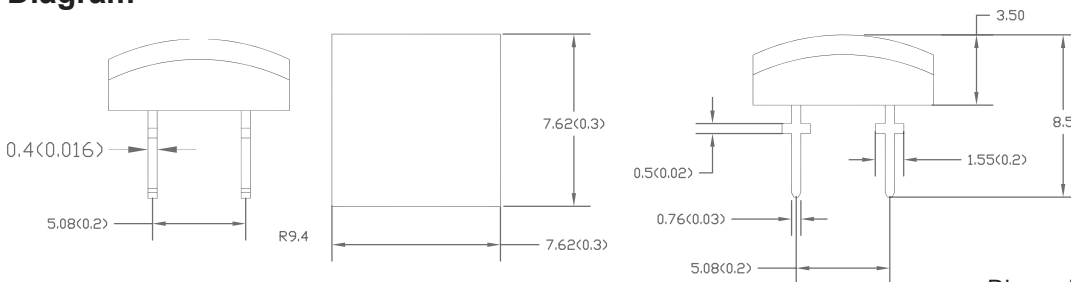
## Electrical Optical Characteristics $T_A = 25^\circ\text{C}$

Parameter	Symbol	Min.	Typ.	Max.	Unit	Test Condition
Luminous Intensity	$I_v$	-	300	-	MCD	$I_f = 20\text{mA}$ (Note 1)
Viewing Angle	$2\theta_{1/2}$	-	140	-	Deg.	(Note 2)
Peak Emission Wavelength	$\lambda_p$	-	470	-	nm	$I_f = 20\text{mA}$
Dominant Wavelength	$\lambda_d$	-	468	473	nm	$I_f = 20\text{mA}$ (Note 3)
Spectral Line Half-Width	$\lambda$	-	25	-	nm	$I_f = 20\text{mA}$
Forward Voltage	$V_f$	-	3.5	4	V	$I_f = 20\text{mA}$
Reverse Current	$I_R$	-	-	100	$\mu\text{A}$	$V_R = 5\text{V}$

### Notes:

- Luminous intensity is measured with a light sensor and filter combination that approximates the CIE eye-response curve.
- $\theta_{1/2}$  is the off-axis angle at which the luminous intensity is half the axial Luminous intensity
- The dominant wavelength ( $\lambda_d$ ) is derived from the CIE Chromaticity diagram and represents the single wavelength which defines the colour of the device.

### Diagram



Dimensions : Inches (Millimetres)  
Tolerance  $\pm 0.25\text{mm}$  (0.01")

Newark.com/multicomp-pro  
Farnell.com/multicomp-pro  
Element14.com/multicomp-pro

**multicomp** PRO

# Blue LED, Through Hole, 20mA, 3.5V, 473nm

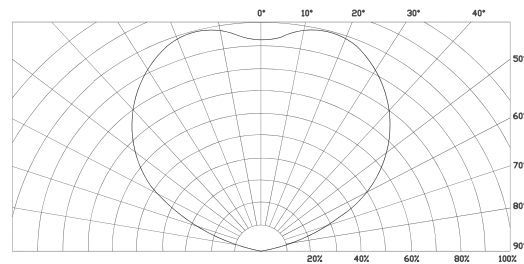
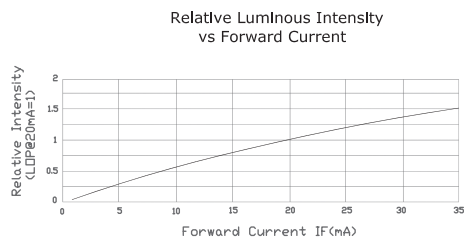
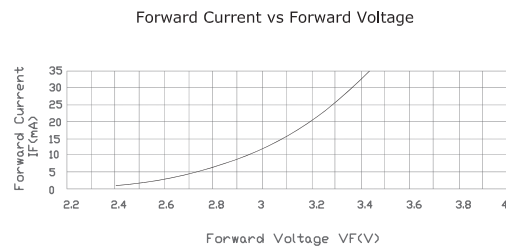
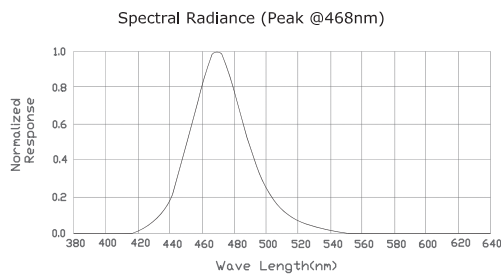


Chip Material	Lens Colour	Source Colour
InGaN	Water Clear	Blue

**Notes:**

1. Protruded resin under flange is 1mm (0.04") Max.
2. Lead spacing is measured where the leads emerge from the package.

## Typical Electrical / Optical Characteristics Curves



## Part Number Table

Description	Part Number
Blue LED, Through Hole, 20mA, 3.5V, 473nm	MC24178

**Important Notice :** This data sheet and its contents (the "Information") belong to the members of the AVNET group of companies (the "Group") or are licensed to it. No licence is granted for the use of it other than for information purposes in connection with the products to which it relates. No licence of any intellectual property rights is granted. The Information is subject to change without notice and replaces all data sheets previously supplied. The Information supplied is believed to be accurate but the Group assumes no responsibility for its accuracy or completeness, any error in or omission from it or for any use made of it. Users of this data sheet should check for themselves the Information and the suitability of the products for their purpose and not make any assumptions based on information included or omitted. Liability for loss or damage resulting from any reliance on the Information or use of it (including liability resulting from negligence or where the Group was aware of the possibility of such loss or damage arising) is excluded. This will not operate to limit or restrict the Group's liability for death or personal injury resulting from its negligence. Multicomp Pro is the registered trademark of Premier Farnell Limited 2019.

Newark.com/multicomp-pro  
 Farnell.com/multicomp-pro  
 Element14.com/multicomp-pro

