

## Printed-circuit board connector - MC 1,5/ 6-ST-5,08 - 1836118

Please be informed that the data shown in this PDF Document is generated from our Online Catalog. Please find the complete data in the user's documentation. Our General Terms of Use for Downloads are valid (<http://phoenixcontact.com/download>)

Plug component, Nominal current: 8 A, Rated voltage (III/2): 320 V, Number of positions: 6, Pitch: 5.08 mm, Connection method: Screw connection with tension sleeve, Color: green, Contact surface: Tin




The figure shows a 10-position version of the product

### Product Features

- Plug-in direction parallel to the conductor axis
- Low design height of the MC 1,5 plug range
- ST1 version with plug-in area moved to the bottom, lies flush with the bottom edge of the housing
- High dielectric strength of up to 320 V according to III/2
- Individual position coding by removing the coding tab and connecting the coding profile to the header



### Key Commercial Data

Packing unit	1 pc
GTIN	 4 017918 110987
Weight per Piece (excluding packing)	4.89 g
Custom tariff number	85366990
Country of origin	United States

### Technical data

#### Dimensions

Height	11.1 mm
Pitch	5.08 mm
Dimension a	25.4 mm

#### General

# Printed-circuit board connector - MC 1,5/ 6-ST-5,08 - 1836118

## Technical data

### General

Range of articles	MC 1,5/...-ST
Insulating material group	I
Rated surge voltage (III/3)	4 kV
Rated surge voltage (III/2)	4 kV
Rated surge voltage (II/2)	4 kV
Rated voltage (III/3)	250 V
Rated voltage (III/2)	320 V
Rated voltage (II/2)	400 V
Connection in acc. with standard	EN-VDE
Nominal current $I_N$	8 A
Nominal cross section	1.5 mm <sup>2</sup>
Maximum load current	8 A (with 1.5 mm <sup>2</sup> conductor cross section)
Insulating material	PA
Flammability rating according to UL 94	V0
Internal cylindrical gage	A1
Stripping length	7 mm
Number of positions	6
Screw thread	M2
Tightening torque, min	0.22 Nm
Tightening torque max	0.25 Nm

### Connection data

Conductor cross section solid min.	0.14 mm <sup>2</sup>
Conductor cross section solid max.	1.5 mm <sup>2</sup>
Conductor cross section flexible min.	0.14 mm <sup>2</sup>
Conductor cross section flexible max.	1.5 mm <sup>2</sup>
Conductor cross section flexible, with ferrule without plastic sleeve min.	0.25 mm <sup>2</sup>
Conductor cross section flexible, with ferrule without plastic sleeve max.	1.5 mm <sup>2</sup>
Conductor cross section flexible, with ferrule with plastic sleeve min.	0.25 mm <sup>2</sup>
Conductor cross section flexible, with ferrule with plastic sleeve max.	0.5 mm <sup>2</sup>
Conductor cross section AWG min.	28
Conductor cross section AWG max.	16
2 conductors with same cross section, solid min.	0.08 mm <sup>2</sup>
2 conductors with same cross section, solid max.	0.5 mm <sup>2</sup>
2 conductors with same cross section, stranded min.	0.08 mm <sup>2</sup>
2 conductors with same cross section, stranded max.	0.75 mm <sup>2</sup>
2 conductors with same cross section, stranded, ferrules without plastic sleeve, min.	0.25 mm <sup>2</sup>

## Printed-circuit board connector - MC 1,5/ 6-ST-5,08 - 1836118

### Technical data

#### Connection data

2 conductors with same cross section, stranded, ferrules without plastic sleeve, max.	0.34 mm <sup>2</sup>
2 conductors with same cross section, stranded, TWIN ferrules with plastic sleeve, min.	0.5 mm <sup>2</sup>
2 conductors with same cross section, stranded, TWIN ferrules with plastic sleeve, max.	0.5 mm <sup>2</sup>
Minimum AWG according to UL/CUL	30
Maximum AWG according to UL/CUL	14

#### Standards and Regulations

Connection in acc. with standard	EN-VDE
	CSA
Flammability rating according to UL 94	V0

### Classifications

#### eCl@ss

eCl@ss 4.0	272607xx
eCl@ss 4.1	27260701
eCl@ss 5.0	27260701
eCl@ss 5.1	27260701
eCl@ss 6.0	27260704
eCl@ss 7.0	27440402
eCl@ss 8.0	27440309
eCl@ss 9.0	27440309

#### ETIM

ETIM 3.0	EC001121
ETIM 4.0	EC002638
ETIM 5.0	EC002638

#### UNSPSC

UNSPSC 6.01	30211810
UNSPSC 7.0901	39121409
UNSPSC 11	39121409
UNSPSC 12.01	39121409
UNSPSC 13.2	39121409

# Printed-circuit board connector - MC 1,5/ 6-ST-5,08 - 1836118

## Approvals

### Approvals

---

#### Approvals

CSA / VDE Gutachten mit Fertigungsüberwachung / IEC60320 CB Scheme / CCA / EAC / cULus Recognized / EAC

---

#### Ex Approvals


---


#### Approvals submitted

---

## Approval details

CSA 		
	B	D
mm <sup>2</sup> /AWG/kcmil	28-16	28-16
Nominal current I <sub>N</sub>	8 A	8 A
Nominal voltage U <sub>N</sub>	300 V	300 V

VDE Gutachten mit Fertigungsüberwachung 	
mm <sup>2</sup> /AWG/kcmil	0.2-1.5
Nominal current I <sub>N</sub>	8 A
Nominal voltage U <sub>N</sub>	250 V

IECEE CB Scheme 	
mm <sup>2</sup> /AWG/kcmil	0.2-1.5
Nominal current I <sub>N</sub>	8 A
Nominal voltage U <sub>N</sub>	250 V

# Printed-circuit board connector - MC 1,5/ 6-ST-5,08 - 1836118

## Approvals

CCA	
mm <sup>2</sup> /AWG/kcmil	0.2-1.5
Nominal current I <sub>N</sub>	8 A
Nominal voltage U <sub>N</sub>	250 V

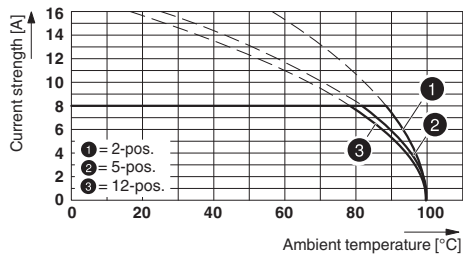
EAC
-----

cULus Recognized		
	B	D
mm <sup>2</sup> /AWG/kcmil	30-14	30-14
Nominal current I <sub>N</sub>	8 A	8 A
Nominal voltage U <sub>N</sub>	300 V	300 V

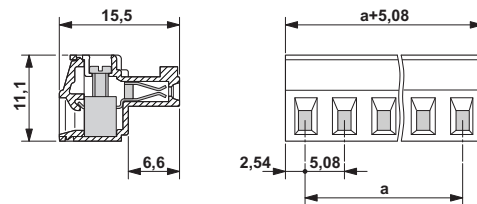
EAC
-----

## Drawings

Diagram



Dimensional drawing



Type: MC 1,5/...-ST-5,08 with MC 1,5/...-G-5,08