


## Base strip - MC 1,5/10-GF-3,81 - 1827949

Please be informed that the data shown in this PDF Document is generated from our Online Catalog. Please find the complete data in the user's documentation. Our General Terms of Use for Downloads are valid (<http://phoenixcontact.com/download>)

Header, Nominal current: 8 A, Rated voltage (III/2): 160 V, Number of positions: 10, Pitch: 3.81 mm, Color: green, Contact surface: Tin, Mounting: Wave soldering



### Product Features

- Low-profile pin strips with compact pitches
- Plug-in direction parallel and vertical to the PCB
- Individual position coding by inserting coding profiles



### Key Commercial Data

Packing unit	1 pc
GTIN	 4 017918 050399
Weight per Piece (excluding packing)	3.83 g
Custom tariff number	85366990
Country of origin	Germany

### Technical data

#### Dimensions

Length	9.2 mm
Pitch	3.81 mm
Dimension a	34.29 mm
Width	48.49 mm
Constructional height	7.25 mm
Height	10.65 mm
Length of the solder pin	3.4 mm
Pin dimensions	0,8 x 0,8 mm

## Base strip - MC 1,5/10-GF-3,81 - 1827949

### Technical data

#### Dimensions

Hole diameter	1.2 mm
---------------	--------

#### General

Range of articles	MC 1,5/...-GF
Insulating material group	IIIa
Rated surge voltage (III/3)	2.5 kV
Rated surge voltage (III/2)	2.5 kV
Rated surge voltage (II/2)	2.5 kV
Rated voltage (III/3)	160 V
Rated voltage (III/2)	160 V
Rated voltage (II/2)	250 V
Connection in acc. with standard	EN-VDE
Nominal current I <sub>N</sub>	8 A
Maximum load current	8 A
Insulating material	PBT
Flammability rating according to UL 94	V0
Color	green
Number of positions	10

#### Standards and Regulations

Connection in acc. with standard	EN-VDE
	CSA
Flammability rating according to UL 94	V0

### Classifications

#### eCl@ss

eCl@ss 4.0	272607xx
eCl@ss 4.1	27260701
eCl@ss 5.0	27260701
eCl@ss 5.1	27260701
eCl@ss 6.0	27260704
eCl@ss 7.0	27440402
eCl@ss 8.0	27440402
eCl@ss 9.0	27440402

#### ETIM

ETIM 3.0	EC001121
----------	----------

# Base strip - MC 1,5/10-GF-3,81 - 1827949

## Classifications

### ETIM

ETIM 4.0	EC002637
ETIM 5.0	EC002637

### UNSPSC

UNSPSC 6.01	30211810
UNSPSC 7.0901	39121409
UNSPSC 11	39121409
UNSPSC 12.01	39121409
UNSPSC 13.2	39121409

## Approvals

### Approvals


#### Approvals


CSA / VDE Gutachten mit Fertigungsüberwachung / IEC60335 CB Scheme / CCA / EAC / cULus Recognized / EAC

#### Ex Approvals

#### Approvals submitted

## Approval details

CSA 		
	B	D
Nominal current I <sub>N</sub>	8 A	8 A
Nominal voltage U <sub>N</sub>	300 V	300 V

VDE Gutachten mit Fertigungsüberwachung 	
Nominal current I <sub>N</sub>	8 A
Nominal voltage U <sub>N</sub>	160 V

# Base strip - MC 1,5/10-GF-3,81 - 1827949

## Approvals

IECEE CB Scheme	
Nominal current I <sub>N</sub>	8 A
Nominal voltage U <sub>N</sub>	160 V

CCA	
Nominal current I <sub>N</sub>	8 A
Nominal voltage U <sub>N</sub>	160 V

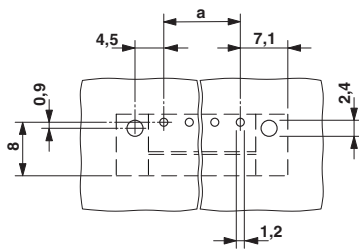
EAC	
-----	--

cULus Recognized		
	B	D
Nominal current I <sub>N</sub>	8 A	8 A
Nominal voltage U <sub>N</sub>	300 V	300 V

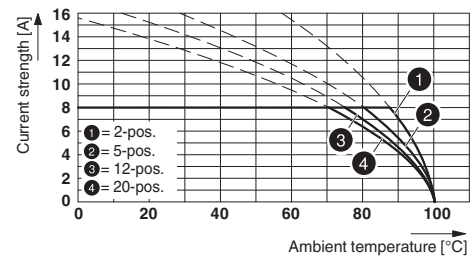
EAC	
-----	--

## Drawings

Drilling diagram



Diagram



Type: MC 1,5/...-STF-3,81 with MC 1,5/...-GF-3,81

## Base strip - MC 1,5/10-GF-3,81 - 1827949

Dimensional drawing

