

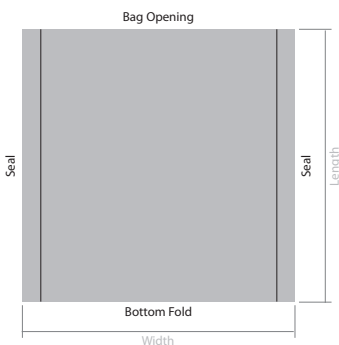
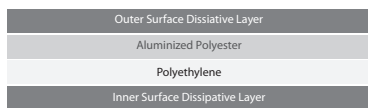


Features:

- Metal "Faraday cage" layer shields products from electric energy inside and prevents static build-up
- Four layer protection guards against charges inside and out
- Semi transparent for easy content identification
- Surface resistance of 10^8 - $10^{11}\Omega$
- Conforms to EIA 625, EIA 541, ANSI/ESD S-20.20
- Suitable for packing electronic products which are sensitive to static.

Additional Notes:

We recommend that all of our static shielding bags be used within 2 years from the date of manufacture. Ideally store this product in its original packaging in a climate-controlled environment where temperature ranges from 21°C -23°C and relative humidity is 45 - 50%.



Construction:

Our static shielding bags are constructed in four layers, consisting of a static dissipative polyester outer layer and a static dissipative polyethylene inner layer with a centre metallised shield layer.

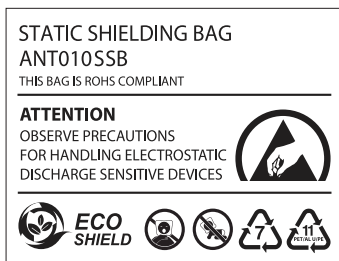
Our bags are manufactured from industry approved polyester and polyethelene laminates. The polyester dielectric works with the metal layer to provide a Faraday effect, the metal layer preventing penetration from damaging electrostatic fields. The specially processed polyethelene keeps tribocharging to a minimum.

Configuration(s):

Our bags are available in custom sizes or in several industry standard sizes. Bags are offered in a 2-seal configuration and bottom fold, with our standard flexo-graphically printed artwork. Please note any bags that are longer than 24" will have a 3rd seal along the bottom edge.

Standard Bag Artwork:

Our static shielding bags are produced with the following sample artwork as standard.



Important Notice: This data sheet and its contents (the "Information") belong to the members of the Premier Farnell group of companies (the "Group") or are licensed to it. No licence is granted for the use of it other than for information purposes in connection with the products to which it relates. No licence of any intellectual property rights is granted. The Information is subject to change without notice and replaces all data sheets previously supplied. The Information supplied is believed to be accurate but the Group assumes no responsibility for its accuracy or completeness, any error in or omission from it or for any use made of it. Users of this data sheet should check for themselves the Information and the suitability of the products for their purpose and not make any assumptions based on information included or omitted. Liability for loss or damage resulting from any reliance on the Information or use of it (including liability resulting from negligence or where the Group was aware of the possibility of such loss or damage arising) is excluded. This will not operate to limit or restrict the Group's liability for death or personal injury resulting from its negligence. Multicomp is the registered trademark of the Group. © Premier Farnell plc 2013.

Static Shielding Bag



Test Conditions:

The following results were taken under the following environmental test conditions:

Temperature: 23°C / Humidity: 43%



Technical Parameters:

Item:	Test Standard:	Result:
Film Composition	N/A	PET-AL/PP
Film Thickness	Micron Meter	2.9mils-3.1mils
Metal Layer Resistance	ASTM D257	<100 Ω/sq
Metal Layer Optical Transmission	ASTM D1003	40% - 0.4 Optical Density
Surface Resistivity	ASTM D257	<10 ¹⁰ Ω/sq
Time for static removal	FTMS 101B Method 4046 - 5000-0V	<0.01 sec
Friction Static	E1A541 Appendix C Avg.	Triboelectric Nanocolombs Quartz<13n/in Teflon.<13n/in
Capacitance Release	E1A541 Voltage Difference	<10V
Anti-erosion	FTMS 101C Method 3005	No visible spots
Tensile Strength	ASTM D882	>18 lbs./in
Tear Initiation	ASTM D1004	>2.5 lbs./in
Puncture Resistance	ASTM D3420	>100 PSI
Tear Resistance	ASTM D882	>8 lbs./in
MVTR	ASTM E 96	<0.2 gm/100in-2/4hrs
Oxygen Barrier	ASTM D 3985	<0.5 CC/100in-2/4hrs
Heat Seal Temperature	-	250 - 375 °F
Heat Seal Pressure	-	30-70 PSI
Breaking Tensile Force	GB/96-04-10	N/15mm
Breaking Elongation Rate	GB/96-04-10	%
Laminating Strength	GB/96-04-10	N/15mm
Seal Strength	GB/96-04-10	N/15mm
Appearance	GB/96-04-10	No delamination, burst seal, wrinkle, warp, break, foreign particle adherence, air bubble beyond sealing $\phi \leq 3\text{mm}$

Test Conclusion: (Date of Issue: 2009-11-10): The shielding bag is tested accordance with the relevant test standard & requirements.

Test Item:	Test Method:	Measured Equipment(s):	MDL:
Lead (Pb)	IEC 62321:2008 Ed.1 Sec.8	ICP-OES	2mg/kg
Cadmium (Cd)	IEC 62321:2008 Ed.1 Sec.8	ICP-OES	2mg/kg
Mercury (Hg)	IEC 62321:2008 Ed.1 Sec.7	ICP-OES	2mg/kg
Hexavalent Chromium (Cr(VI))	IEC 62321:2008 Ed.1 Annex C	UV-Vis	2mg/kg
Polybrominated Biphenyls (PBBs)	IEC 62321:2008 Ed.1 Annex A	GC-MS	5mg/kg
Polybrominated Diphenyl Ethers (PBDEs)	IEC 62321:2008 Ed.1 Annex A	GC-MS	5mg/kg

Important Notice: This data sheet and its contents (the "Information") belong to the members of the Premier Farnell group of companies (the "Group") or are licensed to it. No licence is granted for the use of it other than for information purposes in connection with the products to which it relates. No licence of any intellectual property rights is granted. The Information is subject to change without notice and replaces all data sheets previously supplied. The Information supplied is believed to be accurate but the Group assumes no responsibility for its accuracy or completeness, any error in or omission from it or for any use made of it. Users of this data sheet should check for themselves the Information and the suitability of the products for their purpose and not make any assumptions based on information included or omitted. Liability for loss or damage resulting from any reliance on the Information or use of it (including liability resulting from negligence or where the Group was aware of the possibility of such loss or damage arising) is excluded. This will not operate to limit or restrict the Group's liability for death or personal injury resulting from its negligence. Multicomp is the registered trademark of the Group. © Premier Farnell plc 2013.

www.element14.com

www.farnell.com

www.newark.com



Static Shielding Bag



Description:	Size (inches)	Size (mm)	Additional Notes:
Static Shielding Bag	4 x 8	101.6 x 203	(Ref: 010-0006)100 pack
Static Shielding Bag	4 x 12	127 x 101.6	(Ref: 010-0008)100 pack
Static Shielding Bag	6 x 12	152 x 127	(Ref: 010-0016)100 pack
Static Shielding Bag	7 x 16	177.8 x 406	(Ref: 010-0021)100 pack
Static Shielding Bag	8 x 30	203 x 762	(Ref: 010-0027)100 pack
Static Shielding Bag	10 x 14	254 x 355	(Ref: 010-0030)100 pack
Static Shielding Bag	16 x 20	406 x 508	(Ref: 010-0056)100 pack
Static Shielding Bag	14 x 18	355 x 457	(Ref: 010-0048)100 pack
Static Shielding Bag	18 x 18	457 x 457	(Ref: 010-0058)100 pack

Important Notice: This data sheet and its contents (the "Information") belong to the members of the Premier Farnell group of companies (the "Group") or are licensed to it. No licence is granted for the use of it other than for information purposes in connection with the products to which it relates. No licence of any intellectual property rights is granted. The Information is subject to change without notice and replaces all data sheets previously supplied. The Information supplied is believed to be accurate but the Group assumes no responsibility for its accuracy or completeness, any error in or omission from it or for any use made of it. Users of this data sheet should check for themselves the Information and the suitability of the products for their purpose and not make any assumptions based on information included or omitted. Liability for loss or damage resulting from any reliance on the Information or use of it (including liability resulting from negligence or where the Group was aware of the possibility of such loss or damage arising) is excluded. This will not operate to limit or restrict the Group's liability for death or personal injury resulting from its negligence. Multicomp is the registered trademark of the Group. © Premier Farnell plc 2013.

www.element14.com

www.farnell.com

www.newark.com

