


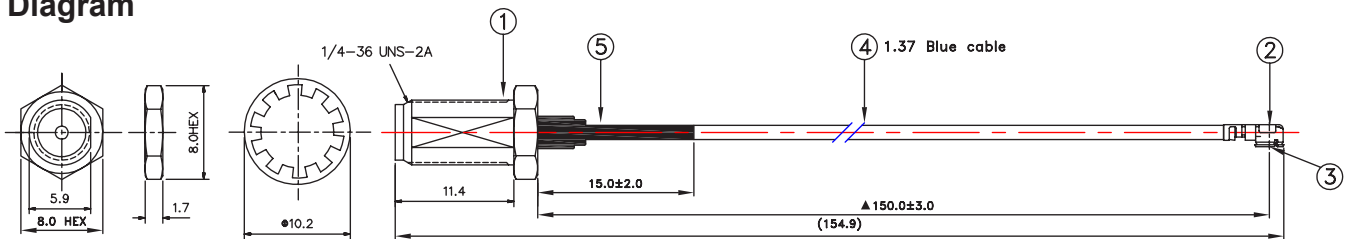
**RoHS
Compliant**



Electrical Performance

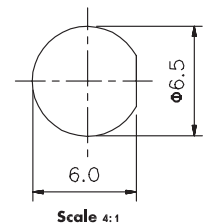
Impedance	: 50Ω
Frequency Range	: DC ~ 6 GHz
Working Voltage	: 60 Vrms Max.
Dielectric Withstanding Voltage	: 200 Vrms Max.
Insulator Resistance	: 500MΩ Min.

Diagram



Dimensions : Millimetres

Specification	DC ~ 6 GHz
Vswr	1.65 :1Max.
Insertion Loss	-1.2 dB Max.



Scale 4:1
Recommended
Mounting Hole

No.	Description	Qty.
1.	RP-SMA B/H Jack crimp for 1.37mm	1
2.	U.FL-LP-088 Halogen Free Shell for 1.37mm cable	1
3.	U.FL-LP-088 Contact for 1.37mm Cable	1
4.	1.37 Blue Cable	1
5.	Heat Shrink Tube F32 2.5mm L=15mm, Colour : Black	1

Part Number Table

Description	Part Number
Blue 150mm RPSMA Bulkhead Jack to UFL	MC001493

Important Notice : This data sheet and its contents (the "Information") belong to the members of the AVNET group of companies (the "Group") or are licensed to it. No licence is granted for the use of it other than for information purposes in connection with the products to which it relates. No licence of any intellectual property rights is granted. The Information is subject to change without notice and replaces all data sheets previously supplied. The Information supplied is believed to be accurate but the Group assumes no responsibility for its accuracy or completeness, any error in or omission from it or for any use made of it. Users of this data sheet should check for themselves the Information and the suitability of the products for their purpose and not make any assumptions based on information included or omitted. Liability for loss or damage resulting from any reliance on the Information or use of it (including liability resulting from negligence or where the Group was aware of the possibility of such loss or damage arising) is excluded. This will not operate to limit or restrict the Group's liability for death or personal injury resulting from its negligence. Multicomp Pro is the registered trademark of Premier Farnell Limited 2019.