

# Pushbuttons and Indicating Lights

Pushbutton—Non-Illuminated



Pushbutton—Illuminated



Indicating Light



Emergency Stop—  
Non-Illuminated



Emergency Stop—  
Illuminated







## 47.4 M22 Modular Pushbuttons

Product Overview	2
Product Description	4
Product Selection	
Pushbuttons	5
Illuminated Pushbuttons	15
Indicating Lights	24
Emergency Stops	26
Illuminated Emergency Stops	28
Selector Switches	30
Illuminated Selector Switches	35
Key Operated Selector Switches	38
Mushroom Head Pushbuttons	44
Double Pushbuttons	49
Four-Way Pushbuttons	53
Joysticks	54
Potentiometers	55
Acoustic Devices	55
Through-the-Door Operators	56
Bulkhead Interfaces	56
ASi Adapter Modules	56
Palm Switches	57
Assembled Control Stations	58
Accessories	59
Coding Adapter Guide	66
Technical Data and Specifications	67
Dimensions	71
Symbols Library	77
Catalog Number Index	85


**Note:** Supplement to Publication No. CA08102001E—Tab 47.

#### M22 Modular Pushbutton Overview



##### Pushbuttons

	Description	Operator	Page(s)
	Non-Illuminated, Flush	Momentary	5–7
		Maintained	8, 9
	Non-Illuminated, Extended	Momentary	10, 11
		Maintained	12, 13
	Illuminated, Flush	Momentary	15–17
		Maintained	18, 19
	Illuminated, Extended	Momentary	20, 21
		Maintained	22, 23

##### Indicating Lights

	Description	Operator	Page(s)
	Indicating Lights	—	24, 25


##### Emergency Stops

	Description	Operator	Page(s)
	Non-Illuminated	—	26, 27
	Illuminated	—	28, 29




##### Selector Switches

	Description	Operator	Page(s)
	Non-Illuminated, Knob Type	—	30, 31
		—	32, 33
	Illuminated	—	35–37
	Key-Operated	—	38–43

##### Mushroom Head Pushbuttons


	Description	Operator	Page(s)
	Non-Illuminated	Momentary	44, 45
		Maintained	46, 47

##### Double Pushbuttons


	Description	Operator	Page(s)
	Extended Pushbuttons and Center Light	Momentary	49
	Flush Top and Center Light, Extended Bottom	Momentary	50
	Flush Pushbuttons and Center Light	—	51

**M22 Modular Pushbutton Overview**


**Four-Way Pushbuttons**

	Description	Operator	Page(s)
	Non-Interlocked	Momentary	53
	Interlocked	Momentary	53


**Joysticks**

	Description	Operator	Page(s)
	Joysticks	—	54


**Potentiometers**

	Description	Operator	Page(s)
	Potentiometers	—	55


**Acoustic Devices**

	Description	Operator	Page(s)
	Acoustic Devices	—	55


**Through-the-Door Operators**

	Description	Operator	Page(s)
	Through-the-Door Operators	—	56


**Bulkhead Interfaces**

	Description	Operator	Page(s)
	Bulkhead Interfaces	—	56


**ASi Adapter Modules**

	Description	Operator	Page(s)
	ASi Adapter Modules	—	56

**Palm Switches**

	Description	Operator	Page(s)
	Palm Switches	—	57

**Assembled Control Stations**

	Description	Operator	Page(s)
	Assembled Control Stations	—	58

M22 Pushbuttons



### Product Description

Eaton's M22 industrial heavy-duty pushbutton line offers a wide array of functional, attractive and ergonomically designed illuminated and non-illuminated pushbuttons, selector switches, push-pulls, alternate action and twist-to-release operators. The complete illuminated line is only offered in LED light units to ensure high-quality brightness and up to 100,000 hours of LED illumination. M22 operators are available with either a silver or a black colored bezel. The space-saving modular construction of the M22 line makes on-the-job assembly fast and simplifies the stocking of both components and complete devices.

### Highly Modular and Versatile Line

- Field convertible functions (pushbuttons and selector switches), maintained to momentary
- Customizable laser engraving capabilities

### LED Indicators

- 100,000 hours of life in high-vibration environments
- Lenses specifically designed for LED illumination

### Rugged Design

- Most pushbutton operators and contact blocks exceed 5 million mechanical operations
- All components have IP66 rating, and some carry IP67 and IP69K for washdown environment; see **Page 67** for further technical data

### Innovative Technologies

- ASi communicating devices
- Palm switches

### Features

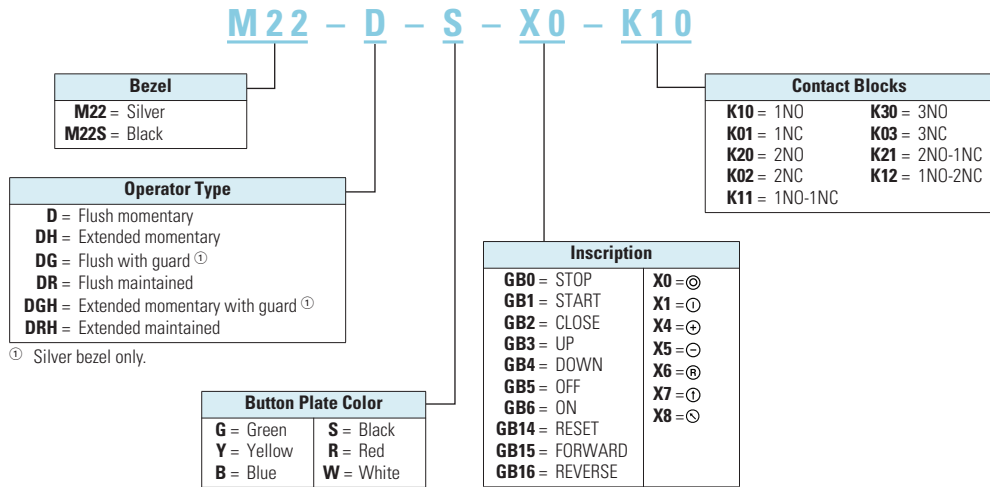
- Field convertible pushbuttons and mushroom operators from maintained to momentary status
- Field convertible selector switches from momentary to maintained operation and vice versa
- LED offering only for all illuminated operators
- Laser engraved pushbuttons, lenses and enclosures
- Heavy-duty construction with a minimum of IP66 and UL NEMA® type 4X / 13 on front of panel operators. Many operators even carry IP67 and IP69K, for the toughest applications
- Silver or black colored nylon bezels
- Snap-lock contact blocks and light units for front or base mounting
- Notched hole mounting with anti-rotation tab and central nut mounting on each operator
- Over 5 million mechanical operations and 1.6 million electrical (reference specification sheet)
- Direct opening action normally closed contacts
- Unique and innovative offerings, such as four-way pushbuttons and USB/ RJ45 bulkhead interfaces
- Screw or spring-cage terminals

### Benefits

- Modular construction makes assembly fast and simplifies stocking of components and complete devices
- Field convertibility of operator status for pushbuttons and selector switches helps distributors and customers reduce inventory and increase functionality
- LED offering only for improved brightness quality and up to 100,000 hours of operation
- Plastic construction is corrosion resistant. Operators are designed for rugged environments, ideal for washdown applications (reference each operator's IP ratings and IEC/EN 60529 for ingress protection definition)
- Anti-rotation tab saves installation time and prevents operator rotation
- High mechanical and electrical life allows for use in tough and challenging applications
- Laser inscription capabilities allow for high-quality, wear-resistant markings
- All normally closed (NC) contacts are Direct Opening Action, i.e., NC contacts are physically forced open by direct linkage with the pushbutton operator in the unlikely event of contact weld
- Some M22 operators are capable of communication via ASi protocol
- M22 offers USB and RJ45 connections

Catalog Number Selection

Non-Illuminated Pushbuttons





**Note:** Catalog Number Selection is for illustrative purposes only and not to be used to create new catalog numbers.

Product Selection

Non-Illuminated Pushbuttons, Flush, Momentary

Complete Devices




	Bezel	Button Color	Contact Block Configuration	Catalog Number	Price U.S. \$ <sup>①</sup>
	Silver	Black	NO	M22-D-S-K10	17.50
			NC	M22-D-S-K01	17.50
			2NO	M22-D-S-K20	27.50
			2NC	M22-D-S-K02	27.50
			1NO-1NC	M22-D-S-K11	27.50
			Red	NO	M22-D-R-K10
	NC	M22-D-R-K01		17.50	
	2NO	M22-D-R-K20		27.50	
	2NC	M22-D-R-K02		27.50	
	1NO-1NC	M22-D-R-K11		27.50	
	Green	NO		M22-D-G-K10	17.50
		NC	M22-D-G-K01	17.50	
2NO		M22-D-G-K20	27.50		
2NC		M22-D-G-K02	27.50		
1NO-1NC		M22-D-G-K11	27.50		
		Black	Black	NO	M22S-D-S-K10
	NC			M22S-D-S-K01	16.00
	2NO			M22S-D-S-K20	26.00
	2NC			M22S-D-S-K02	26.00
	1NO-1NC			M22S-D-S-K11	26.00
	Red			NO	M22S-D-R-K10
			NC	M22S-D-R-K01	16.00
			2NO	M22S-D-R-K20	26.00
			2NC	M22S-D-R-K02	26.00
			1NO-1NC	M22S-D-R-K11	26.00
			Green	NO	M22S-D-G-K10
	NC			M22S-D-G-K01	16.00
	2NO			M22S-D-G-K20	26.00
	2NC			M22S-D-G-K02	26.00
	1NO-1NC			M22S-D-G-K11	26.00

**Note**

<sup>①</sup> Discount Symbol: **1CD1**.

#### Non-Illuminated Pushbuttons, Flush, Momentary

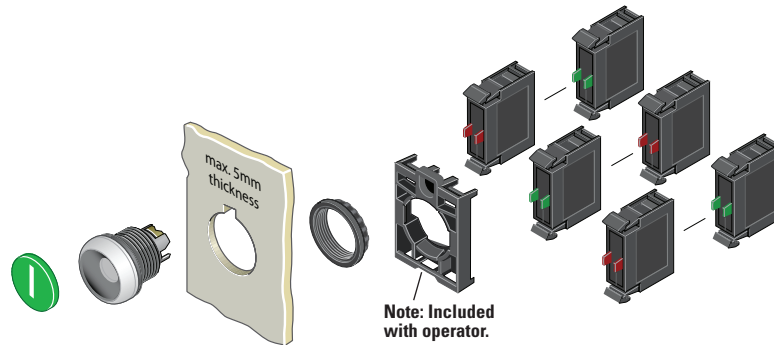
##### Operators Only <sup>①</sup>

	Bezel	Button Color	Inscription	Catalog Number	Price U.S. \$ <sup>④</sup>
<b>M22-D-G</b> 	Silver	Black	—	<b>M22-D-S</b>	7.50
		Red	—	<b>M22-D-R</b>	7.50
			STOP	<b>M22-D-R-GB0</b>	8.50
		Green	—	<b>M22-D-R-X0</b>	8.50
			Ⓞ	<b>M22-D-G</b>	7.50
		White	—	<b>M22-D-G-GB1</b>	8.50
			START	<b>M22-D-G-X1</b>	8.50
		Ⓛ	<b>M22-D-W</b>	7.50	
		Blue	—	<b>M22-D-B</b>	7.50
		Yellow	—	<b>M22-D-Y</b>	7.50
		—	—	<b>M22-D-X-SRG</b> <sup>②</sup>	9.00
		—	—	<b>M22-D-X-SWRGYB</b> <sup>③</sup>	11.50
<b>M22S-D-G</b> 	Black	Black	—	<b>M22S-D-S</b>	6.00
		Red	—	<b>M22S-D-R</b>	6.00
			STOP	<b>M22S-D-R-GB0</b>	7.00
		Green	—	<b>M22S-D-R-X0</b>	7.00
			Ⓞ	<b>M22S-D-G</b>	6.00
		White	—	<b>M22S-D-G-GB1</b>	7.00
			START	<b>M22S-D-G-X1</b>	7.00
		Ⓛ	<b>M22S-D-W</b>	6.00	
		Blue	—	<b>M22S-D-B</b>	6.00
		Yellow	—	<b>M22S-D-Y</b>	6.00
		—	—	<b>M22S-D-X-SRG</b> <sup>②</sup>	7.50
		—	—	<b>M22S-D-X-SWRGYB</b> <sup>③</sup>	10.00
<b>M22-DG-G</b> 	Silver Guarded	Black	—	<b>M22-DG-S</b>	15.00
		Red	—	<b>M22-DG-R</b>	15.00
		Green	—	<b>M22-DG-G</b>	15.00
		White	—	<b>M22-DG-W</b>	15.00
		Blue	—	<b>M22-DG-B</b>	15.00
		Yellow	—	<b>M22-DG-Y</b>	15.00
		—	—	<b>M22-DG-X-SRG</b> <sup>②</sup>	16.50
		—	—	<b>M22-DG-X-SWRGYB</b> <sup>③</sup>	19.00

##### Notes

- ① Includes contact block mounting adapter.
- ② Buttonless operator comes with 3 color buttons (Black, Red, Green).
- ③ Buttonless operator comes with all 6 color buttons (Black, White, Red, Green, Yellow, Blue).
- ④ Discount Symbol: **1CD1**.

Non-Illuminated Pushbuttons, Flush, Momentary



Components

M22-XD-G



Button Plates ①

Color	Inscription	Catalog Number	Price U.S. \$ ④
Black	—	M22-XD-S ②	1.00
	Custom	M22-XD-S-ETCH ③	2.00
	STOP	M22-XD-S-GB0	2.00
	START	M22-XD-S-GB1	2.00
	CLOSE	M22-XD-S-GB2	2.00
	UP	M22-XD-S-GB3	2.00
	DOWN	M22-XD-S-GB4	2.00
	OFF	M22-XD-S-GB5	2.00
	ON	M22-XD-S-GB6	2.00
	TEST	M22-XD-S-GB9	2.00
	FORWARD	M22-XD-S-GB15	2.00
	REVERSE	M22-XD-S-GB16	2.00
	RAISE	M22-XD-S-GB17	2.00
	LOWER	M22-XD-S-GB18	2.00
	⊙	M22-XD-S-X0	2.00
	⓪	M22-XD-S-X1	2.00
⊕	M22-XD-S-X4	2.00	
⊖	M22-XD-S-X5	2.00	
Ⓜ	M22-XD-S-X7	2.00	
Red	—	M22-XD-R ②	1.00
	Custom	M22-XD-R-ETCH ③	2.00
	STOP	M22-XD-R-GB0	2.00
	OFF	M22-XD-R-GB5	2.00
	⊙	M22-XD-R-X0	2.00
Green	—	M22-XD-G ②	1.00
	Custom	M22-XD-G-ETCH ③	2.00
	START	M22-XD-G-GB1	2.00
	ON	M22-XD-G-GB6	2.00
Blue	⓪	M22-XD-G-X1	2.00
	—	M22-XD-B ②	1.00
	Custom	M22-XD-B-ETCH ③	2.00
White	RESET	M22-XD-B-GB14	2.00
	Ⓜ	M22-XD-B-X6	2.00
	—	M22-XD-W ②	1.00
	Custom	M22-XD-W-ETCH ③	2.00
Yellow	START	M22-XD-W-GB1	2.00
	⓪	M22-XD-W-X1	2.00
	—	M22-XD-Y ②	1.00
Black, Red, Green	Custom	M22-XD-Y-ETCH ③	2.00
	—	M22-XD-SRG	2.50
Black, White, Red, Green, Yellow, Blue	—	M22-XD-SWRGYB	5.00

Buttonless Operator

Bezel	Catalog Number	Price U.S. \$ ④
Silver	M22-D-X	6.50
Black	M22S-D-X	5.00
Silver Guarded	M22-DG-X	14.00

M22-D-X



M22S-D-X



M22-DG-X



Contact Blocks ①

Terminal Type	Contact Configuration	Catalog Number	Price U.S. \$ ④
Screw	NO	M22-K10	10.00
	NO, Early-Make	M22-K10P	11.00
	NC	M22-K01	10.00
	NC, Late-Break	M22-K01D	11.00
Spring-Cage	NO	M22-CK10	13.00
	NC	M22-CK01	13.00
	NC, Late-Break	M22-CK01D	11.00
	2NO	M22-CK20	23.00
	2NC	M22-CK02	23.00
	NO-NC	M22-CK11	23.00

M22-K10





Notes

- ① For complete listing of available button plates and contact blocks, see Accessories, Pages 59–64.
- ② Minimum order quantity of (10).
- ③ When ordering, specify inscription per catalog number suffix from the symbols library (see Pages 77–84) into the Order Notes. For example, M22-XD-S-ETCH; Order Notes: Mark with symbol X91, Line item #\_.
- ④ Discount Symbol: 1CD1.



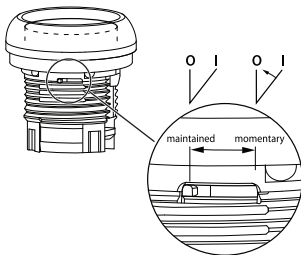
#### Non-Illuminated Pushbuttons, Flush, Maintained <sup>①</sup>


##### Operators Only <sup>②</sup>

	Bezel	Button Color	Catalog Number	Price U.S. \$ <sup>⑤</sup>
<b>M22-DR-S</b> 	Silver	Black	<b>M22-DR-S</b>	10.00
		Red	<b>M22-DR-R</b>	10.00
		Green	<b>M22-DR-G</b>	10.00
		White	<b>M22-DR-W</b>	10.00
		Blue	<b>M22-DR-B</b>	10.00
		Yellow	<b>M22-DR-Y</b>	10.00
		<sup>③</sup>	<b>M22-DR-X-SRG</b>	11.50
		<sup>④</sup>	<b>M22-DR-X-SWRGYB</b>	14.00
<b>M22S-DR-S</b> 	Black	Black	<b>M22S-DR-S</b>	8.50
		Red	<b>M22S-DR-R</b>	8.50
		Green	<b>M22S-DR-G</b>	8.50
		White	<b>M22S-DR-W</b>	8.50
		Blue	<b>M22S-DR-B</b>	8.50
		Yellow	<b>M22S-DR-Y</b>	8.50
		<sup>③</sup>	<b>M22S-DR-X-SRG</b>	10.00
		<sup>④</sup>	<b>M22S-DR-X-SWRGYB</b>	12.50

##### Notes

- ① Maintained pushbuttons can be converted in the field to momentary operation by switching the locking ring, which is accessible through the side of the operator body.
- ② Includes contact block mounting adapter.
- ③ Buttonless operator comes with 3 color buttons (Black, Red, Green).
- ④ Buttonless operator comes with all 6 color buttons (Black, White, Red, Green, Yellow, Blue).
- ⑤ Discount Symbol: **1CD1**.

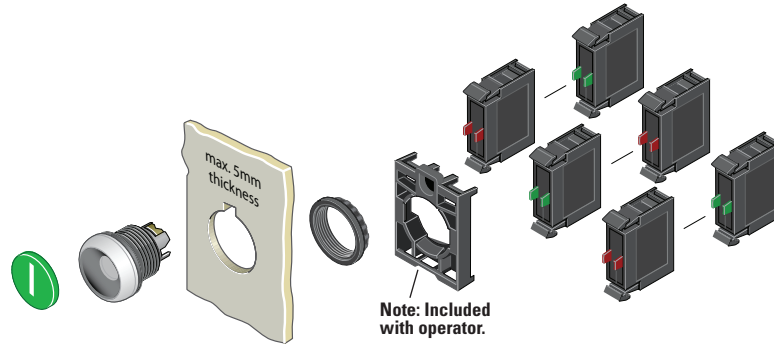


 = Positively driven contact.

**Note:** This pilot device features a selectable function switch that enables the device to be set to either maintained or momentary operation.



Non-Illuminated Pushbuttons, Flush, Maintained <sup>①</sup>



Components



Button Plates <sup>②</sup>

Color	Inscription	Catalog Number	Price U.S. \$ <sup>⑤</sup>
Black	—	M22-XD-S <sup>③</sup>	1.00
	Custom	M22-XD-S-ETCH <sup>④</sup>	2.00
	STOP	M22-XD-S-GB0	2.00
	START	M22-XD-S-GB1	2.00
	CLOSE	M22-XD-S-GB2	2.00
	UP	M22-XD-S-GB3	2.00
	DOWN	M22-XD-S-GB4	2.00
	OFF	M22-XD-S-GB5	2.00
	ON	M22-XD-S-GB6	2.00
	TEST	M22-XD-S-GB9	2.00
	FORWARD	M22-XD-S-GB15	2.00
	REVERSE	M22-XD-S-GB16	2.00
	RAISE	M22-XD-S-GB17	2.00
	LOWER	M22-XD-S-GB18	2.00
	⊙	M22-XD-S-X0	2.00
	⓪	M22-XD-S-X1	2.00
	⊕	M22-XD-S-X4	2.00
⊖	M22-XD-S-X5	2.00	
Ⓜ	M22-XD-S-X7	2.00	
Red	—	M22-XD-R <sup>③</sup>	1.00
	Custom	M22-XD-R-ETCH <sup>④</sup>	2.00
	STOP	M22-XD-R-GB0	2.00
	OFF	M22-XD-R-GB5	2.00
Green	—	M22-XD-G <sup>③</sup>	1.00
	Custom	M22-XD-G-ETCH <sup>④</sup>	2.00
	START	M22-XD-G-GB1	2.00
	ON	M22-XD-G-GB6	2.00
Blue	—	M22-XD-B <sup>③</sup>	1.00
	Custom	M22-XD-B-ETCH <sup>④</sup>	2.00
	RESET	M22-XD-B-GB14	2.00
White	Ⓜ	M22-XD-B-X6	2.00
	—	M22-XD-W <sup>③</sup>	1.00
	Custom	M22-XD-W-ETCH <sup>④</sup>	2.00
	START	M22-XD-W-GB1	2.00
Yellow	⓪	M22-XD-W-X1	2.00
	—	M22-XD-Y <sup>③</sup>	1.00
Black, Red, Green	—	M22-XD-S-GB15	2.00
	—	M22-XD-S-GB16	2.00
Black, White, Red, Green, Yellow, Blue	—	M22-XD-S-GB17	2.00
	—	M22-XD-S-GB18	2.00
Black, Red, Green	—	M22-XD-SRG	2.50
Black, White, Red, Green, Yellow, Blue	—	M22-XD-SWRGB	5.00

Buttonless Operator

Bezel	Catalog Number	Price U.S. \$ <sup>⑤</sup>
Silver	M22-DR-X	9.00
Black	M22S-DR-X	7.50



Contact Blocks <sup>②</sup>

Terminal Type	Contact Configuration	Catalog Number	Price U.S. \$ <sup>⑤</sup>
Screw	NO	M22-K10	10.00
	NO, Early-Make	M22-K10P	11.00
	NC	M22-K01	10.00
	NC, Late-Break	M22-K01D	11.00
Spring-Cage	NO	M22-CK10	13.00
	NC	M22-CK01	13.00
	NC, Late-Break	M22-CK01D	11.00
	2NO	M22-CK20	23.00
	2NC	M22-CK02	23.00
	NO-NC	M22-CK11	23.00

M22-K10






Notes




- ① Maintained pushbuttons can be converted in the field to momentary operation by switching the locking ring, which is accessible through the side of the operator body.
- ② For complete listing of available button plates and contact blocks, see Accessories, Pages 59–64.
- ③ Minimum order quantity of (10).
- ④ When ordering, specify inscription per catalog number suffix from the symbols library (see Pages 77–84) into the Order Notes. For example, M22-XD-S-ETCH; Order Notes: Mark with symbol X91, Line item #\_.
- ⑤ Discount Symbol: 1CD1.

#### Non-Illuminated Pushbuttons, Extended, Momentary

##### Complete Devices

	Bezel	Button Color	Contact Block Configuration	Catalog Number	Price U.S. \$ <sup>④</sup>
 M22-DH-R-K10	Silver	Red	NO	M22-DH-R-K10	18.50
			NC	M22-DH-R-K01	18.50
			2NO	M22-DH-R-K20	28.50
			2NC	M22-DH-R-K02	28.50
			1NO-1NC	M22-DH-R-K11	28.50
 M22S-DH-R-K10	Black	Red	NO	M22S-DH-R-K10	17.00
			NC	M22S-DH-R-K01	17.00
			2NO	M22S-DH-R-K20	27.00
			2NC	M22S-DH-R-K02	27.00
			1NO-1NC	M22S-DH-R-K11	27.00
 M22-DGH-R-K10	Silver Guarded	Red	NO	M22-DGH-R-K10	26.00
			NC	M22-DGH-R-K01	26.00
			2NO	M22-DGH-R-K20	36.00
			2NC	M22-DGH-R-K02	36.00
			1NO-1NC	M22-DGH-R-K11	36.00

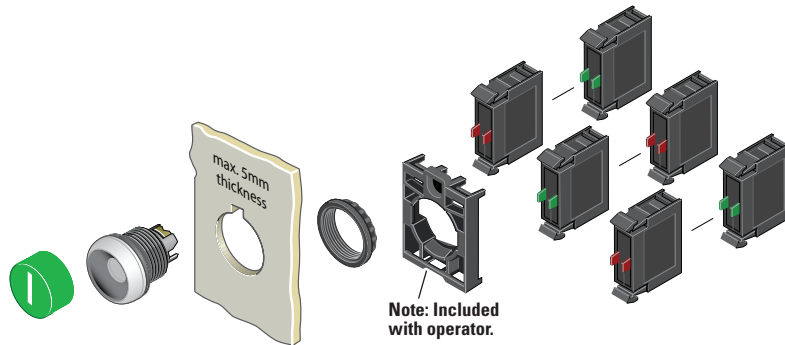
##### Operators Only<sup>①</sup>

	Bezel	Button Color	Inscription	Catalog Number	Price U.S. \$ <sup>④</sup>	
 M22-DH-R	Silver	Black	—	M22-DH-S	8.50	
			Red	—	M22-DH-R	8.50
				STOP	M22-DH-R-GB0	9.50
				⊙	M22-DH-R-X0	9.50
		Green	—	—	M22-DH-G	8.50
				White	—	M22-DH-W
		Blue	—	—	M22-DH-B	8.50
				Yellow	—	M22-DH-Y
		②	—	—	M22-DH-X-SRG	11.50
				③	—	M22-DH-X-SWRGYB
		 M22S-DH-R	Black	Black	—	M22S-DH-S
Red	—				M22S-DH-R	7.00
				STOP	M22S-DH-R-GB0	8.00
				⊙	M22S-DH-R-X0	8.00
Green	—			—	M22S-DH-G	7.00
				White	—	M22S-DH-W
Blue	—			—	M22S-DH-B	7.00
				Yellow	—	M22S-DH-Y
②	—			—	M22S-DH-X-SRG	10.00
				③	—	M22S-DH-X-SWRGYB
 M22-DGH-R	Silver Guarded			Black	—	M22-DGH-S
		Red	—		M22-DGH-R	16.00
				STOP	M22-DGH-R-GB0	17.00
				⊙	M22-DGH-R-X0	17.00
		Green	—	—	M22-DGH-G	16.00
				White	—	M22-DGH-W
		Blue	—	—	M22-DGH-B	16.00
				Yellow	—	M22-DGH-Y

##### Notes

- ① Includes contact block mounting adapter.
- ② Buttonless operator comes with 3 color buttons (Black, Red, Green).
- ③ Buttonless operator comes with all 6 color buttons (Black, White, Red, Green, Yellow, Blue).
- ④ Discount Symbol: **1CD1**.

Non-Illuminated Pushbuttons, Extended, Momentary



Components



Button Plates ①

Color	Inscription	Catalog Number	Price U.S. \$ ④
Black	—	M22-XDH-S ②	2.00
	Custom	M22-XDH-S-ETCH ③	3.00
	STOP	M22-XDH-S-GB0	3.00
	START	M22-XDH-S-GB1	3.00
	CLOSE	M22-XDH-S-GB2	3.00
	UP	M22-XDH-S-GB3	3.00
	DOWN	M22-XDH-S-GB4	3.00
	OFF	M22-XDH-S-GB5	3.00
	ON	M22-XDH-S-GB6	3.00
	TEST	M22-XDH-S-GB9	3.00
	FORWARD	M22-XDH-S-GB15	3.00
	REVERSE	M22-XDH-S-GB16	3.00
	RAISE	M22-XDH-S-GB17	3.00
	LOWER	M22-XDH-S-GB18	3.00
	⊙	M22-XDH-S-X0	3.00
	⓪	M22-XDH-S-X1	3.00
	⊕	M22-XDH-S-X4	3.00
⊖	M22-XDH-S-X5	3.00	
Ⓜ	M22-XDH-S-X7	3.00	
Red	—	M22-XDH-R ②	2.00
	Custom	M22-XDH-R-ETCH ③	3.00
	STOP	M22-XDH-R-GB0	3.00
	OFF	M22-XDH-R-GB5	3.00
	⊙	M22-XDH-R-X0	3.00
Green	—	M22-XDH-G ②	2.00
	Custom	M22-XDH-G-ETCH ③	3.00
	START	M22-XDH-G-GB1	3.00
	ON	M22-XDH-G-GB6	3.00
	⓪	M22-XDH-G-X1	3.00
Blue	—	M22-XDH-B ②	2.00
	Custom	M22-XDH-B-ETCH ③	3.00
	RESET	M22-XDH-B-GB14	3.00
	Ⓜ	M22-XDH-B-X6	3.00
White	—	M22-XDH-W ②	2.00
	Custom	M22-XDH-W-ETCH ③	3.00
	START	M22-XDH-W-GB1	3.00
	⓪	M22-XDH-W-X1	3.00
Yellow	—	M22-XDH-Y ②	2.00
	Custom	M22-XDH-Y-ETCH ③	3.00
Black, Red, Green	—	M22-XDH-SRG	5.00
Black, White, Red, Green, Yellow, Blue	—	M22-XDH-SWRGB	10.00

Buttonless Operator

Bezel	Catalog Number	Price U.S. \$ ④
M22-D-X	Silver	M22-D-X 6.50
M22S-D-X	Black	M22S-D-X 5.00
M22-DG-X	Silver Guarded	M22-DG-X 14.00

Contact Blocks ①



Terminal Type	Contact Configuration	Catalog Number	Price U.S. \$ ④
M22-K10	Screw	NO	M22-K10 10.00
		NO, Early-Make	M22-K10P 11.00
		NC	M22-K01 10.00
		NC, Late-Break	M22-K01D 11.00
Spring-Cage		NO	M22-CK10 13.00
		NC	M22-CK01 13.00
		NC, Late-Break	M22-CK01D 11.00
		2NO	M22-CK20 23.00
		2NC	M22-CK02 23.00
		NO-NC	M22-CK11 23.00

Notes

- ① For complete listing of available button plates and contact blocks, see Accessories, Pages 59–64.
- ② Minimum order quantity of (10).
- ③ When ordering, specify inscription per catalog number suffix from the symbols library (see Pages 77–84) into the Order Notes. For example, M22-XDH-S-ETCH; Order Notes: Mark with symbol X91, Line item #...
- ④ Discount Symbol: 1CD1.

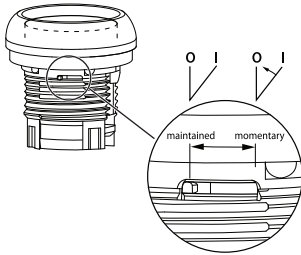
#### Non-Illuminated Pushbuttons, Extended, Maintained <sup>①</sup>

##### Operators Only <sup>②</sup>

	Bezel	Button Color	Catalog Number	Price U.S. \$ <sup>⑤</sup>
 M22-DRH-W	Silver	Black	M22-DRH-S	11.00
		Red	M22-DRH-R	11.00
		Green	M22-DRH-G	11.00
		White	M22-DRH-W	11.00
		Blue	M22-DRH-B	11.00
		Yellow	M22-DRH-Y	11.00
		③	M22-DRH-X-SRG	14.00
		④	M22-DRH-X-SWRGYB	19.00
 M22S-DRH-W	Black	Black	M22S-DRH-S	9.50
		Red	M22S-DRH-R	9.50
		Green	M22S-DRH-G	9.50
		White	M22S-DRH-W	9.50
		Blue	M22S-DRH-B	9.50
		Yellow	M22S-DRH-Y	9.50
		③	M22S-DRH-X-SRG	12.50
		④	M22S-DRH-X-SWRGYB	17.50

#### Notes

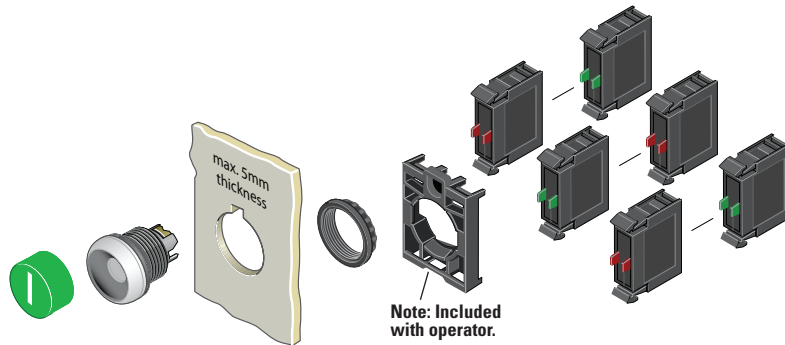
- ① Maintained pushbuttons can be converted in the field to momentary operation by switching the locking ring, which is accessible through the side of the operator body.
- ② Includes contact block mounting adapter.
- ③ Buttonless operator comes with 3 color buttons (Black, Red, Green).
- ④ Buttonless operator comes with all 6 color buttons (Black, White, Red, Green, Yellow, Blue).
- ⑤ Discount Symbol: **1CD1**.



⊖ = Positively driven contact.

**Note:** This pilot device features a selectable function switch that enables the device to be set to either maintained or momentary operation.

Non-Illuminated Pushbuttons, Extended, Maintained ①



Components



Button Plates ②

Color	Inscription	Catalog Number	Price U.S. \$ ⑤
Black	—	M22-XDH-S ③	2.00
	Custom	M22-XDH-S-ETCH ④	3.00
	STOP	M22-XDH-S-GB0	3.00
	START	M22-XDH-S-GB1	3.00
	CLOSE	M22-XDH-S-GB2	3.00
	UP	M22-XDH-S-GB3	3.00
	DOWN	M22-XDH-S-GB4	3.00
	OFF	M22-XDH-S-GB5	3.00
	ON	M22-XDH-S-GB6	3.00
	TEST	M22-XDH-S-GB9	3.00
	FORWARD	M22-XDH-S-GB15	3.00
	REVERSE	M22-XDH-S-GB16	3.00
	RAISE	M22-XDH-S-GB17	3.00
	LOWER	M22-XDH-S-GB18	3.00
	⊙	M22-XDH-S-X0	3.00
	⓪	M22-XDH-S-X1	3.00
	⊕	M22-XDH-S-X4	3.00
⊖	M22-XDH-S-X5	3.00	
Ⓜ	M22-XDH-S-X7	3.00	
Red	—	M22-XDH-R ③	2.00
	Custom	M22-XDH-R-ETCH ④	3.00
	STOP	M22-XDH-R-GB0	3.00
	OFF	M22-XDH-R-GB5	3.00
	⊙	M22-XDH-R-X0	3.00
Green	—	M22-XDH-G ③	2.00
	Custom	M22-XDH-G-ETCH ④	3.00
	START	M22-XDH-G-GB1	3.00
	ON	M22-XDH-G-GB6	3.00
	⓪	M22-XDH-G-X1	3.00
Blue	—	M22-XDH-B ③	2.00
	Custom	M22-XDH-B-ETCH ④	3.00
	RESET	M22-XDH-B-GB14	3.00
	Ⓜ	M22-XDH-B-X6	3.00
White	—	M22-XDH-W ③	2.00
	Custom	M22-XDH-W-ETCH ④	3.00
	START	M22-XDH-W-GB1	3.00
Yellow	⓪	M22-XDH-W-X1	3.00
	—	M22-XDH-Y ③	2.00
—	Custom	M22-XDH-Y-ETCH ④	3.00
Black, Red, Green	—	M22-XDH-SRG	5.00
Black, White, Red, Green, Yellow, Blue	—	M22-XDH-SWRGB	10.00

Buttonless Operator

Bezel	Catalog Number	Price U.S. \$ ⑤
Silver	M22-DR-X	9.00
Black	M22S-DR-X	7.50

Contact Blocks ②

Terminal Type	Contact Configuration	Catalog Number	Price U.S. \$ ⑤
Screw	NO	M22-K10	10.00
	NO, Early-Make	M22-K10P	11.00
	NC	M22-K01	10.00
	NC, Late-Break	M22-K01D	11.00
Spring-Cage	NO	M22-CK10	13.00
	NC	M22-CK01	13.00
	NC, Late-Break	M22-CK01D	11.00
	2NO	M22-CK20	23.00
	2NC	M22-CK02	23.00
	NO-NC	M22-CK11	23.00

Notes

- ① Maintained pushbuttons can be converted in the field to momentary operation by switching the locking ring, which is accessible through the side of the operator body.
- ② For complete listing of available button plates and contact blocks, see Accessories, Pages 59–64.
- ③ Minimum order quantity of (10).
- ④ When ordering, specify inscription per catalog number suffix from the symbols library (see Pages 77–84) into the Order Notes. For example, M22-XDH-S-ETCH; Order Notes: Mark with symbol X91, Line item #...
- ⑤ Discount Symbol: 1CD1.

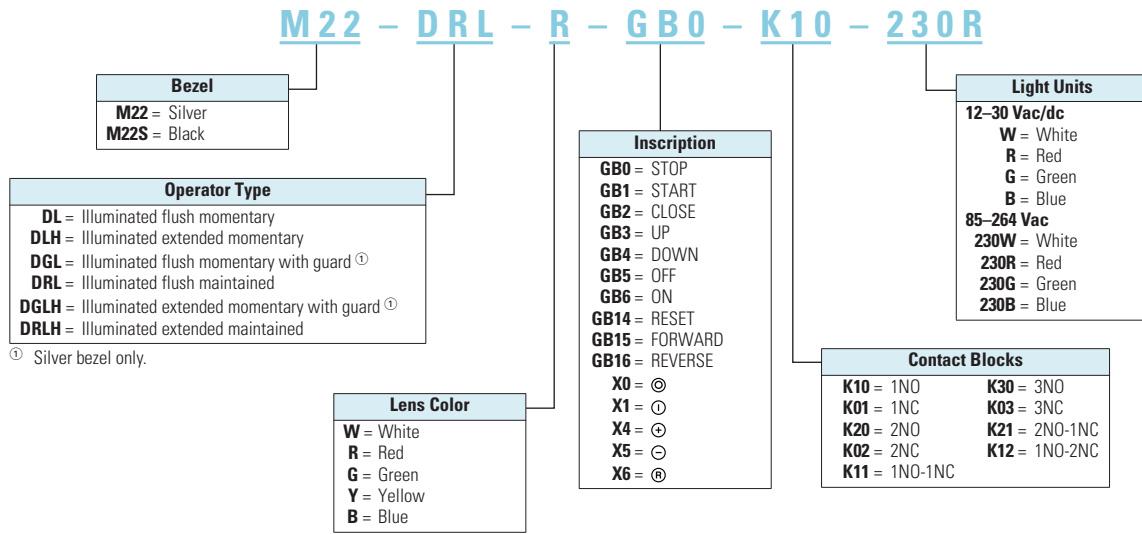
# 47.4

## Pushbuttons and Indicating Lights

### M22 Modular Pushbuttons

#### Catalog Number Selection

#### Illuminated Pushbuttons





**Note:** Catalog Number Selection is for illustrative purposes only and not to be used to create new catalog numbers.

**Product Selection**

**Illuminated Pushbuttons, Flush, Momentary**

**Complete Devices**

	Bezel	Button Color	Contact Block Configuration	Light Unit Voltage	Catalog Number	Price U.S. \$ <sup>①</sup>
<b>M22-DL-G-K01-G</b> 	Silver	Red	NC	12–30 Vac/dc	<b>M22-DL-R-K01-R</b>	45.75
			NC	85–264 Vac	<b>M22-DL-R-K01-230R</b>	45.75
			2NC	12–30 Vac/dc	<b>M22-DL-R-K02-R</b>	56.00
			2NC	85–264 Vac	<b>M22-DL-R-K02-230R</b>	56.00
			1NO/1NC	12–30 Vac/dc	<b>M22-DL-R-K11-R</b>	56.00
			1NO/1NC	85–264 Vac	<b>M22-DL-R-K11-230R</b>	56.00
	Green	Green	NO	12–30 Vac/dc	<b>M22-DL-G-K10-G</b>	45.75
			NO	85–264 Vac	<b>M22-DL-G-K10-230G</b>	45.75
			2NO	12–30 Vac/dc	<b>M22-DL-G-K20-G</b>	56.00
			2NO	85–264 Vac	<b>M22-DL-G-K20-230G</b>	56.00
			1NO/1NC	12–30 Vac/dc	<b>M22-DL-G-K11-G</b>	56.00
			1NO/1NC	85–264 Vac	<b>M22-DL-G-K11-230G</b>	56.00
	White	White	NO	12–30 Vac/dc	<b>M22-DL-W-K10-W</b>	45.75
			NO	85–264 Vac	<b>M22-DL-W-K10-230W</b>	45.75
			2NO	12–30 Vac/dc	<b>M22-DL-W-K20-W</b>	56.00
			2NO	85–264 Vac	<b>M22-DL-W-K20-230W</b>	56.00
			1NO/1NC	12–30 Vac/dc	<b>M22-DL-W-K11-W</b>	56.00
			1NO/1NC	85–264 Vac	<b>M22-DL-W-K11-230W</b>	56.00
<b>M22S-DL-G-K01-G</b> 	Black	Red	NC	12–30 Vac/dc	<b>M22S-DL-R-K01-R</b>	44.25
			NC	85–264 Vac	<b>M22S-DL-R-K01-230R</b>	44.25
			2NC	12–30 Vac/dc	<b>M22S-DL-R-K02-R</b>	54.50
			2NC	85–264 Vac	<b>M22S-DL-R-K02-230R</b>	54.50
			1NO/1NC	12–30 Vac/dc	<b>M22S-DL-R-K11-R</b>	54.50
			1NO/1NC	85–264 Vac	<b>M22S-DL-R-K11-230R</b>	54.50
	Green	Green	NO	12–30 Vac/dc	<b>M22S-DL-G-K10-G</b>	44.25
			NO	85–264 Vac	<b>M22S-DL-G-K10-230G</b>	44.25
			2NO	12–30 Vac/dc	<b>M22S-DL-G-K20-G</b>	54.50
			2NO	85–264 Vac	<b>M22S-DL-G-K20-230G</b>	54.50
			1NO/1NC	12–30 Vac/dc	<b>M22S-DL-G-K11-G</b>	54.50
			1NO/1NC	85–264 Vac	<b>M22S-DL-G-K11-230G</b>	54.50
	White	White	NO	12–30 Vac/dc	<b>M22S-DL-W-K10-W</b>	44.25
			NO	85–264 Vac	<b>M22S-DL-W-K10-230W</b>	44.25
			2NO	12–30 Vac/dc	<b>M22S-DL-W-K20-W</b>	54.50
			2NO	85–264 Vac	<b>M22S-DL-W-K20-230W</b>	54.50
			1NO/1NC	12–30 Vac/dc	<b>M22S-DL-W-K11-W</b>	54.50
			1NO/1NC	85–264 Vac	<b>M22S-DL-W-K11-230W</b>	54.50




**Note**

① Discount Symbol: **1CD1**.



#### Illuminated Pushbuttons, Flush, Momentary

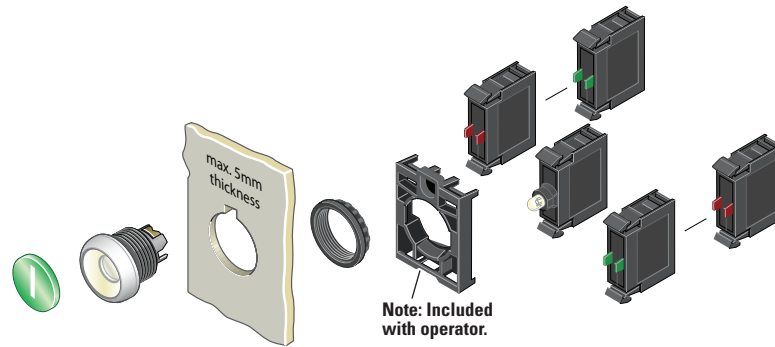
##### Operators Only <sup>①</sup>

	Bezel	Button Color	Catalog Number	Price U.S. \$ <sup>②</sup>
<b>M22-DL-G</b> 	Silver	Red	<b>M22-DL-R</b>	9.70
		Green	<b>M22-DL-G</b>	9.70
		White	<b>M22-DL-W</b>	9.70
		Blue	<b>M22-DL-B</b>	9.70
		Yellow	<b>M22-DL-Y</b>	9.70
<b>M22S-DL-G</b> 	Black	Red	<b>M22S-DL-R</b>	8.20
		Green	<b>M22S-DL-G</b>	8.20
		White	<b>M22S-DL-W</b>	8.20
		Blue	<b>M22S-DL-B</b>	8.20
		Yellow	<b>M22S-DL-Y</b>	8.20
<b>M22-DGL-G</b> 	Silver Guarded	Red	<b>M22-DGL-R</b>	17.20
		Green	<b>M22-DGL-G</b>	17.20
		White	<b>M22-DGL-W</b>	17.20
		Blue	<b>M22-DGL-Y</b>	17.20
		Yellow	<b>M22-DGL-B</b>	17.20

##### Notes


- ① Includes contact block mounting adapter.
- ② Discount Symbol: **1CD1**.

Illuminated Pushbuttons, Flush, Momentary






Components

Button Lenses ①

	Color	Inscription	Catalog Number	Price U.S. \$ ④
<b>M22-XDL-G</b> 	Red	—	<b>M22-XDL-R</b> ②	1.40
		Custom	<b>M22-XDL-R-ETCH</b> ③	2.40
		STOP	<b>M22-XDL-R-GB0</b>	2.40
		OFF	<b>M22-XDL-R-GB5</b>	2.40
		Ⓞ	<b>M22-XDL-R-X0</b>	2.40
	Green	—	<b>M22-XDL-G</b> ②	1.40
		Custom	<b>M22-XDL-G-ETCH</b> ③	2.40
		START	<b>M22-XDL-G-GB1</b>	2.40
		ON	<b>M22-XDL-G-GB6</b>	2.40
		Ⓛ	<b>M22-XDL-G-X1</b>	2.40
Blue	—	<b>M22-XDL-B</b> ②	1.40	
	Custom	<b>M22-XDL-B-ETCH</b> ③	2.40	
	RESET	<b>M22-XDL-B-GB14</b>	2.40	
	Ⓜ	<b>M22-XDL-B-X6</b>	2.40	
White	—	<b>M22-XDL-W</b> ②	1.40	
	Custom	<b>M22-XDL-W-ETCH</b> ③	2.40	
Yellow	—	<b>M22-XDL-Y</b> ②	1.40	
	Custom	<b>M22-XDL-Y-ETCH</b> ③	2.40	

Buttonless Operator

	Bezel	Catalog Number	Price U.S. \$ ④
<b>M22-D-X</b> 	Silver	<b>M22-DL-X</b>	8.30
<b>M22S-D-X</b> 	Black	<b>M22S-DL-X</b>	6.80
<b>M22-DG-X</b> 	Silver Guarded	<b>M22-DGL-X</b>	15.80

Light Units ①

Terminal Type	LED Color	Light Unit Voltage	Catalog Number	Price U.S. \$ ④
Screw	White	12–30 Vac/dc	<b>M22-LED-W</b>	26.00
	Red		<b>M22-LED-R</b>	26.00
	Green		<b>M22-LED-G</b>	26.00
	Blue		<b>M22-LED-B</b>	26.00
Screw	White	85–264 Vac	<b>M22-LED230-W</b>	26.00
	Red		<b>M22-LED230-R</b>	26.00
	Green		<b>M22-LED230-G</b>	26.00
	Blue		<b>M22-LED230-B</b>	26.00

M22-LED-W



Contact Blocks ①

Terminal Type	Contact Configuration	Catalog Number	Price U.S. \$ ④
Screw	NO	<b>M22-K10</b>	10.00
	NO, Early-Make	<b>M22-K10P</b>	11.00
	NC	<b>M22-K01</b>	10.00
	NC, Late-Break	<b>M22-K01D</b>	11.00
Spring-Cage	NO	<b>M22-CK10</b>	13.00
	NC	<b>M22-CK01</b>	13.00
	NC, Late-Break	<b>M22-CK01D</b>	11.00
	2NO	<b>M22-CK20</b>	23.00
	2NC	<b>M22-CK02</b>	23.00
	NO-NC	<b>M22-CK11</b>	23.00

M22-K10





Notes



- ① For complete listing of available button lenses, light units and contact blocks, see Accessories, **Pages 59–64**.
- ② Minimum order quantity of (10).
- ③ When ordering, specify inscription per catalog number suffix from the symbols library (see **Pages 77–84**) into the Order Notes. For example, M22-XDL-R-ETCH; Order Notes: Mark with symbol X91, Line item #\_.
- ④ Discount Symbol: **1CD1**.

#### Illuminated Pushbuttons, Flush, Maintained<sup>①</sup>

##### Complete Devices

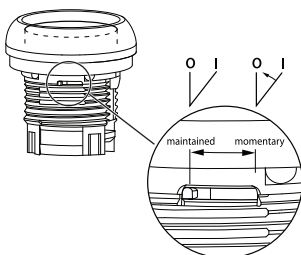
	Bezel	Button Color	Contact Block Configuration	Light Unit Voltage	Catalog Number	Price U.S. \$ <sup>③</sup>
	Silver	White	NO	12–30 Vac/dc	<b>M22-DRL-W-K10-W</b>	51.50
			NO	85–264 Vac	<b>M22-DRL-W-K10-230W</b>	51.50
			NC	12–30 Vac/dc	<b>M22-DRL-W-K01-W</b>	51.50
			NC	85–264 Vac	<b>M22-DRL-W-K01-230W</b>	51.50
			2NO	12–30 Vac/dc	<b>M22-DRL-W-K20-W</b>	61.50
			2NO	85–264 Vac	<b>M22-DRL-W-K20-230W</b>	61.50
			2NC	12–30 Vac/dc	<b>M22-DRL-W-K02-W</b>	61.50
			2NC	85–264 Vac	<b>M22-DRL-W-K02-230W</b>	61.50
			1NO/1NC	12–30 Vac/dc	<b>M22-DRL-W-K11-W</b>	61.50
			1NO/1NC	85–264 Vac	<b>M22-DRL-W-K11-230W</b>	61.50
	Black	White	NO	12–30 Vac/dc	<b>M22S-DRL-W-K10-W</b>	50.00
			NO	85–264 Vac	<b>M22S-DRL-W-K10-230W</b>	50.00
			NC	12–30 Vac/dc	<b>M22S-DRL-W-K01-W</b>	50.00
			NC	85–264 Vac	<b>M22S-DRL-W-K01-230W</b>	50.00
			2NO	12–30 Vac/dc	<b>M22S-DRL-W-K20-W</b>	60.00
			2NO	85–264 Vac	<b>M22S-DRL-W-K20-230W</b>	60.00
			2NC	12–30 Vac/dc	<b>M22S-DRL-W-K02-W</b>	60.00
			2NC	85–264 Vac	<b>M22S-DRL-W-K02-230W</b>	60.00
			1NO/1NC	12–30 Vac/dc	<b>M22S-DRL-W-K11-W</b>	60.00
			1NO/1NC	85–264 Vac	<b>M22S-DRL-W-K11-230W</b>	60.00

##### Operators Only<sup>②</sup>

	Bezel	Button Color	Catalog Number	Price U.S. \$ <sup>③</sup>
	Silver	Red	<b>M22-DRL-R</b>	15.50
		Green	<b>M22-DRL-G</b>	15.50
		White	<b>M22-DRL-W</b>	15.50
		Blue	<b>M22-DRL-B</b>	15.50
		Yellow	<b>M22-DRL-Y</b>	15.50
	Black	Red	<b>M22S-DRL-R</b>	14.00
		Green	<b>M22S-DRL-G</b>	14.00
		White	<b>M22S-DRL-W</b>	14.00
		Blue	<b>M22S-DRL-B</b>	14.00
		Yellow	<b>M22S-DRL-Y</b>	14.00

#### Notes

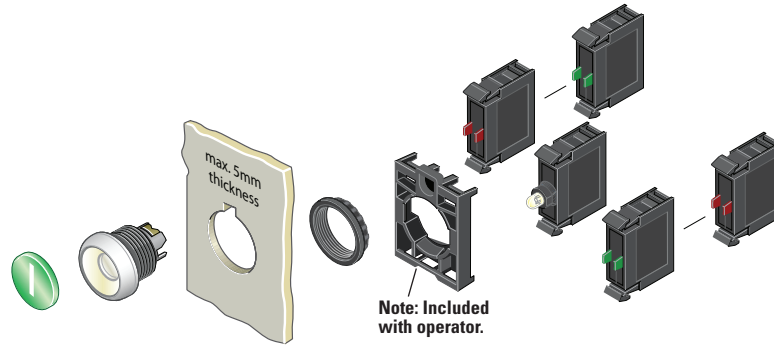
- ① Maintained pushbuttons can be converted in the field to momentary operation by switching the locking ring, which is accessible through the side of the operator body.
- ② Includes contact block mounting adapter.
- ③ Discount Symbol: **1CD1**.



⊕ = Positively driven contact.


**Note:** This pilot device features a selectable function switch that enables the device to be set to either maintained or momentary operation.

Illuminated Pushbuttons, Flush, Maintained<sup>①</sup>





Components

Button Lenses<sup>②</sup>

	Color	Inscription	Catalog Number	Price U.S. \$ <sup>⑤</sup>
<b>M22-XDL-W</b> 	Red	—	<b>M22-XDL-R</b> <sup>③</sup>	1.40
		Custom	<b>M22-XDL-R-ETCH</b> <sup>④</sup>	2.40
		STOP	<b>M22-XDL-R-GB0</b>	2.40
		OFF	<b>M22-XDL-R-GB5</b>	2.40
		⊙	<b>M22-XDL-R-X0</b>	2.40
	Green	—	<b>M22-XDL-G</b> <sup>③</sup>	1.40
		Custom	<b>M22-XDL-G-ETCH</b> <sup>④</sup>	2.40
		START	<b>M22-XDL-G-GB1</b>	2.40
		ON	<b>M22-XDL-G-GB6</b>	2.40
		⓪	<b>M22-XDL-G-X1</b>	2.40
Blue	—	<b>M22-XDL-B</b> <sup>③</sup>	1.40	
	Custom	<b>M22-XDL-B-ETCH</b> <sup>④</sup>	2.40	
	RESET	<b>M22-XDL-B-GB14</b>	2.40	
	Ⓟ	<b>M22-XDL-B-X6</b>	2.40	
White	—	<b>M22-XDL-W</b> <sup>③</sup>	1.40	
	Custom	<b>M22-XDL-W-ETCH</b> <sup>④</sup>	2.40	
Yellow	—	<b>M22-XDL-Y</b> <sup>③</sup>	1.40	
	Custom	<b>M22-XDL-Y-ETCH</b> <sup>④</sup>	2.40	


Buttonless Operator

	Bezel	Catalog Number	Price U.S. \$ <sup>⑤</sup>
<b>M22-DRL-X</b> 	Silver	<b>M22-DRL-X</b>	14.10
<b>M22S-DRL-X</b> 	Black	<b>M22S-DRL-X</b>	12.60

Light Units<sup>②</sup>

Terminal Type	LED Color	Light Unit Voltage	Catalog Number	Price U.S. \$ <sup>⑤</sup>
Screw	White	12–30 Vac/dc	<b>M22-LED-W</b>	26.00
	Red		<b>M22-LED-R</b>	26.00
	Green		<b>M22-LED-G</b>	26.00
	Blue		<b>M22-LED-B</b>	26.00
Screw	White	85–264 Vac	<b>M22-LED230-W</b>	26.00
	Red		<b>M22-LED230-R</b>	26.00
	Green		<b>M22-LED230-G</b>	26.00
	Blue		<b>M22-LED230-B</b>	26.00

Contact Blocks<sup>②</sup>



Terminal Type	Contact Configuration	Catalog Number	Price U.S. \$ <sup>⑤</sup>
<b>M22-K10</b> 	NO	<b>M22-K10</b>	10.00
	NO, Early-Make	<b>M22-K10P</b>	11.00
	NC	<b>M22-K01</b>	10.00
	NC, Late-Break	<b>M22-K01D</b>	11.00
Spring-Cage	NO	<b>M22-CK10</b>	13.00
	NC	<b>M22-CK01</b>	13.00
	NC, Late-Break	<b>M22-CK01D</b>	11.00
	2NO	<b>M22-CK20</b>	23.00
	2NC	<b>M22-CK02</b>	23.00
	NO-NC	<b>M22-CK11</b>	23.00

Notes




- ① Maintained pushbuttons can be converted in the field to momentary operation by switching the locking ring, which is accessible through the side of the operator body.
- ② For complete listing of available button lenses, light units and contact blocks, see Accessories, **Pages 59–64**.
- ③ Minimum order quantity of (10).
- ④ When ordering, specify inscription per catalog number suffix from the symbols library (see **Pages 77–84**) into the Order Notes. For example, M22-XDL-R-ETCH; Order Notes: Mark with symbol X91, Line item #\_.
- ⑤ Discount Symbol: **1CD1**.

#### Illuminated Pushbuttons, Extended, Momentary

##### Complete Devices

	Bezel	Button Color	Contact Block Configuration	Light Unit Voltage	Catalog Number	Price U.S. \$ <sup>②</sup>
 M22-DLH-R-K11-R	Silver	Red	1NO/1NC	12–30 Vac/dc	<b>M22-DLH-R-K11-R</b>	57.00
			1NO/1NC	85–264 Vac	<b>M22-DLH-R-K11-230R</b>	57.00
	Green	2NO	12–30 Vac/dc	<b>M22-DLH-G-K20-G</b>	57.00	
			85–264 Vac	<b>M22-DLH-G-K20-230G</b>	57.00	
			12–30 Vac/dc	<b>M22-DLH-W-K20-W</b>	57.00	
			85–264 Vac	<b>M22-DLH-W-K20-230W</b>	57.00	
 M22S-DLH-R-K11-R	Black	Red	1NO/1NC	12–30 Vac/dc	<b>M22S-DLH-R-K11-R</b>	55.50
			1NO/1NC	85–264 Vac	<b>M22S-DLH-R-K11-230R</b>	55.50
	Green	2NO	12–30 Vac/dc	<b>M22S-DLH-G-K20-G</b>	55.50	
			85–264 Vac	<b>M22S-DLH-G-K20-230G</b>	55.50	
			12–30 Vac/dc	<b>M22S-DLH-W-K20-W</b>	55.50	
			85–264 Vac	<b>M22S-DLH-W-K20-230W</b>	55.50	

##### Operators Only<sup>①</sup>

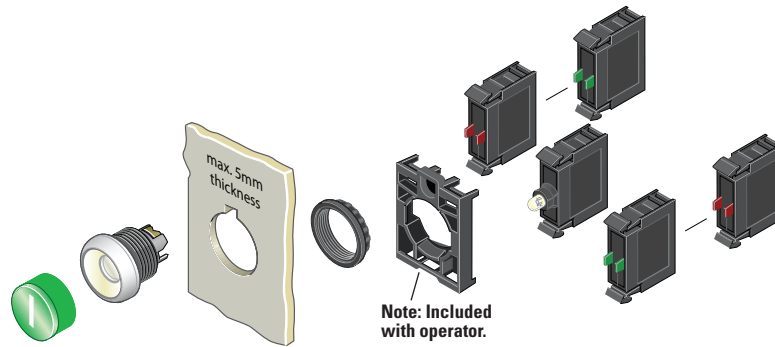
	Bezel	Button Color	Catalog Number	Price U.S. \$ <sup>②</sup>
 M22-DLH-R	Silver	Red	<b>M22-DLH-R</b>	10.70
		Green	<b>M22-DLH-G</b>	10.70
		White	<b>M22-DLH-W</b>	10.70
		Blue	<b>M22-DLH-B</b>	10.70
		Yellow	<b>M22-DLH-Y</b>	10.70
 M22S-DLH-R	Black	Red	<b>M22S-DLH-R</b>	9.20
		Green	<b>M22S-DLH-G</b>	9.20
		White	<b>M22S-DLH-W</b>	9.20
		Blue	<b>M22S-DLH-B</b>	9.20
		Yellow	<b>M22S-DLH-Y</b>	9.20
 M22-DGLH-R	Silver Guarded	Red	<b>M22-DGLH-R</b>	18.20
		Green	<b>M22-DGLH-G</b>	18.20
		White	<b>M22-DGLH-W</b>	18.20
		Blue	<b>M22-DGLH-B</b>	18.20
		Yellow	<b>M22-DGLH-Y</b>	18.20

##### Notes

① Includes contact block mounting adapter.


② Discount Symbol: **1CD1**.

Illuminated Pushbuttons, Extended, Momentary






Components

Button Lenses ①

	Color	Inscription	Catalog Number	Price U.S. \$ ④
<b>M22-XDH-R</b> 	Red	—	<b>M22-XDLH-R</b> ②	2.40
		Custom	<b>M22-XDLH-R-ETCH</b> ③	3.40
		STOP	<b>M22-XDLH-R-GB0</b>	3.40
		OFF	<b>M22-XDLH-R-GB5</b>	3.40
		Ⓞ	<b>M22-XDLH-R-X0</b>	3.40
	Green	—	<b>M22-XDLH-G</b> ②	2.40
		Custom	<b>M22-XDLH-G-ETCH</b> ③	3.40
		START	<b>M22-XDLH-G-GB1</b>	3.40
		ON	<b>M22-XDLH-G-GB6</b>	3.40
		Ⓛ	<b>M22-XDLH-G-X1</b>	3.40
Blue	—	<b>M22-XDLH-B</b> ②	2.40	
	Custom	<b>M22-XDLH-B-ETCH</b> ③	3.40	
	RESET	<b>M22-XDLH-B-GB14</b>	3.40	
	Ⓜ	<b>M22-XDLH-B-X6</b>	3.40	
White	—	<b>M22-XDLH-W</b> ②	2.40	
	Custom	<b>M22-XDLH-W-ETCH</b> ③	3.40	
Yellow	—	<b>M22-XDLH-Y</b> ②	2.40	
	Custom	<b>M22-XDLH-Y-ETCH</b> ③	3.40	

Buttonless Operator

	Bezel	Catalog Number	Price U.S. \$ ④
<b>M22-DL-X</b> 	Silver	<b>M22-DL-X</b>	8.30
<b>M22S-DL-X</b> 	Black	<b>M22S-DL-X</b>	6.80
<b>M22-DGL-X</b> 	Silver Guarded	<b>M22-DGL-X</b>	15.80

Light Units ①

Terminal Type	LED Color	Light Unit Voltage	Catalog Number	Price U.S. \$ ④
Screw	White	12–30 Vac/dc	<b>M22-LED-W</b>	26.00
	Red		<b>M22-LED-R</b>	26.00
	Green		<b>M22-LED-G</b>	26.00
	Blue		<b>M22-LED-B</b>	26.00
Screw	White	85–264 Vac	<b>M22-LED230-W</b>	26.00
	Red		<b>M22-LED230-R</b>	26.00
	Green		<b>M22-LED230-G</b>	26.00
	Blue		<b>M22-LED230-B</b>	26.00



Contact Blocks ①

Terminal Type	Contact Configuration	Catalog Number	Price U.S. \$ ④
Screw	NO	<b>M22-K10</b>	10.00
	NO, Early-Make	<b>M22-K10P</b>	11.00
	NC	<b>M22-K01</b>	10.00
	NC, Late-Break	<b>M22-K01D</b>	11.00
Spring-Cage	NO	<b>M22-CK10</b>	13.00
	NC	<b>M22-CK01</b>	13.00
	NC, Late-Break	<b>M22-CK01D</b>	11.00
	2NO	<b>M22-CK20</b>	23.00
	2NC	<b>M22-CK02</b>	23.00
	NO-NC	<b>M22-CK11</b>	23.00



Notes

- ① For complete listing of available button lenses, light units and contact blocks, see Accessories, **Pages 59–64**.
- ② Minimum order quantity of (10).
- ③ When ordering, specify inscription per catalog number suffix from the symbols library (see **Pages 77–84**) into the Order Notes. For example, M22-XDH-S-ETCH; Order Notes: Mark with symbol X91, Line item #\_.
- ④ Discount Symbol: **1CD1**.


# 47.4


## Pushbuttons and Indicating Lights

### M22 Modular Pushbuttons

#### Illuminated Pushbuttons, Extended, Maintained <sup>①</sup>

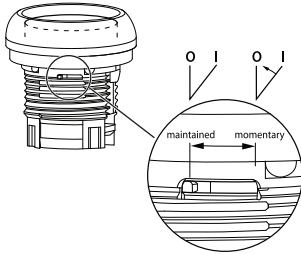
##### Operators Only <sup>②</sup>

	Bezel	Button Color	Catalog Number	Price U.S. \$ <sup>③</sup>
<b>M22-DRLH-W</b> 	Silver	Red	<b>M22-DRLH-R</b>	16.50
		Green	<b>M22-DRLH-G</b>	16.50
		White	<b>M22-DRLH-W</b>	16.50
		Blue	<b>M22-DRLH-B</b>	16.50
		Yellow	<b>M22-DRLH-Y</b>	16.50

<b>M22S-DRLH-W</b> 	Black	Red	<b>M22S-DRLH-R</b>	15.00
		Green	<b>M22S-DRLH-G</b>	15.00
		White	<b>M22S-DRLH-W</b>	15.00
		Blue	<b>M22S-DRLH-B</b>	15.00
		Yellow	<b>M22S-DRLH-Y</b>	15.00

#### Notes

- ① Maintained pushbuttons can be converted in the field to momentary operation by switching the locking ring, which is accessible through the side of the operator body.
- ② Includes contact block mounting adapter
- ③ Discount Symbol: **1CD1**.



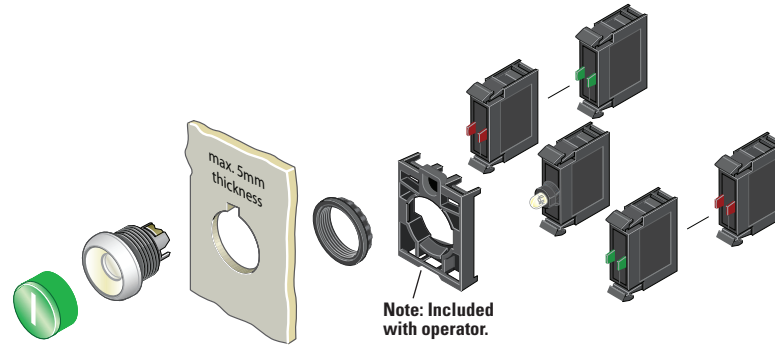
⊖ = Positively driven contact.

**Note:** This pilot device features a selectable function switch that enables the device to be set to either maintained or momentary operation.




## M22 Modular Pushbuttons

### Illuminated Pushbuttons, Extended, Maintained <sup>①</sup>





### Components


#### Button Lenses <sup>②</sup>

	Color	Inscription	Catalog Number	Price U.S. \$ <sup>⑤</sup>
<b>M22-XDLH-W</b> 	Red	—	<b>M22-XDLH-R</b> <sup>③</sup>	2.40
		Custom	<b>M22-XDLH-R-ETCH</b> <sup>④</sup>	3.40
		STOP	<b>M22-XDLH-R-GB0</b>	3.40
		OFF	<b>M22-XDLH-R-GB5</b>	3.40
		Ⓞ	<b>M22-XDLH-R-X0</b>	3.40
	Green	—	<b>M22-XDLH-G</b> <sup>③</sup>	2.40
		Custom	<b>M22-XDLH-G-ETCH</b> <sup>④</sup>	3.40
		START	<b>M22-XDLH-G-GB1</b>	3.40
		ON	<b>M22-XDLH-G-GB6</b>	3.40
		Ⓛ	<b>M22-XDLH-G-X1</b>	3.40
Blue	—	<b>M22-XDLH-B</b> <sup>③</sup>	2.40	
	Custom	<b>M22-XDLH-B-ETCH</b> <sup>④</sup>	3.40	
	RESET	<b>M22-XDLH-B-GB14</b>	3.40	
	Ⓜ	<b>M22-XDLH-B-X6</b>	3.40	
White	—	<b>M22-XDLH-W</b> <sup>③</sup>	2.40	
	Custom	<b>M22-XDLH-W-ETCH</b> <sup>④</sup>	3.40	
Yellow	—	<b>M22-XDLH-Y</b> <sup>③</sup>	2.40	
	Custom	<b>M22-XDLH-Y-ETCH</b> <sup>④</sup>	3.40	


#### Buttonless Operator

	Bezel	Catalog Number	Price U.S. \$ <sup>⑤</sup>
<b>M22-DRL-X</b> 	Silver	<b>M22-DRL-X</b>	14.10
<b>M22S-DRL-X</b> 	Black	<b>M22S-DRL-X</b>	12.60

#### Light Units <sup>②</sup>

Terminal Type	LED Color	Light Unit Voltage	Catalog Number	Price U.S. \$ <sup>⑤</sup>
<b>M22-LED-W</b> 	White	12–30 Vac/dc	<b>M22-LED-W</b>	26.00
	Red		<b>M22-LED-R</b>	26.00
	Green		<b>M22-LED-G</b>	26.00
	Blue		<b>M22-LED-B</b>	26.00
	White	85–264 Vac	<b>M22-LED230-W</b>	26.00
	Red		<b>M22-LED230-R</b>	26.00
	Green		<b>M22-LED230-G</b>	26.00
	Blue		<b>M22-LED230-B</b>	26.00

#### Contact Blocks <sup>②</sup>

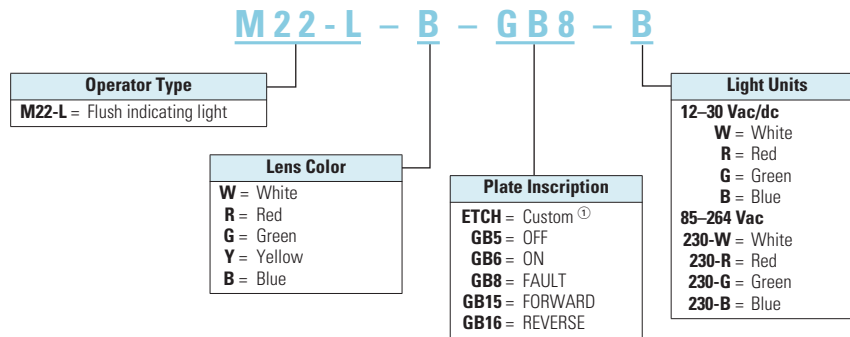
Terminal Type	Contact Configuration	Catalog Number	Price U.S. \$ <sup>⑤</sup>	
<b>M22-K10</b> 	Screw	NO	<b>M22-K10</b>	10.00
		NO, Early-Make	<b>M22-K10P</b>	11.00
		NC	<b>M22-K01</b>	10.00
		NC, Late-Break	<b>M22-K01D</b>	11.00
Spring-Cage		NO	<b>M22-CK10</b>	13.00
		NC	<b>M22-CK01</b>	13.00
		NC, Late-Break	<b>M22-CK01D</b>	11.00
		2NO	<b>M22-CK20</b>	23.00
		2NC	<b>M22-CK02</b>	23.00
		NO-NC	<b>M22-CK11</b>	23.00

#### Notes

- ① Maintained pushbuttons can be converted in the field to momentary operation by switching the locking ring, which is accessible through the side of the operator body.
- ② For complete listing of available button lenses, light units and contact blocks, see Accessories, **Pages 59–64**.
- ③ Minimum order quantity of (10).
- ④ When ordering, specify inscription per catalog number suffix from the symbols library (see **Pages 77–84**) into the Order Notes. For example, M22-XDLH-S-ETCH; Order Notes: Mark with symbol X91, Line item #\_\_.
- ⑤ Discount Symbol: **1CD1**.

#### Catalog Number Selection

##### Indicating Lights



**Note:** Light unit should match color of lens. Use white light unit with yellow lens.


<sup>①</sup> When ordering, specify inscription per catalog number suffix from the symbols library (see **Pages 77–84**) into the Order Notes. For example, M22-L-B-ETCH; Order Notes: Mark with symbol X91, Line item #\_.

**Note:** Catalog Number Selection is for illustrative purposes only and not to be used to create new catalog numbers.


#### Product Selection

##### Indicating Lights, Flush

###### Complete Devices

	Lens Color	Light Color	Light Unit Voltage	Catalog Number	Price U.S. \$ <sup>②</sup>
	White	White	12–30 Vac/dc	<b>M22-L-W-W</b>	36.75
	Red	Red		<b>M22-L-R-R</b>	36.75
	Green	Green		<b>M22-L-G-G</b>	36.75
	Yellow	White		<b>M22-L-Y-W</b>	36.75
	Blue	Blue		<b>M22-L-B-B</b>	36.75
	White	White	85–264 Vac/dc	<b>M22-L-W-230W</b>	36.75
	Red	Red		<b>M22-L-R-230R</b>	36.75
	Green	Green		<b>M22-L-G-230G</b>	36.75
	Yellow	White		<b>M22-L-Y-230W</b>	36.75
	Blue	Blue		<b>M22-L-B-230B</b>	36.75


###### Operators Only <sup>①</sup>

	Lens Color	Catalog Number	Price U.S. \$ <sup>②</sup>
	White	<b>M22-L-W</b>	10.70
	Red	<b>M22-L-R</b>	10.70
	Green	<b>M22-L-G</b>	10.70
	Yellow	<b>M22-L-Y</b>	10.70
	Blue	<b>M22-L-B</b>	10.70

###### Notes

- <sup>①</sup> Includes contact block mounting adapter.
- <sup>②</sup> Discount Symbol: **1CD1**.

Indicating Lights, Flush



Components

Lenses ①



	Color	Inscription	Catalog Number	Price U.S. \$ ⑤
<b>M22-XL-R</b>	Red	—	<b>M22-XL-R</b> ②	6.60
		Custom	<b>M22-XL-R-ETCH</b> ③	7.60
		OFF	<b>M22-XL-R-GB5</b>	7.60
Green		—	<b>M22-XL-G</b> ②	6.60
		Custom	<b>M22-XL-G-ETCH</b> ③	7.60
		ON	<b>M22-XL-G-GB6</b>	7.60
		REVERSE	<b>M22-XL-G-GB16</b>	7.60
		Blue	—	<b>M22-XL-B</b> ②
Blue		Custom	<b>M22-XL-B-ETCH</b> ③	7.60
		FAULT	<b>M22-XL-B-GB8</b>	7.60
	White	—	<b>M22-XL-W</b> ②	6.60
		Custom	<b>M22-XL-W-ETCH</b> ③	7.60
Yellow		OFF	<b>M22-XL-W-GB5</b>	7.60
		ON	<b>M22-XL-W-GB6</b>	7.60
		FAULT	<b>M22-XL-W-GB8</b>	7.60
		FORWARD	<b>M22-XL-W-GB15</b>	7.60
		—	<b>M22-XL-Y</b> ②	6.60
	Custom	<b>M22-XL-Y-ETCH</b> ③	7.60	

Light Units ①④



Terminal Type	LED Color	Light Unit Voltage	Catalog Number	Price U.S. \$ ⑤
Screw	White	12–30	<b>M22-LED-W</b>	26.00
	Red	Vac/dc	<b>M22-LED-R</b>	26.00
	Green		<b>M22-LED-G</b>	26.00
	Blue		<b>M22-LED-B</b>	26.00
Screw	White	85–264	<b>M22-LED230-W</b>	26.00
	Red	Vac	<b>M22-LED230-R</b>	26.00
	Green		<b>M22-LED230-G</b>	26.00
	Blue		<b>M22-LED230-B</b>	26.00

Notes

- ① For complete listing of available lenses and light units, see Accessories, **Pages 59–64**.
- ② Minimum order quantity of (10).
- ③ When ordering, specify inscription per catalog number suffix from the symbols library (see **Pages 77–84**) into the Order Notes. For example, M22-XL-R-ETCH; Order Notes: Mark with symbol X91, Line item #\_.
- ④ Select the same color LED element as lens color; for yellow lens, choose a white LED.
- ⑤ Discount Symbol: **1CD1**.

Lensless Indicating Light

Catalog Number	Price U.S. \$ ⑤
<b>M22-L-X</b>	4.05



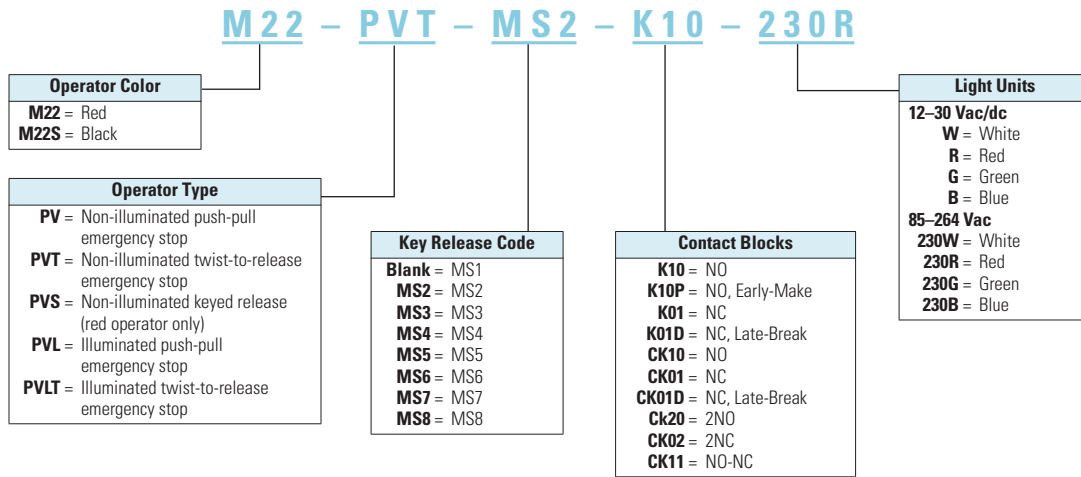
# 47.4

## Pushbuttons and Indicating Lights

### M22 Modular Pushbuttons

#### Catalog Number Selection

##### Emergency Stops




**Note:** Catalog Number Selection is for illustrative purposes only and not to be used to create new catalog numbers.

#### Product Selection

##### Non-Illuminated Emergency Stops

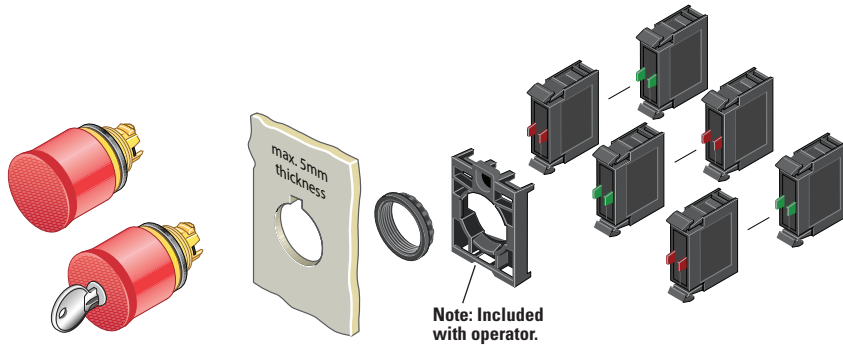
###### Complete Devices

	Type	Color	Contact Block Configuration	Catalog Number	Price U.S. \$ <sup>①</sup>
	Push-Pull	Red	NC	<b>M22-PV-K01</b>	30.75
			2NC	<b>M22-PV-K02</b>	40.75
			1NO-2NC	<b>M22-PV-K12</b>	50.50
	Twist-to-Release	Red	NC	<b>M22-PVT-K01</b>	46.75
			2NC	<b>M22-PVT-K02</b>	57.00
			1NO-2NC	<b>M22-PVT-K12</b>	66.50
	Key Release	Red	NC	<b>M22-PVS-K01</b>	77.00
			2NC	<b>M22-PVS-K02</b>	87.00
			1NO-2NC	<b>M22-PVS-K12</b>	96.50

**Note**

① Discount Symbol: **1CD1**.

Non-Illuminated Emergency Stops



Note: Included with operator.

Components

Operators Only <sup>①</sup>

M22-PV



Type	Color	Catalog Number	Price U.S. \$ <sup>⑥</sup>
Push-Pull	Red	<b>M22-PV</b>	20.60
	Black	<b>M22S-PV</b>	20.60
Twist-to-Release	Red	<b>M22-PVT</b>	36.75
	Black	<b>M22S-PVT</b>	36.75
Key Release <sup>③</sup>	Red	<b>M22-PVS</b> <sup>④</sup>	67.00
		<b>M22-PVS-MS2</b>	67.00
		<b>M22-PVS-MS3</b>	67.00
		<b>M22-PVS-MS4</b>	67.00
		<b>M22-PVS-MS5</b>	67.00
		<b>M22-PVS-MS6</b>	67.00
		<b>M22-PVS-MS7</b>	67.00
		<b>M22-PVS-MS8</b>	67.00

Contact Blocks <sup>②</sup>

M22-K10



Terminal Type	Contact Configuration	Catalog Number	Price U.S. \$ <sup>⑥</sup>
Screw	NO	<b>M22-K10</b>	10.00
	NO, Early-Make	<b>M22-K10P</b>	11.00
	NC	<b>M22-K01</b>	10.00
	NC, Late-Break	<b>M22-K01D</b>	11.00
Spring-Cage	NO	<b>M22-CK10</b>	13.00
	NC	<b>M22-CK01</b>	13.00
	NC, Late-Break	<b>M22-CK01D</b>	11.00
	2NO	<b>M22-CK20</b>	23.00
	2NC	<b>M22-CK02</b>	23.00
	NO-NC	<b>M22-CK11</b>	23.00

Extra Keys <sup>⑤</sup>

M22-ES-MS1



For Key Code	Catalog Number	Price U.S. \$ <sup>⑥</sup>
MS1	<b>M22-ES-MS1</b>	4.40
MS2	<b>M22-ES-MS2</b>	4.40
MS3	<b>M22-ES-MS3</b>	4.40
MS4	<b>M22-ES-MS4</b>	4.40
MS5	<b>M22-ES-MS5</b>	4.40
MS6	<b>M22-ES-MS6</b>	4.40
MS7	<b>M22-ES-MS7</b>	4.40
MS8	<b>M22-ES-MS8</b>	4.40

Accessories

M22-XGWK



Description	Catalog Number	Price U.S. \$ <sup>⑥</sup>
Guard Ring	<b>M22-XGWK</b>	11.25
Yellow Guard Ring	<b>M22-XGPV</b>	16.25
Gray Guard Ring	<b>M22G-XGPV</b>	16.25
Sealing Shroud	<b>M22-PL-PV</b>	22.00

M22-XGPV



M22G-XGPV



Notes

- ① Includes contact block mounting adapter.
- ② For complete listing of available contact blocks, see Accessories, **Pages 59–64**.
- ③ Key included. For identical locks and keys, use the same key code. One key is included with actuator; additional keys are available as accessories.
- ④ Includes Key Code MS1.
- ⑤ For use with key release operators only. One key included with operator.
- ⑥ Discount Symbol: **1CD1**.


# 47.4

## Pushbuttons and Indicating Lights

### M22 Modular Pushbuttons

#### Illuminated Emergency Stops

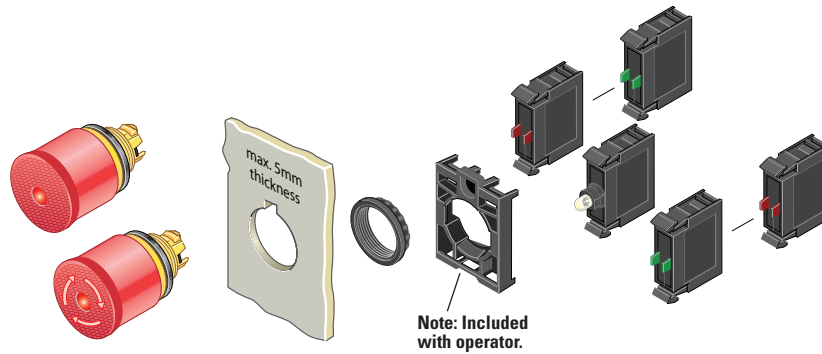
##### Complete Devices

	Type	Button Color	LED Color	Contact Block Configuration	Light Unit Voltage	Catalog Number	Price U.S. \$ <sup>①</sup>	
 <p><b>M22-PVL-K01-R</b></p>	Push-Pull	Red	Red	NC	12–30 Vac/dc	<b>M22-PVL-K01-R</b>	57.00	
				2NC	12–30 Vac/dc	<b>M22-PVL-K02-R</b>	67.00	
				1NO-2NC	12–30 Vac/dc	<b>M22-PVL-K12-R</b>	76.50	
				NC	85–264 Vac	<b>M22-PVL-K01-230R</b>	57.00	
				2NC	85–264 Vac	<b>M22-PVL-K02-230R</b>	67.00	
				1NO-2NC	85–264 Vac	<b>M22-PVL-K12-230R</b>	76.50	
	Twist-to-Release				NC	12–30 Vac/dc	<b>M22-PVLT-K01-R</b>	73.00
					2NC	12–30 Vac/dc	<b>M22-PVLT-K02-R</b>	83.00
					1NO-2NC	12–30 Vac/dc	<b>M22-PVLT-K12-R</b>	92.50
					NC	85–264 Vac	<b>M22-PVLT-K01-230R</b>	73.00
					2NC	85–264 Vac	<b>M22-PVLT-K02-230R</b>	83.00
					1NO-2NC	85–264 Vac	<b>M22-PVLT-K12-230R</b>	92.50

**Note**

<sup>①</sup> Discount Symbol: **1CD1**.

**Illuminated Emergency Stops**



**Components**

**Operators Only** <sup>①</sup>

**M22-PVL**



Type	Color	Catalog Number	Price U.S. \$ <sup>③</sup>
Push-Pull	Red	<b>M22-PVL</b>	46.75
	Black	<b>M22S-PVL</b>	46.75
Twist-to-Release	Red	<b>M22-PVLT</b>	63.00
	Black	<b>M22S-PVLT</b>	63.00

**Light Units** <sup>②</sup>

**M22-LED-W**



Terminal Type	LED Color	Light Unit Voltage	Catalog Number	Price U.S. \$ <sup>③</sup>
Screw	White	12–30 Vac/dc	<b>M22-LED-W</b>	26.00
	Red	12–30 Vac/dc	<b>M22-LED-R</b>	26.00
Screw	White	85–264 Vac	<b>M22-LED230-W</b>	26.00
	Red	85–264 Vac	<b>M22-LED230-R</b>	26.00
Screw	White	207–264 Vac	<b>M22-LED230H-W</b>	26.00
	Red	207–264 Vac	<b>M22-LED230H-R</b>	26.00

**Contact Blocks** <sup>②</sup>

**M22-K10**



Terminal Type	Contact Configuration	Catalog Number	Price U.S. \$ <sup>③</sup>
Screw	NO	<b>M22-K10</b>	10.00
	NO, Early-Make	<b>M22-K10P</b>	11.00
	NC	<b>M22-K01</b>	10.00
	NC, Late-Break	<b>M22-K01D</b>	11.00
Spring-Cage	NO	<b>M22-CK10</b>	13.00
	NC	<b>M22-CK01</b>	13.00
	NC, Late-Break	<b>M22-CK01D</b>	11.00
	2NO	<b>M22-CK20</b>	23.00
	2NC	<b>M22-CK02</b>	23.00
	NO-NC	<b>M22-CK11</b>	23.00

**Accessories**

**M22-XGWK**



Description	Catalog Number	Price U.S. \$ <sup>③</sup>
Guard Ring	<b>M22-XGWK</b>	11.25

**M22-XGPV**



Yellow Guard Ring	<b>M22-XGPV</b>	16.25
-------------------	-----------------	-------

**M22G-XGPV**



Gray Guard Ring	<b>M22G-XGPV</b>	16.25
-----------------	------------------	-------

Sealing Shroud	<b>M22-PL-PV</b>	22.00
----------------	------------------	-------

**Notes**

- ① Includes contact block mounting adapter.
- ② For complete listing of available light units and contact blocks, see Accessories, Pages 59–64.
- ③ Discount Symbol: **1CD1**.



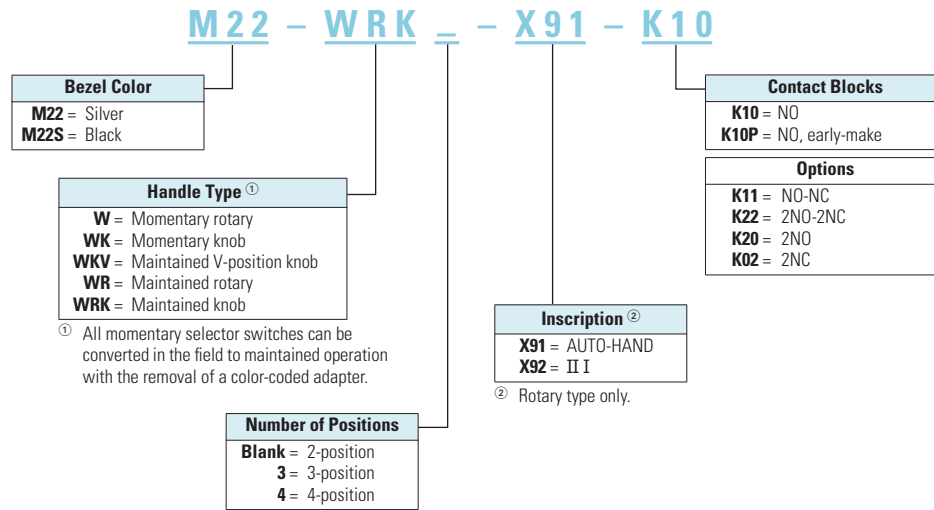
# 47.4

## Pushbuttons and Indicating Lights

### M22 Modular Pushbuttons

#### Catalog Number Selection

##### Non-Illuminated Selector Switches



**Note:** Catalog Number Selection is for illustrative purposes only and not to be used to create new catalog numbers.

#### Product Selection

##### Non-Illuminated Selector Switches

###### Complete Devices, Knob Type <sup>①</sup>



Type	Switching Position	Bezel	Contact Block Configuration	Catalog Number	Price U.S. \$ <sup>②</sup>
M22-WKV-K10	2-Position Maintained 	Silver	NO	M22-WRK-K10	24.40
			1NO-1NC	M22-WRK-K11	34.50
			2NO-2NC	M22-WRK-K22	54.50
		Black	NO	M22S-WRK-K10	21.40
			1NO-1NC	M22S-WRK-K11	31.50
			2NO-2NC	M22S-WRK-K22	51.50
	Maintained V 	Silver	NO	M22S-WKV-K10	21.40
			1NO-1NC	M22S-WKV-K11	31.50
			2NO-2NC	M22S-WKV-K22	51.50
		Black	NO	M22S-WKV-K10	21.40
			1NO-1NC	M22S-WKV-K11	31.50
			2NO-2NC	M22S-WKV-K22	51.50
3-Position Maintained 	Silver	2NO	M22-WRK3-K20	33.00	
		2NO-2NC	M22-WRK3-K22	53.00	
		Black	2NO	M22S-WRK3-K20	31.50
	Black	2NO-2NC	M22S-WRK3-K22	51.50	

**Notes**


- ① Includes contact block mounting adapter.
- ② Discount Symbol: **1CD1**.

47

**Non-Illuminated Selector Switches**

**Components**

**Operators Only, Knob Type ①**

Type	Switching Position	Bezel	Catalog Number	Price U.S. \$ ③		
 <p>M22-WK</p>	2-Position	Momentary ②	Silver Black	M22-WK M22S-WK	16.90 15.40	
		Maintained	Silver Black	M22-WRK M22S-WRK	12.90 11.40	
	Maintained V		Silver Black	M22-WKV M22S-WKV	12.90 11.40	
		3-Position	Momentary ②	Silver Black	M22-WK3 M22S-WK3	16.90 15.40
	Maintained			Silver Black	M22-WRK3 M22S-WRK3	12.90 11.40
			Maintained, Return from Left	Silver Black	M22-WRK3-2 M22S-WRK3-2	16.90 15.40
	Maintained, Return from Right			Silver Black	M22-WRK3-1 M22S-WRK3-1	16.90 15.40
			4-Position	Maintained	Silver Black	M22-WRK4 M22S-WRK4


**Notes**

- ① Includes contact block mounting adapter.
- ② Momentary selector switches can be converted in the field to maintained operation with the removal of a color coded adapter. See **Page 66**.
- ③ Discount Symbol: **1CD1**.

#### Non-Illuminated Selector Switches

#### Components

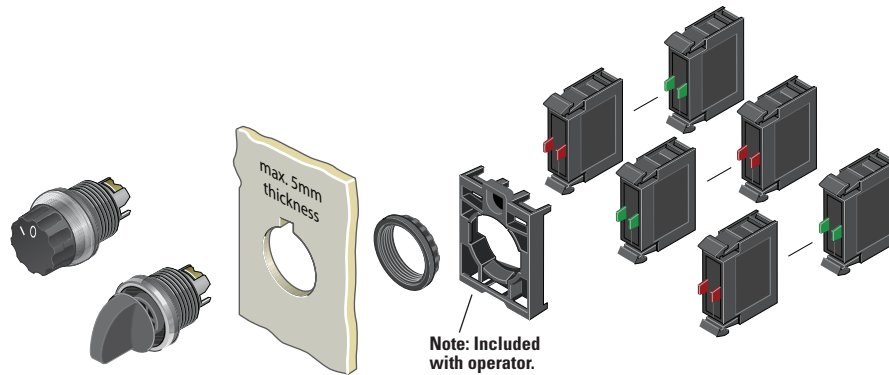
#### Operators Only, Rotary Type <sup>①</sup>

Type	Switching Position	Bezel	Rotary Type	Catalog Number	Price U.S. \$ <sup>④</sup>						
<b>M22S-WR3-X94</b> 	2-Position	Momentary <sup>②</sup>	Silver	I-O	<b>M22-W</b>	19.40					
			Black	I-O	<b>M22S-W</b>	17.90					
		Maintained	Silver	—	<b>M22-WR</b>	15.40					
				Custom	<b>M22-WR-ETCH</b> <sup>③</sup>	15.40					
				AUTO-HAND	<b>M22-WR-X91</b>	15.40					
			Black	II-I	<b>M22-WR-X92</b>	15.40					
				—	<b>M22S-WR</b>	13.90					
				Custom	<b>M22S-WR-ETCH</b> <sup>③</sup>	13.90					
			Black	AUTO-HAND	<b>M22S-WR-X91</b>	13.90					
				II-I	<b>M22S-WR-X92</b>	13.90					
				—	<b>M22S-WR3</b>	19.40					
			3-Position	Momentary <sup>②</sup>	Silver	I-O-II	<b>M22-W3</b>	14.40			
Maintained									—	<b>M22-WR3</b>	14.40
									Custom	<b>M22-WR3-ETCH</b> <sup>③</sup>	15.40
	AUTO-O-MAN	<b>M22-WR3-X94</b>							15.40		
Black	I-O-II	<b>M22S-W3</b>							17.90		
	—	<b>M22S-WR3</b>							12.90		
	Custom	<b>M22S-WR3-ETCH</b> <sup>③</sup>	13.90								
		Black	AUTO-O-MAN	<b>M22S-WR3-X94</b>	13.90						
			4-Position	Maintained	Silver	—	<b>M22-WR4</b>	45.00			
					Black	—	<b>M22S-WR4</b>	43.50			

#### Notes

- ① Includes contact block mounting adapter.
- ② Momentary selector switches can be converted in the field to maintained operation with the removal of a color coded adapter. See **Page 66**.
- ③ When ordering, specify inscription per catalog number suffix from the symbols library (see **Pages 77–84**) into the Order Notes. For example, M22-WR3-ETCH; Order Notes: Mark with symbol X88, Line item #\_.
- ④ Discount Symbol: **1CD1**.

Non-Illuminated Selector Switches



Components

Contact Blocks <sup>①</sup>

Terminal Type	Contact Configuration	Catalog Number	Price U.S. \$ <sup>④</sup>
Screw	NO	<b>M22-K10</b>	10.00
	NO, Early-Make	<b>M22-K10P</b>	11.00
	NC	<b>M22-K01</b>	10.00
	NC, Late-Break	<b>M22-K01D</b>	11.00
Spring-Cage	NO	<b>M22-CK10</b>	13.00
	NC	<b>M22-CK01</b>	13.00
	NC, Late-Break	<b>M22-CK01D</b>	11.00
	2NO	<b>M22-CK20</b>	23.00
	2NC	<b>M22-CK02</b>	23.00
	NO-NC	<b>M22-CK11</b>	23.00



Accessories

Description	Catalog Number	Price U.S. \$ <sup>④</sup>
Plunger Bridge <sup>②</sup>	<b>M22-XW</b>	4.00
Key Cover	<b>M22-XWS</b>	10.00
Key Withdraw Adapter <sup>③</sup>	<b>M22-XC-R</b>	4.00
Coding Adapter	<b>M22-XC-Y</b>	4.00

M22-XW



M22-XWS



M22-XC-R



M22-XC-Y



Notes

- ① For complete listing of available contact blocks, see Accessories, **Pages 59–64**.
- ② Plunger needed to actuate center-mounted contact blocks. Used for non-illuminated 3-position selector switches only.
- ③ Enables a keyed selector switch to be set to user-selected key withdraw position.
- ④ Discount Symbol: **1CD1**.

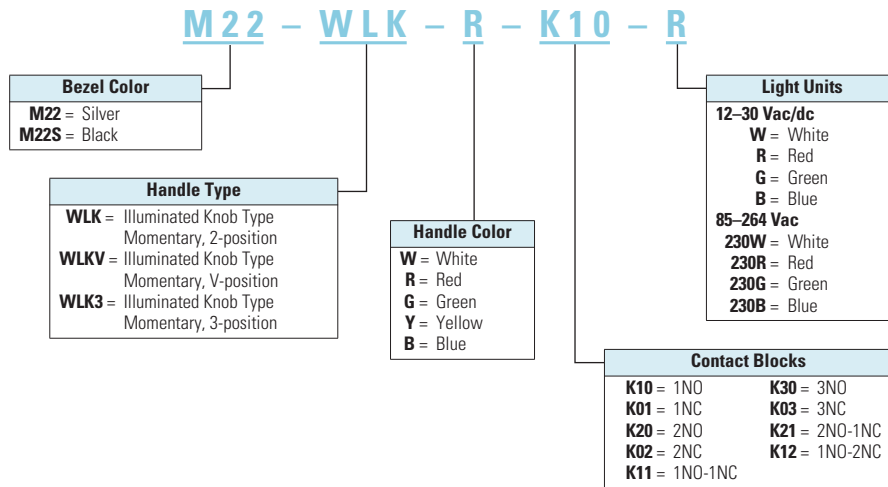
# 47.4

## Pushbuttons and Indicating Lights

### M22 Modular Pushbuttons

#### Catalog Number Selection

#### Illuminated Selector Switches



**Note:** Catalog Number Selection is for illustrative purposes only and not to be used to create new catalog numbers.

**Product Selection**

**Illuminated Selector Switches**

**Components**

**Operators Only, Knob Type ①**

M22-WLK-W



Type	Switching Position	Bezel	Button Color	Catalog Number	Price U.S. \$ ③	
2-Position	Momentary ② 	Silver	White	<b>M22-WLK-W</b>	22.90	
			Red	<b>M22-WLK-R</b>	22.90	
			Green	<b>M22-WLK-G</b>	22.90	
			Yellow	<b>M22-WLK-Y</b>	22.90	
			Blue	<b>M22-WLK-B</b>	22.90	
		Black	White	<b>M22S-WLK-W</b>	21.40	
			Red	<b>M22S-WLK-R</b>	21.40	
			Green	<b>M22S-WLK-G</b>	21.40	
			Yellow	<b>M22S-WLK-Y</b>	21.40	
			Blue	<b>M22S-WLK-B</b>	21.40	
		Maintained 	Silver	White	<b>M22-WRLK-W</b>	18.90
				Red	<b>M22-WRLK-R</b>	18.90
	Green			<b>M22-WRLK-G</b>	18.90	
	Yellow			<b>M22-WRLK-Y</b>	18.90	
	Blue			<b>M22-WRLK-B</b>	18.90	
	Black		White	<b>M22S-WRLK-W</b>	17.40	
			Red	<b>M22S-WRLK-R</b>	17.40	
			Green	<b>M22S-WRLK-G</b>	17.40	
			Yellow	<b>M22S-WRLK-Y</b>	17.40	
			Blue	<b>M22S-WRLK-B</b>	17.40	
	Maintained V 		Silver	White	<b>M22-WLKV-W</b>	18.90
				Red	<b>M22-WLKV-R</b>	18.90
		Green		<b>M22-WLKV-G</b>	18.90	
		Yellow		<b>M22-WLKV-Y</b>	18.90	
Blue		<b>M22-WLKV-B</b>		18.90		
Black		White	<b>M22S-WLKV-W</b>	17.40		
		Red	<b>M22S-WLKV-R</b>	17.40		
		Green	<b>M22S-WLKV-G</b>	17.40		
		Yellow	<b>M22S-WLKV-Y</b>	17.40		
		Blue	<b>M22S-WLKV-B</b>	17.40		

**Notes**

- ① Includes contact block mounting adapter.
- ② Momentary selector switches can be converted in the field to maintained operation with the removal of a color coded adapter. See **Page 66**.
- ③ Discount Symbol: **1CD1**.

#### Illuminated Selector Switches

#### Components

#### Operators Only, Knob Type <sup>①</sup>

M22-WLK3-W



Type	Switching Position	Bezel	Button Color	Catalog Number	Price U.S. \$ <sup>③</sup>	
3-Position	Momentary <sup>②</sup>	Silver	White	M22-WLK3-W	22.90	
			Red	M22-WLK3-R	22.90	
			Green	M22-WLK3-G	22.90	
			Yellow	M22-WLK3-Y	22.90	
			Blue	M22-WLK3-B	22.90	
			Black	White	M22S-WLK3-W	21.40
		Black	Red	M22S-WLK3-R	21.40	
		Black	Green	M22S-WLK3-G	21.40	
		Black	Yellow	M22S-WLK3-Y	21.40	
		Black	Blue	M22S-WLK3-B	21.40	
		Maintained	Silver	White	M22-WRLK3-W	18.90
				Red	M22-WRLK3-R	18.90
	Green			M22-WRLK3-G	18.90	
	Yellow			M22-WRLK3-Y	18.90	
	Blue			M22-WRLK3-B	18.90	
	Black			White	M22S-WRLK3-W	17.40
	Black		Red	M22S-WRLK3-R	17.40	
	Black		Green	M22S-WRLK3-G	17.40	
	Black		Yellow	M22S-WRLK3-Y	17.40	
	Black		Blue	M22S-WRLK3-B	17.40	
	Maintained, Return from Right		Silver	White	M22-WRLK3-1-W	22.90
				Red	M22-WRLK3-1-R	22.90
		Green		M22-WRLK3-1-G	22.90	
		Yellow		M22-WRLK3-1-Y	22.90	
Blue		M22-WRLK3-1-B		22.90		
Black		White		M22S-WRLK3-1-W	21.40	
Black		Red	M22S-WRLK3-1-R	21.40		
Black		Green	M22S-WRLK3-1-G	21.40		
Black		Yellow	M22S-WRLK3-1-Y	21.40		
Black		Blue	M22S-WRLK3-1-B	21.40		
Maintained, Return from Left		Silver	White	M22-WRLK3-2-W	22.90	
			Red	M22-WRLK3-2-R	22.90	
	Green		M22-WRLK3-2-G	22.90		
	Yellow		M22-WRLK3-2-Y	22.90		
	Blue		M22-WRLK3-2-B	22.90		
	Black		White	M22S-WRLK3-2-W	21.40	
	Black	Red	M22S-WRLK3-2-R	21.40		
	Black	Green	M22S-WRLK3-2-G	21.40		
	Black	Yellow	M22S-WRLK3-2-Y	21.40		
	Black	Blue	M22S-WRLK3-2-B	21.40		

#### Notes

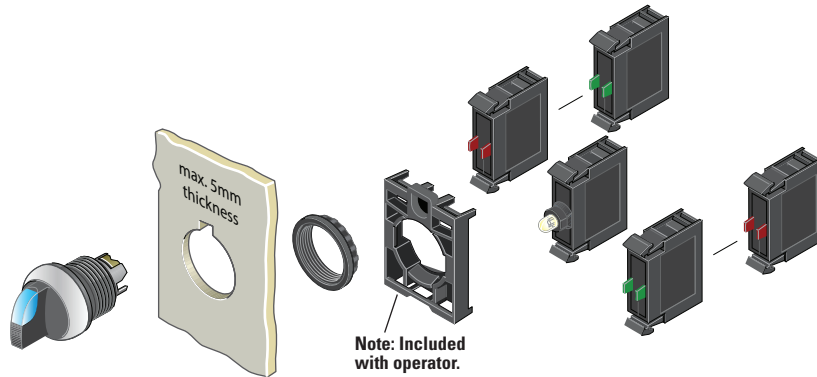
<sup>①</sup> Includes contact block mounting adapter.

<sup>②</sup> Momentary selector switches can be converted in the field to maintained operation with the removal of a color coded adapter. See **Page 66**.

<sup>③</sup> Discount Symbol: **1CD1**.



Illuminated Selector Switches



Light Units <sup>①④</sup>

M22-LED-W



Terminal Type	LED Color	Light Unit Voltage	Catalog Number	Price U.S. \$ <sup>⑤</sup>
Screw	White	12–30 Vac/dc	<b>M22-LED-W</b>	26.00
	Red		<b>M22-LED-R</b>	26.00
	Green		<b>M22-LED-G</b>	26.00
	Blue		<b>M22-LED-B</b>	26.00
Screw	White	85–264 Vac	<b>M22-LED230-W</b>	26.00
	Red		<b>M22-LED230-R</b>	26.00
	Green		<b>M22-LED230-G</b>	26.00
	Blue		<b>M22-LED230-B</b>	26.00

Contact Blocks <sup>①</sup>

M22-K10



Terminal Type	Contact Configuration	Catalog Number	Price U.S. \$ <sup>⑤</sup>
Screw	NO	<b>M22-K10</b>	10.00
	NO, Early-Make	<b>M22-K10P</b>	11.00
	NC	<b>M22-K01</b>	10.00
	NC, Late-Break	<b>M22-K01D</b>	11.00
Spring-Cage	NO	<b>M22-CK10</b>	13.00
	NC	<b>M22-CK01</b>	13.00
	NC, Late-Break	<b>M22-CK01D</b>	11.00
	2NO	<b>M22-CK20</b>	23.00
	2NC	<b>M22-CK02</b>	23.00
	NO-NC	<b>M22-CK11</b>	23.00

Accessories

M22-XW



Description	Catalog Number	Price U.S. \$ <sup>⑤</sup>
Plunger Bridge <sup>②</sup>	<b>M22-XW</b>	4.00

M22-XWS



Key Cover	<b>M22-XWS</b>	10.00
-----------	----------------	-------

M22-XC-R



Key Withdraw Adapter <sup>③</sup>	<b>M22-XC-R</b>	4.00
-----------------------------------	-----------------	------

M22-XC-Y



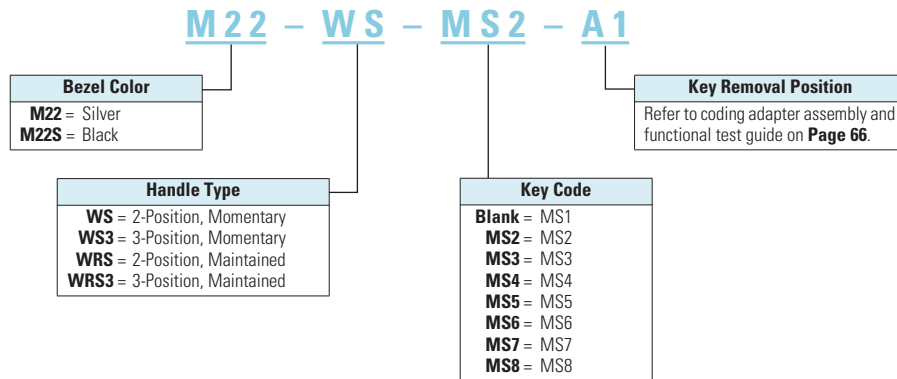
Coding Adapter	<b>M22-XC-Y</b>	4.00
----------------	-----------------	------

Notes

- ① For complete listing of available light units and contact blocks, see Accessories, Pages 59–64.
- ② Plunger needed to actuate center-mounted contact blocks. Used for non-illuminated 3-position selector switches only.
- ③ Enables a keyed selector switch to be set to user-selected key withdraw position.
- ④ Select the same color LED element as lens color; for yellow lens, choose a white LED.
- ⑤ Discount Symbol: **1CD1**.

#### Catalog Number Selection

##### Key-Operated Selector Switches





**Note:** Catalog Number Selection is for illustrative purposes only and not to be used to create new catalog numbers.

#### Product Selection

##### Key-Operated Selector Switches <sup>①②</sup>

##### Components

##### Operators Only <sup>③</sup>



Type	Switching Position	Bezel	Key Removal Position	Key Code	Catalog Number	Price U.S. \$ <sup>⑤</sup>	
M22-WS 	2-Position 	Silver	Return from Right, Key Removable Left	MS1	<b>M22-WS</b>	53.50	
				MS2	<b>M22-WS-MS2</b>	53.50	
				MS3	<b>M22-WS-MS3</b>	53.50	
				MS4	<b>M22-WS-MS4</b>	53.50	
				MS5	<b>M22-WS-MS5</b>	53.50	
				MS6	<b>M22-WS-MS6</b>	53.50	
				MS7	<b>M22-WS-MS7</b>	53.50	
				MS8	<b>M22-WS-MS8</b>	53.50	
			Black	Return from Right, Key Removable Left	MS1	<b>M22S-WS</b>	52.00
					MS2	<b>M22S-WS-MS2</b>	52.00
					MS3	<b>M22S-WS-MS3</b>	52.00
					MS4	<b>M22S-WS-MS4</b>	52.00
					MS5	<b>M22S-WS-MS5</b>	52.00
					MS6	<b>M22S-WS-MS6</b>	52.00
					MS7	<b>M22S-WS-MS7</b>	52.00
					MS8	<b>M22S-WS-MS8</b>	52.00

##### Notes

- ① Includes 1 key.
- ② Key removal positions can be modified in the field using coding adapters; see chart on **Page 66**.
- ③ Includes contact block mounting adapter.
- ④ Momentary selector switches can be converted in the field to maintained operation with the removal of a color coded adapter. See **Page 66**.
- ⑤ Discount Symbol: **1CD1**.

**Key-Operated Selector Switches** <sup>①②</sup>  
**Components**

**Operators Only, Continued** <sup>③</sup>

Type	Switching Position	Bezel	Key Removal Position	Key Code	Catalog Number	Price U.S. \$ <sup>⑤</sup>		
<b>M22S-WRS</b> 	2-Position	Maintained	Silver	Key Removable Left	MS1	<b>M22-WRS-A1</b>	49.50	
					MS2	<b>M22-WRS-MS2-A1</b>	49.50	
					MS3	<b>M22-WRS-MS3-A1</b>	49.50	
					MS4	<b>M22-WRS-MS4-A1</b>	49.50	
					MS5	<b>M22-WRS-MS5-A1</b>	49.50	
					MS6	<b>M22-WRS-MS6-A1</b>	49.50	
					MS7	<b>M22-WRS-MS7-A1</b>	49.50	
					MS8	<b>M22-WRS-MS8-A1</b>	49.50	
				Key Removable Left/Right	MS1	<b>M22-WRS</b>	49.50	
					MS2	<b>M22-WRS-MS2</b>	49.50	
					MS3	<b>M22-WRS-MS3</b>	49.50	
					MS4	<b>M22-WRS-MS4</b>	49.50	
					MS5	<b>M22-WRS-MS5</b>	49.50	
					MS6	<b>M22-WRS-MS6</b>	49.50	
					MS7	<b>M22-WRS-MS7</b>	49.50	
					MS8	<b>M22-WRS-MS8</b>	49.50	
			Black	Key Removable Left	MS1	<b>M22S-WRS-A1</b>	48.00	
					MS2	<b>M22S-WRS-MS2-A1</b>	48.00	
					MS3	<b>M22S-WRS-MS3-A1</b>	48.00	
					MS4	<b>M22S-WRS-MS4-A1</b>	48.00	
					MS5	<b>M22S-WRS-MS5-A1</b>	48.00	
					MS6	<b>M22S-WRS-MS6-A1</b>	48.00	
					MS7	<b>M22S-WRS-MS7-A1</b>	48.00	
					MS8	<b>M22S-WRS-MS8-A1</b>	48.00	
				Key Removable Left/Right	MS1	<b>M22S-WRS</b>	48.00	
					MS2	<b>M22S-WRS-MS2</b>	48.00	
					MS3	<b>M22S-WRS-MS3</b>	48.00	
					MS4	<b>M22S-WRS-MS4</b>	48.00	
MS5	<b>M22S-WRS-MS5</b>	48.00						
MS6	<b>M22S-WRS-MS6</b>	48.00						
MS7	<b>M22S-WRS-MS7</b>	48.00						
MS8	<b>M22S-WRS-MS8</b>	48.00						
<b>M22-WS3-X93</b> 	3-Position	Momentary <sup>④</sup>	Silver	Return From Left/Right, Key Removable Center	MS1	<b>M22-WS3</b>	53.50	
					MS2	<b>M22-WS3-MS2</b>	53.50	
					MS3	<b>M22-WS3-MS3</b>	53.50	
					MS4	<b>M22-WS3-MS4</b>	53.50	
					MS5	<b>M22-WS3-MS5</b>	53.50	
					MS6	<b>M22-WS3-MS6</b>	53.50	
					MS7	<b>M22-WS3-MS7</b>	53.50	
					MS8	<b>M22-WS3-MS8</b>	53.50	
				Black	Return From Left/Right, Key Removable Center	MS1	<b>M22S-WS3</b>	52.00
						MS2	<b>M22S-WS3-MS2</b>	52.00
						MS3	<b>M22S-WS3-MS3</b>	52.00
						MS4	<b>M22S-WS3-MS4</b>	52.00
						MS5	<b>M22S-WS3-MS5</b>	52.00
						MS6	<b>M22S-WS3-MS6</b>	52.00
						MS7	<b>M22S-WS3-MS7</b>	52.00
						MS8	<b>M22S-WS3-MS8</b>	52.00


**Notes**

- ① Includes 1 key.
- ② Key removal positions can be modified in the field using coding adapters; see chart on **Page 66**.
- ③ Includes contact block mounting adapter.
- ④ Momentary selector switches can be converted in the field to maintained operation with the removal of a color coded adapter. See **Page 66**.
- ⑤ Discount Symbol: **1CD1**.

#### Key-Operated Selector Switches <sup>①②</sup>

#### Components

#### Operators Only, Continued <sup>③</sup>


Type	Switching Position	Bezel	Key Removal Position	Key Code	Catalog Number	Price U.S. \$ <sup>④</sup>	
<b>M22-WS3-X93</b> 	3-Position	Maintained	Silver	Key Removable Center	MS1	<b>M22-WRS3-A1</b>	49.50
					MS2	<b>M22-WRS3-MS2-A1</b>	49.50
					MS3	<b>M22-WRS3-MS3-A1</b>	49.50
					MS4	<b>M22-WRS3-MS4-A1</b>	49.50
					MS5	<b>M22-WRS3-MS5-A1</b>	49.50
					MS6	<b>M22-WRS3-MS6-A1</b>	49.50
					MS7	<b>M22-WRS3-MS7-A1</b>	49.50
					MS8	<b>M22-WRS3-MS8-A1</b>	49.50
				Key Removable Center/Left	MS1	<b>M22-WRS3-A2</b>	49.50
					MS2	<b>M22-WRS3-MS2-A2</b>	49.50
					MS3	<b>M22-WRS3-MS3-A2</b>	49.50
					MS4	<b>M22-WRS3-MS4-A2</b>	49.50
					MS5	<b>M22-WRS3-MS5-A2</b>	49.50
					MS6	<b>M22-WRS3-MS6-A2</b>	49.50
					MS7	<b>M22-WRS3-MS7-A2</b>	49.50
					MS8	<b>M22-WRS3-MS8-A2</b>	49.50
				Key Removable Center/Right	MS1	<b>M22-WRS3-A3</b>	49.50
					MS2	<b>M22-WRS3-MS2-A3</b>	49.50
					MS3	<b>M22-WRS3-MS3-A3</b>	49.50
					MS4	<b>M22-WRS3-MS4-A3</b>	49.50
					MS5	<b>M22-WRS3-MS5-A3</b>	49.50
					MS6	<b>M22-WRS3-MS6-A3</b>	49.50
					MS7	<b>M22-WRS3-MS7-A3</b>	49.50
					MS8	<b>M22-WRS3-MS8-A3</b>	49.50
				Key Removable Left/Right	MS1	<b>M22-WRS3</b>	49.50
					MS2	<b>M22-WRS3-MS2</b>	49.50
					MS3	<b>M22-WRS3-MS3</b>	49.50
					MS4	<b>M22-WRS3-MS4</b>	49.50
					MS5	<b>M22-WRS3-MS5</b>	49.50
					MS6	<b>M22-WRS3-MS6</b>	49.50
					MS7	<b>M22-WRS3-MS7</b>	49.50
					MS8	<b>M22-WRS3-MS8</b>	49.50
				Return from Left, Key Removable Center	MS1	<b>M22-WRS3-A7</b>	53.50
					MS2	<b>M22-WRS3-MS2-A7</b>	53.50
					MS3	<b>M22-WRS3-MS3-A7</b>	53.50
					MS4	<b>M22-WRS3-MS4-A7</b>	53.50
					MS5	<b>M22-WRS3-MS5-A7</b>	53.50
					MS6	<b>M22-WRS3-MS6-A7</b>	53.50
					MS7	<b>M22-WRS3-MS7-A7</b>	53.50
					MS8	<b>M22-WRS3-MS8-A7</b>	53.50
				Return from Left, Key Removable Center/Right	MS1	<b>M22-WRS3-A6</b>	53.50
					MS2	<b>M22-WRS3-MS2-A6</b>	53.50
					MS3	<b>M22-WRS3-MS3-A6</b>	53.50
					MS4	<b>M22-WRS3-MS4-A6</b>	53.50
					MS5	<b>M22-WRS3-MS5-A6</b>	53.50
					MS6	<b>M22-WRS3-MS6-A6</b>	53.50
					MS7	<b>M22-WRS3-MS7-A6</b>	53.50
					MS8	<b>M22-WRS3-MS8-A6</b>	53.50

#### Notes

- ① Includes 1 key.
- ② Key removal positions can be modified in the field using coding adapters; see chart on **Page 66**
- ③ Includes contact block mounting adapter.
- ④ Discount Symbol: **1CD1**.

**Key-Operated Selector Switches** <sup>①②</sup>  
**Components**

**Operators Only, Continued** <sup>③</sup>

Type	Switching Position	Bezel	Key Removal Position	Key Code	Catalog Number	Price U.S. \$ <sup>④</sup>	
<b>M22-WS3-X93</b> 	3-Position	Maintained	Silver	Return from Right, Key Removable Center	MS1	<b>M22-WRS3-A4</b>	53.50
					MS2	<b>M22-WRS3-MS2-A4</b>	53.50
					MS3	<b>M22-WRS3-MS3-A4</b>	53.50
					MS4	<b>M22-WRS3-MS4-A4</b>	53.50
					MS5	<b>M22-WRS3-MS5-A4</b>	53.50
					MS6	<b>M22-WRS3-MS6-A4</b>	53.50
					MS7	<b>M22-WRS3-MS7-A4</b>	53.50
					MS8	<b>M22-WRS3-MS8-A4</b>	53.50
				Return from Right, Key Removable Left/Center	MS1	<b>M22-WRS3-A5</b>	53.50
					MS2	<b>M22-WRS3-MS2-A5</b>	53.50
					MS3	<b>M22-WRS3-MS3-A5</b>	53.50
					MS4	<b>M22-WRS3-MS4-A5</b>	53.50
					MS5	<b>M22-WRS3-MS5-A5</b>	53.50
					MS6	<b>M22-WRS3-MS6-A5</b>	53.50
					MS7	<b>M22-WRS3-MS7-A5</b>	53.50
					MS8	<b>M22-WRS3-MS8-A5</b>	53.50
Black	Key Removable Center	Key Removable Center	MS1	<b>M22S-WRS3-A1</b>	48.00		
			MS2	<b>M22S-WRS3-MS2-A1</b>	48.00		
			MS3	<b>M22S-WRS3-MS3-A1</b>	48.00		
			MS4	<b>M22S-WRS3-MS4-A1</b>	48.00		
			MS5	<b>M22S-WRS3-MS5-A1</b>	48.00		
			MS6	<b>M22S-WRS3-MS6-A1</b>	48.00		
			MS7	<b>M22S-WRS3-MS7-A1</b>	48.00		
			MS8	<b>M22S-WRS3-MS8-A1</b>	48.00		
		Key Removable Center/Left	MS1	<b>M22S-WRS3-A2</b>	48.00		
			MS2	<b>M22S-WRS3-MS2-A2</b>	48.00		
			MS3	<b>M22S-WRS3-MS3-A2</b>	48.00		
			MS4	<b>M22S-WRS3-MS4-A2</b>	48.00		
			MS5	<b>M22S-WRS3-MS5-A2</b>	48.00		
			MS6	<b>M22S-WRS3-MS6-A2</b>	48.00		
			MS7	<b>M22S-WRS3-MS7-A2</b>	48.00		
			MS8	<b>M22S-WRS3-MS8-A2</b>	48.00		
Key Removable Center/Right	MS1	<b>M22S-WRS3-A3</b>	48.00				
	MS2	<b>M22S-WRS3-MS2-A3</b>	48.00				
	MS3	<b>M22S-WRS3-MS3-A3</b>	48.00				
	MS4	<b>M22S-WRS3-MS4-A3</b>	48.00				
	MS5	<b>M22S-WRS3-MS5-A3</b>	48.00				
	MS6	<b>M22S-WRS3-MS6-A3</b>	48.00				
	MS7	<b>M22S-WRS3-MS7-A3</b>	48.00				
	MS8	<b>M22S-WRS3-MS8-A3</b>	48.00				
Key Removable Left/Right	MS1	<b>M22S-WRS3</b>	48.00				
	MS2	<b>M22S-WRS3-MS2</b>	48.00				
	MS3	<b>M22S-WRS3-MS3</b>	48.00				
	MS4	<b>M22S-WRS3-MS4</b>	48.00				
	MS5	<b>M22S-WRS3-MS5</b>	48.00				
	MS6	<b>M22S-WRS3-MS6</b>	48.00				
	MS7	<b>M22S-WRS3-MS7</b>	48.00				
	MS8	<b>M22S-WRS3-MS8</b>	48.00				




**Notes**

- ① Includes 1 key.
- ② Key removal positions can be modified in the field using coding adapters; see chart on **Page 66**
- ③ Includes contact block mounting adapter.
- ④ Discount Symbol: **1CD1**.

#### Key-Operated Selector Switches ①②

#### Components

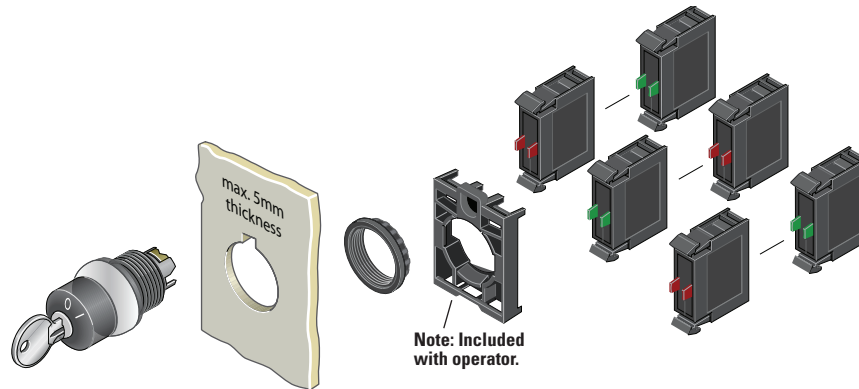
#### Operators Only, Continued ③

Type	Switching Position	Bezel	Key Removal Position	Key Code	Catalog Number	Price U.S. \$ ④	
<b>M22-WS3-X93</b> 	3-Position	Maintained	Black	Return from Left, Key Removable Center	MS1	<b>M22S-WRS3-A7</b>	52.00
					MS2	<b>M22S-WRS3-MS2-A7</b>	52.00
					MS3	<b>M22S-WRS3-MS3-A7</b>	52.00
					MS4	<b>M22S-WRS3-MS4-A7</b>	52.00
					MS5	<b>M22S-WRS3-MS5-A7</b>	52.00
					MS6	<b>M22S-WRS3-MS6-A7</b>	52.00
					MS7	<b>M22S-WRS3-MS7-A7</b>	52.00
					MS8	<b>M22S-WRS3-MS8-A7</b>	52.00
				Return from Left, Key Removable Center/Right	MS1	<b>M22S-WRS3-A6</b>	52.00
					MS2	<b>M22S-WRS3-MS2-A6</b>	52.00
					MS3	<b>M22S-WRS3-MS3-A6</b>	52.00
					MS4	<b>M22S-WRS3-MS4-A6</b>	52.00
					MS5	<b>M22S-WRS3-MS5-A6</b>	52.00
					MS6	<b>M22S-WRS3-MS6-A6</b>	52.00
					MS7	<b>M22S-WRS3-MS7-A6</b>	52.00
					MS8	<b>M22S-WRS3-MS8-A6</b>	52.00
				Return from Right, Key Removable Center	MS1	<b>M22S-WRS3-A4</b>	52.00
					MS2	<b>M22S-WRS3-MS2-A4</b>	52.00
					MS3	<b>M22S-WRS3-MS3-A4</b>	52.00
					MS4	<b>M22S-WRS3-MS4-A4</b>	52.00
					MS5	<b>M22S-WRS3-MS5-A4</b>	52.00
					MS6	<b>M22S-WRS3-MS6-A4</b>	52.00
					MS7	<b>M22S-WRS3-MS7-A4</b>	52.00
					MS8	<b>M22S-WRS3-MS8-A4</b>	52.00
				Return from Right, Key Removable Left/Center	MS1	<b>M22S-WRS3-A5</b>	52.00
					MS2	<b>M22S-WRS3-MS2-A5</b>	52.00
					MS3	<b>M22S-WRS3-MS3-A5</b>	52.00
					MS4	<b>M22S-WRS3-MS4-A5</b>	52.00
					MS5	<b>M22S-WRS3-MS5-A5</b>	52.00
					MS6	<b>M22S-WRS3-MS6-A5</b>	52.00
					MS7	<b>M22S-WRS3-MS7-A5</b>	52.00
					MS8	<b>M22S-WRS3-MS8-A5</b>	52.00

#### Notes

- ① Includes 1 key.
- ② Key removal positions can be modified in the field using coding adapters; see chart on **Page 66**
- ③ Includes contact block mounting adapter.
- ④ Discount Symbol: **1CD1**.

Key-Operated Selector Switches



Components

Contact Blocks <sup>①</sup>

M22-K10



Terminal Type	Contact Configuration	Catalog Number	Price U.S. \$ <sup>④</sup>
Screw	NO	M22-K10	10.00
	NO, Early-Make	M22-K10P	11.00
	NC	M22-K01	10.00
	NC, Late-Break	M22-K01D	11.00
Spring-Cage	NO	M22-CK10	13.00
	NC	M22-CK01	13.00
	NC, Late-Break	M22-CK01D	11.00
	2NO	M22-CK20	23.00
	2NC	M22-CK02	23.00
	NO-NC	M22-CK11	23.00

Extra Keys

M22-ES-MS1



Key Code	Catalog Number	Price U.S. \$ <sup>④</sup>
MS1	M22-ES-MS1	4.40
MS2	M22-ES-MS2	4.40
MS3	M22-ES-MS3	4.40
MS4	M22-ES-MS4	4.40
MS5	M22-ES-MS5	4.40
MS6	M22-ES-MS6	4.40
MS7	M22-ES-MS7	4.40
MS8	M22-ES-MS8	4.40

Accessories

M22-XW



Description	Catalog Number	Price U.S. \$ <sup>④</sup>
Plunger Bridge <sup>②</sup>	M22-XW	4.00

M22-XWS



Key Cover	M22-XWS	10.00
-----------	---------	-------

M22-XC-R



Key Withdraw Adapter <sup>③</sup>	M22-XC-R	4.00
-----------------------------------	----------	------

M22-XC-Y



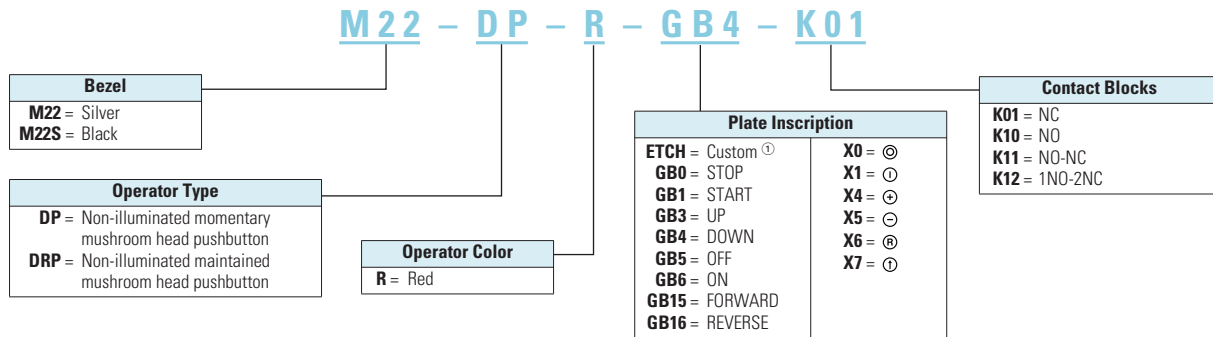
Coding Adapter	M22-XC-Y	4.00
----------------	----------	------

Notes

- ① For complete listing of available contact blocks, see Accessories, Pages 59–64.
- ② Plunger needed to actuate center-mounted contact blocks. Used for non-illuminated 3-position selector switches only.
- ③ Enables a keyed selector switch to be set to user-selected key withdraw position.
- ④ Discount Symbol: 1CD1.

#### Catalog Number Selection

##### Mushroom Head Pushbuttons




① When ordering, specify inscription per catalog number suffix from the symbols library (see **Pages 77–84**) into the Order Notes. For example, M22-DP-R-ETCH; Order Notes: Mark with symbol X91, Line item #\_.


**Note:** Catalog Number Selection is for illustrative purposes only and not to be used to create new catalog numbers.

#### Product Selection


##### Mushroom Head Pushbuttons, Momentary ①


###### Complete Devices

	Bezel	Button Color	Contact Block Configuration	Catalog Number	Price U.S. \$ ③
	Silver	Red	NC	<b>M22-DP-R-K01</b>	26.25
			2NC	<b>M22-DP-R-K02</b>	36.25
			1NO-2NC	<b>M22-DP-R-K12</b>	46.00
			1NO-1NC	<b>M22-DP-R-K11</b>	36.25

	Black	Red	NC	<b>M22S-DP-R-K01</b>	24.60
			2NC	<b>M22S-DP-R-K02</b>	34.75
			1NO-2NC	<b>M22S-DP-R-K12</b>	44.50
			1NO-1NC	<b>M22S-DP-R-K11</b>	34.75

###### Operators Only ②

	Bezel	Button Color	Catalog Number	Price U.S. \$ ③
	Silver	Black	<b>M22-DP-S</b>	16.10
		Red	<b>M22-DP-R</b>	16.10
		Green	<b>M22-DP-G</b>	16.10
		Yellow	<b>M22-DP-Y</b>	16.10

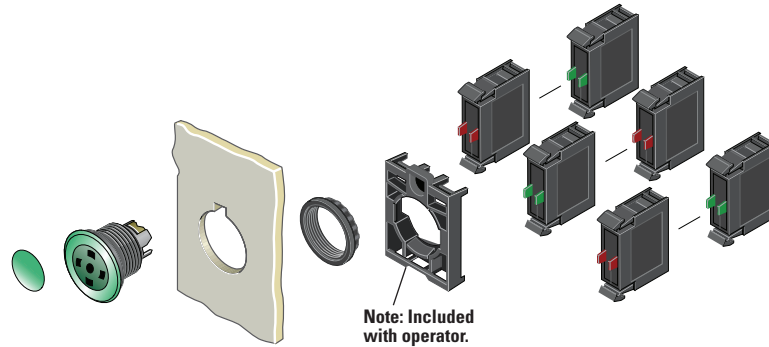
	Black	Black	<b>M22S-DP-S</b>	14.60
		Red	<b>M22S-DP-R</b>	14.60
		Green	<b>M22S-DP-G</b>	14.60
		Yellow	<b>M22S-DP-Y</b>	14.60

###### Notes

- ① 35 mm diameter mushroom head button.
- ② Includes contact block mounting adapter.
- ③ Discount Symbol: **1CD1**.




Non-Illuminated Mushroom Head Pushbuttons, Momentary ①



Components

Mushroom Head Plates



Color	Inscription	Catalog Number	Price U.S. \$ ⑤
Black	—	<b>M22-XDP-S</b> ②	1.00
	Custom	<b>M22-XDP-S-ETCH</b> ③	2.00
	STOP	<b>M22-XDP-S-GB0</b>	2.00
	START	<b>M22-XDP-S-GB1</b>	2.00
	FORWARD	<b>M22-XDP-S-GB15</b>	2.00
	REVERSE	<b>M22-XDP-S-GB16</b>	2.00
	UP	<b>M22-XDP-S-GB3</b>	2.00
	DOWN	<b>M22-XDP-S-GB4</b>	2.00
	OFF	<b>M22-XDP-S-GB5</b>	2.00
	ON	<b>M22-XDP-S-GB6</b>	2.00
	⊙	<b>M22-XDP-S-X0</b>	2.00
	⓪	<b>M22-XDP-S-X1</b>	2.00
	⊕	<b>M22-XDP-S-X4</b>	2.00
	⊖	<b>M22-XDP-S-X5</b>	2.00
	Ⓜ	<b>M22-XDP-S-X7</b>	2.00
Red	—	<b>M22-XDP-R</b> ②	1.00
	Custom	<b>M22-XDP-R-ETCH</b> ③	2.00
	STOP	<b>M22-XDP-R-GB0</b>	2.00
	OFF	<b>M22-XDP-R-GB5</b>	2.00
Green	—	<b>M22-XDP-G</b> ②	1.00
	Custom	<b>M22-XDP-G-ETCH</b> ③	2.00
	START	<b>M22-XDP-G-GB1</b>	2.00
	ON	<b>M22-XDP-G-GB6</b>	2.00
	⊙	<b>M22-XDP-G-X0</b>	2.00
White	—	<b>M22-XDP-W</b> ②	1.00
	Custom	<b>M22-XDP-W-ETCH</b> ③	2.00
Yellow	—	<b>M22-XDP-Y</b> ②	1.00
	Custom	<b>M22-XDP-Y-ETCH</b> ③	2.00

Insertless Mushroom Head Operators



Bezel	Color	Catalog Number	Price U.S. \$ ⑤
Silver	Black	<b>M22-DP-S-X</b>	15.10
	Red	<b>M22-DP-R-X</b>	15.10
	Green	<b>M22-DP-G-X</b>	15.10
	Yellow	<b>M22-DP-Y-X</b>	15.10
Black	Black	<b>M22S-DP-S-X</b>	13.60
	Red	<b>M22S-DP-R-X</b>	13.60
	Green	<b>M22S-DP-G-X</b>	13.60
	Yellow	<b>M22S-DP-Y-X</b>	13.60

Contact Blocks ④



Terminal Type	Contact Configuration	Catalog Number	Price U.S. \$ ⑤
Screw	NO	<b>M22-K10</b>	10.00
	NO, Early-Make	<b>M22-K10P</b>	11.00
	NC	<b>M22-K01</b>	10.00
Spring-Cage	NC, Late-Break	<b>M22-K01D</b>	11.00
	NO	<b>M22-CK10</b>	13.00
	NC	<b>M22-CK01</b>	13.00
	NC, Late-Break	<b>M22-CK01D</b>	11.00
	2NO	<b>M22-CK20</b>	23.00
	2NC	<b>M22-CK02</b>	23.00
	NO-NC	<b>M22-CK11</b>	23.00


Notes


- ① 35 mm diameter mushroom head button.
- ② Minimum order quantity of (10).
- ③ When ordering, specify inscription per catalog number suffix from the symbols library (see **Pages 77–84**) into the Order Notes. For example, M22-XDP-S-ETCH; Order Notes: Mark with symbol X91, Line item #\_.
- ④ For complete listing of available contact blocks, see Accessories, **Pages 59–64**.
- ⑤ Discount Symbol: **1CD1**.

#### Product Selection


#### Non-Illuminated Mushroom Head Pushbuttons, Maintained <sup>① ②</sup>


##### Complete Devices

	Bezel	Button Color	Contact Block Configuration	Catalog Number	Price U.S. \$ <sup>③</sup>
	Silver	Red	NC	<b>M22-DRP-R-K01</b>	49.50
			2NC	<b>M22-DRP-R-K02</b>	59.50
			1NO-2NC	<b>M22-DRP-R-K12</b>	69.50
			1NO-1NC	<b>M22-DRP-R-K11</b>	59.50

	Black	Red	NC	<b>M22S-DRP-R-K01</b>	48.00
			2NC	<b>M22S-DRP-R-K02</b>	58.00
			1NO-2NC	<b>M22S-DRP-R-K12</b>	68.00
			1NO-1NC	<b>M22S-DRP-R-K11</b>	58.00

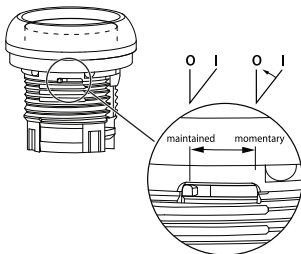
##### Operators Only

	Bezel	Button Color	Catalog Number	Price U.S. \$ <sup>③</sup>
	Silver	Black	<b>M22-DRP-S</b>	39.50
		Red	<b>M22-DRP-R</b>	39.50
		Green	<b>M22-DRP-G</b>	39.50
		Yellow	<b>M22-DRP-Y</b>	39.50

	Black	Black	<b>M22S-DRP-S</b>	38.00
		Red	<b>M22S-DRP-R</b>	38.00
		Green	<b>M22S-DRP-G</b>	38.00
		Yellow	<b>M22S-DRP-Y</b>	38.00

#### Notes

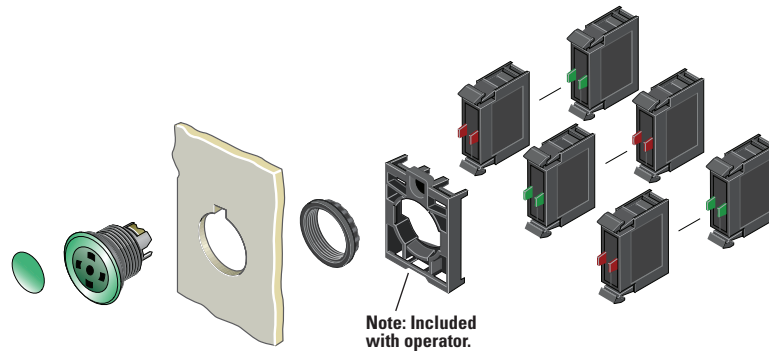
- ① 35 mm diameter mushroom head button.
- ② Maintained pushbuttons can be converted in the field to momentary operation by switching the locking ring, which is accessible through the side of the operator body.
- ③ Discount Symbol: **1CD1**.



⊖ = Positively driven contact.


**Note:** This pilot device features a selectable function switch that enables the device to be set to either maintained or momentary operation.

Non-Illuminated Mushroom Head Pushbuttons, Maintained <sup>①②</sup>



Components

Mushroom Head Plates <sup>③</sup>



Color	Inscription	Catalog Number	Price U.S. \$ <sup>⑥</sup>
Black	—	<b>M22-XDP-S</b> <sup>③</sup>	1.00
	Custom	<b>M22-XDP-S-ETCH</b> <sup>④</sup>	2.00
	STOP	<b>M22-XDP-S-GB0</b>	2.00
	START	<b>M22-XDP-S-GB1</b>	2.00
	FORWARD	<b>M22-XDP-S-GB15</b>	2.00
	REVERSE	<b>M22-XDP-S-GB16</b>	2.00
	UP	<b>M22-XDP-S-GB3</b>	2.00
	DOWN	<b>M22-XDP-S-GB4</b>	2.00
	OFF	<b>M22-XDP-S-GB5</b>	2.00
	ON	<b>M22-XDP-S-GB6</b>	2.00
	⊙	<b>M22-XDP-S-X0</b>	2.00
	⓪	<b>M22-XDP-S-X1</b>	2.00
	⊕	<b>M22-XDP-S-X4</b>	2.00
	⊖	<b>M22-XDP-S-X5</b>	2.00
Red	—	<b>M22-XDP-R</b> <sup>③</sup>	1.00
	Custom	<b>M22-XDP-R-ETCH</b> <sup>④</sup>	2.00
	STOP	<b>M22-XDP-R-GB0</b>	2.00
	OFF	<b>M22-XDP-R-GB5</b>	2.00
Green	—	<b>M22-XDP-G</b> <sup>③</sup>	1.00
	Custom	<b>M22-XDP-G-ETCH</b> <sup>④</sup>	2.00
	START	<b>M22-XDP-G-GB1</b>	2.00
	ON	<b>M22-XDP-G-GB6</b>	2.00
White	—	<b>M22-XDP-W</b> <sup>③</sup>	1.00
	Custom	<b>M22-XDP-W-ETCH</b> <sup>④</sup>	2.00
Yellow	—	<b>M22-XDP-Y</b> <sup>③</sup>	1.00
	Custom	<b>M22-XDP-Y-ETCH</b> <sup>④</sup>	2.00

Insertless Mushroom Head Operators



Bezel	Color	Catalog Number	Price U.S. \$ <sup>⑥</sup>
Silver	Black	<b>M22-DRP-S-X</b>	38.50
	Red	<b>M22-DRP-R-X</b>	38.50
	Green	<b>M22-DRP-G-X</b>	38.50
	Yellow	<b>M22-DRP-Y-X</b>	38.50
Black	Black	<b>M22S-DRP-S-X</b>	37.00
	Red	<b>M22S-DRP-R-X</b>	37.00
	Green	<b>M22S-DRP-G-X</b>	37.00
	Yellow	<b>M22S-DRP-Y-X</b>	37.00

Contact Blocks <sup>⑤</sup>



Terminal Type	Contact Configuration	Catalog Number	Price U.S. \$ <sup>⑥</sup>
Screw	NO	<b>M22-K10</b>	10.00
	NO, Early-Make	<b>M22-K10P</b>	11.00
	NC	<b>M22-K01</b>	10.00
	NC, Late-Break	<b>M22-K01D</b>	11.00
Spring-Cage	NO	<b>M22-CK10</b>	13.00
	NC	<b>M22-CK01</b>	13.00
	NC, Late-Break	<b>M22-CK01D</b>	11.00
	2NO	<b>M22-CK20</b>	23.00
	2NC	<b>M22-CK02</b>	23.00
	NO-NC	<b>M22-CK11</b>	23.00

Notes

- ① 35 mm diameter mushroom head button.
- ② Maintained pushbuttons can be converted in the field to momentary operation by switching the locking ring, which is accessible through the side of the operator body.
- ③ Minimum order quantity of (10).
- ④ When ordering, specify inscription per catalog number suffix from the symbols library (see **Pages 77–84**) into the Order Notes. For example, M22-XDP-S-ETCH; Order Notes: Mark with symbol X91, Line item #\_.
- ⑤ For complete listing of available button plates and contact blocks, see Accessories, **Pages 59–64**.
- ⑥ Discount Symbol: **1CD1**.

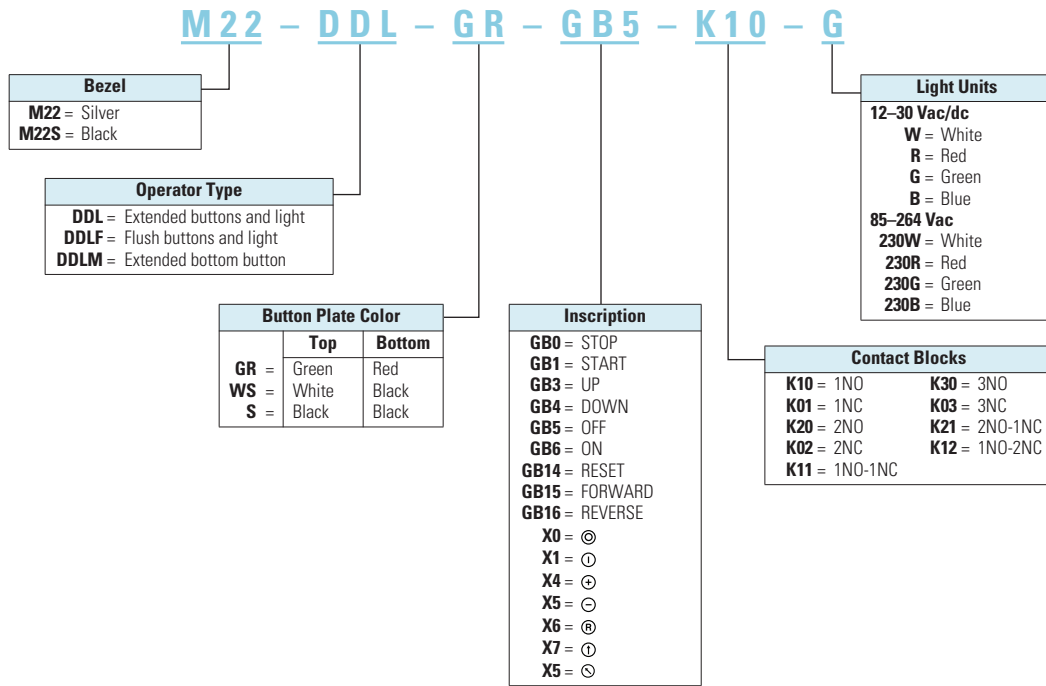
# 47.4

## Pushbuttons and Indicating Lights

### M22 Modular Pushbuttons

#### Catalog Number Selection

##### Double Pushbuttons





**Note:** Catalog Number Selection is for illustrative purposes only and not to be used to create new catalog numbers.

**Product Selection**

**Components**

**Double Pushbuttons, Extended Pushbuttons and Center Light, Momentary**

**Operators Only** <sup>①</sup>



	Bezel	Color Top	Bottom	Inscription Top	Bottom	Catalog Number	Price U.S. \$ <sup>③</sup>		
 <p><b>M22-DDL-GR-GB1-GB0</b></p>	Silver	Green	Red	—	—	<b>M22-DDL-GR</b>	30.75		
				Custom	Custom	<b>M22-DDL-GR-ETCH</b> <sup>②</sup>	31.75		
				①	Ⓞ	<b>M22-DDL-GR-X1-X0</b>	31.75		
				START	STOP	<b>M22-DDL-GR-GB1-GB0</b>	31.75		
		White	Black	—	—	—	—	<b>M22-DDL-WS</b>	30.75
				Custom	Custom	<b>M22-DDL-WS-ETCH</b> <sup>②</sup>	31.75		
				①	Ⓞ	<b>M22-DDL-WS-X1-X0</b>	31.75		
				START	STOP	<b>M22-DDL-WS-GB1-GB0</b>	31.75		
		Black	Black	—	—	—	—	<b>M22-DDL-S</b>	30.75
				Custom	Custom	<b>M22-DDL-S-ETCH</b> <sup>②</sup>	31.75		
				—	—	<b>M22-DDL-S-X4-X5</b>	31.75		
				①	①	<b>M22-DDL-S-X7-X7</b>	31.75		
 <p><b>M22S-DDL-GR-X1-X0</b></p>	Black	Green	Red	—	—	<b>M22S-DDL-GR</b>	29.25		
				Custom	Custom	<b>M22S-DDL-GR-ETCH</b> <sup>②</sup>	30.25		
				①	Ⓞ	<b>M22S-DDL-GR-X1-X0</b>	30.25		
				START	STOP	<b>M22S-DDL-GR-GB1-GB0</b>	30.25		
		White	Black	—	—	—	—	<b>M22S-DDL-WS</b>	29.25
				Custom	Custom	<b>M22S-DDL-WS-ETCH</b> <sup>②</sup>	30.25		
				①	Ⓞ	<b>M22S-DDL-WS-X1-X0</b>	30.25		
				START	STOP	<b>M22S-DDL-WS-GB1-GB0</b>	30.25		
		Black	Black	—	—	—	—	<b>M22S-DDL-S</b>	29.25
				Custom	Custom	<b>M22S-DDL-S-ETCH</b> <sup>②</sup>	30.25		
				+	—	<b>M22S-DDL-S-X4-X5</b>	30.25		
				①	①	<b>M22S-DDL-S-X7-X7</b>	30.25		

**Notes**

- ① Includes contact block mounting adapter.
- ② When ordering, specify inscription per catalog number suffix from the symbols library (see **Pages 77–84**) into the Order Notes. For example, M22-DDL-S-ETCH; Order Notes: Mark with symbol X91, Line item #\_.
- ③ Discount Symbol: **1CD1**.



#### Double Pushbuttons, Flush Top Pushbuttons and Center Light, Momentary

##### Operators Only <sup>①</sup>

	Bezel	Color Top	Bottom	Inscription Top	Bottom	Catalog Number	Price U.S. \$ <sup>③</sup>
 <b>M22-DDLF-GR</b>	Silver	Green	Red	—	—	<b>M22-DDLF-GR</b>	30.75
				Custom	Custom	<b>M22-DDLF-GR-ETCH <sup>②</sup></b>	31.75
		White	Black	—	—	<b>M22-DDLF-WS</b>	30.75
				Custom	Custom	<b>M22-DDLF-WS-ETCH <sup>②</sup></b>	31.75
		Green	Red	⓪	⓪	<b>M22-DDLF-GR-X1-X0</b>	31.75
				White	Black	⓪	⓪
 <b>M22S-DDLF-GR-X1-X0</b>	Black	Green	Red	—	—	<b>M22S-DDLF-GR</b>	29.25
				Custom	Custom	<b>M22S-DDLF-GR-ETCH <sup>②</sup></b>	30.25
		White	Black	—	—	<b>M22S-DDLF-WS</b>	29.25
				Custom	Custom	<b>M22S-DDLF-WS-ETCH <sup>②</sup></b>	30.25
		Green	Red	⓪	⓪	<b>M22S-DDLF-GR-X1-X0</b>	30.25
				White	Black	⓪	⓪

#### Double Pushbuttons, Flush Top Pushbutton and Center Light, Extended Bottom Pushbutton, Momentary

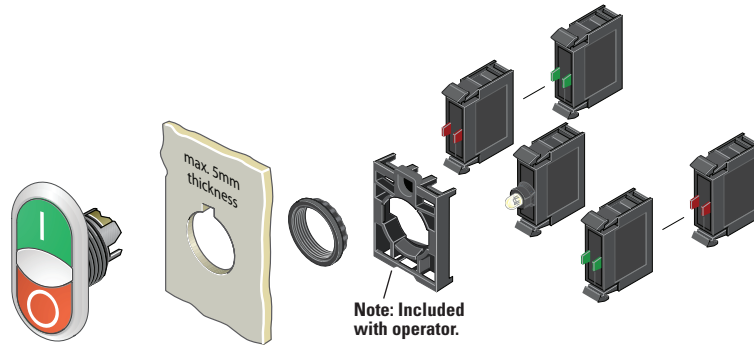
##### Operators Only <sup>①</sup>

	Bezel	Color Top	Bottom	Inscription Top	Bottom	Catalog Number	Price U.S. \$ <sup>③</sup>
 <b>M22-DDLM-GR</b>	Silver	Green	Red	—	—	<b>M22-DDLM-GR</b>	30.75
				Custom	Custom	<b>M22-DDLM-GR-ETCH <sup>②</sup></b>	31.75
		White	Black	—	—	<b>M22-DDLM-WS</b>	31.75
				Custom	Custom	<b>M22-DDLM-WS-ETCH <sup>②</sup></b>	31.75
		Green	Red	⓪	⓪	<b>M22-DDLM-GR-X1-X0</b>	31.75
				White	Black	⓪	⓪
 <b>M22S-DDLM-GR-X1-X0</b>	Black	Green	Red	—	—	<b>M22S-DDLM-GR</b>	29.25
				Custom	Custom	<b>M22S-DDLM-GR-ETCH <sup>②</sup></b>	30.25
		White	Black	—	—	<b>M22S-DDLM-WS</b>	30.25
				Custom	Custom	<b>M22S-DDLM-WS-ETCH <sup>②</sup></b>	30.25
		Green	Red	⓪	⓪	<b>M22S-DDLM-GR-X1-X0</b>	30.25
				White	Black	⓪	⓪

##### Notes

- ① Includes contact block mounting adapter.
- ② When ordering, specify inscription per catalog number suffix from the symbols library (see **Pages 77–84**) into the Order Notes. For example, M22-DDLM-GR-ETCH; Order Notes: Mark with symbol X91, Line item #\_.
- ③ Discount Symbol: **1CD1**.

Double Pushbuttons



Light Units ①

M22-LED-W



Terminal Type	LED Color	Light Unit Voltage	Catalog Number	Price U.S. \$ ②
Screw	White	12–30 Vac/dc	<b>M22-LED-W</b>	26.00
		85–264 Vac	<b>M22-LED230-W</b>	26.00

Contact Blocks ①

M22-K10



Terminal Type	Contact Configuration	Catalog Number	Price U.S. \$ ②
Screw	NO	<b>M22-K10</b>	10.00
	NO, Early-Make	<b>M22-K10P</b>	11.00
	NC	<b>M22-K01</b>	10.00
	NC, Late-Break	<b>M22-K01D</b>	11.00
Spring-Cage	NO	<b>M22-CK10</b>	13.00
	NC	<b>M22-CK01</b>	13.00
	NC, Late-Break	<b>M22-CK01D</b>	11.00
	2NO	<b>M22-CK20</b>	23.00
	2NC	<b>M22-CK02</b>	23.00
	NO-NC	<b>M22-CK11</b>	23.00

Notes

- ① For complete listing of available light units and contact blocks, see Accessories, Pages 59–64.
- ② Discount Symbol: 1CD1.

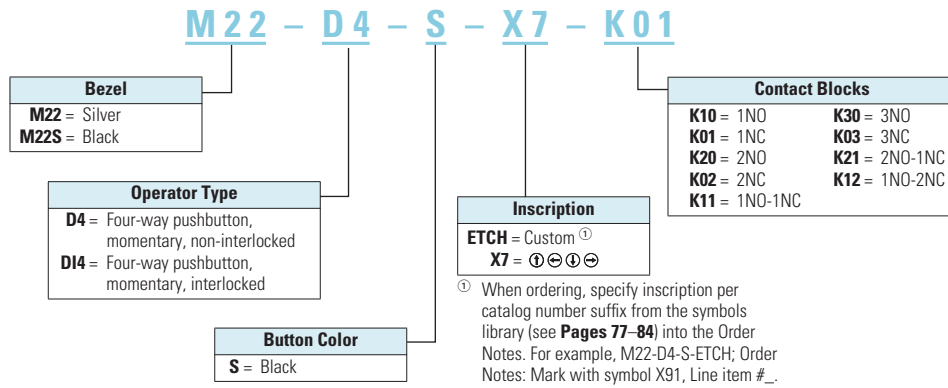
# 47.4

## Pushbuttons and Indicating Lights

### M22 Modular Pushbuttons

#### Catalog Number Selection

##### Four-Way Pushbuttons

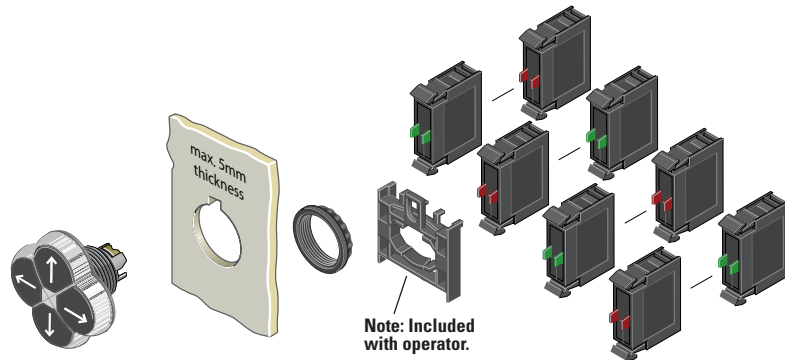


**Note:** Catalog Number Selection is for illustrative purposes only and not to be used to create new catalog numbers.



**Product Selection**

**Four-Way Pushbuttons, Momentary**



**Components**

**Operators Only** <sup>①</sup>

**M22-D4-S-X7**



Type	Bezel	Color	Inscription	Catalog Number	Price U.S. \$ <sup>④</sup>
Non-Interlocked	Silver	Black	—	<b>M22-D4-S</b>	138.00
			Custom	<b>M22-D4-S-ETCH</b> <sup>③</sup>	139.00
			Directional Arrows	<b>M22-D4-S-X7</b>	139.00
	Black	Black	—	<b>M22S-D4-S</b>	136.00
			Custom	<b>M22S-D4-S-ETCH</b> <sup>③</sup>	137.00
			Directional Arrows	<b>M22S-D4-S-X7</b>	137.00
Interlocked	Silver	Black	—	<b>M22-DI4-S</b>	146.00
			Custom	<b>M22-DI4-S-ETCH</b> <sup>③</sup>	147.00
			Directional Arrows	<b>M22-DI4-S-X7</b>	147.00
	Black	Black	—	<b>M22S-DI4-S</b>	144.00
			Custom	<b>M22S-DI4-S-ETCH</b> <sup>③</sup>	145.00
			Directional Arrows	<b>M22S-DI4-S-X7</b>	145.00

**Contact Blocks** <sup>②</sup>

**M22-K10**



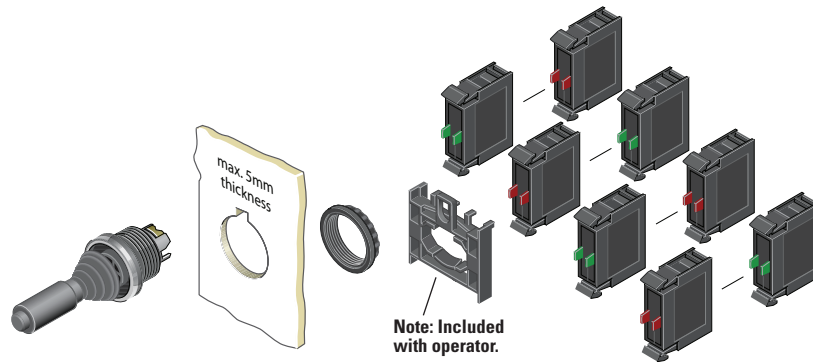
Terminal Type	Contact Configuration	Catalog Number	Price U.S. \$ <sup>④</sup>
Screw	NO	<b>M22-K10</b>	10.00
	NO, Early-Make	<b>M22-K10P</b>	11.00
	NC	<b>M22-K01</b>	10.00
	NC, Late-Break	<b>M22-K01D</b>	11.00
Spring-Cage	NO	<b>M22-CK10</b>	13.00
	NC	<b>M22-CK01</b>	13.00
	NC, Late-Break	<b>M22-CK01D</b>	11.00
	2NO	<b>M22-CK20</b>	23.00
	2NC	<b>M22-CK02</b>	23.00
	NO-NC	<b>M22-CK11</b>	23.00

**Notes**

- ① Includes contact block mounting adapter.
- ② For complete listing of available contact blocks, see Accessories, **Pages 59–64**.
- ③ When ordering, specify inscription per catalog number suffix from the symbols library (see **Pages 77–84**) into the Order Notes. For example, M22-D4-S-ETCH; Order Notes: Mark with symbol X91, Line item #\_.
- ④ Discount Symbol: **1CD1**.


#### Product Selection

#### Joysticks




#### Components

##### Operators ①

	Bezel	Number of Directions	Switching Position	Catalog Number	Price U.S. \$ ③
	Silver	2-Position Horizontal	Momentary	<b>M22-WJ2H</b>	105.00
		2 Switch Points		<b>M22-WJ2H-2P</b>	117.00
		2-Position Horizontal	Maintained	<b>M22-WR2H</b>	105.00
		2-Position Vertical	Momentary	<b>M22-WJ2V</b>	105.00
		2 Switch Points		<b>M22-WJ2V-2P</b>	117.00
		2-Position Vertical	Maintained	<b>M22-WR2V</b>	105.00
		4-Position	Momentary	<b>M22-WJ4</b>	138.00
		2 Switch Points		<b>M22-WJ4-2P</b>	150.00
	Black	4-Position	Maintained	<b>M22-WR4</b>	138.00
		2-Position Horizontal	Momentary	<b>M22S-WJ2H</b>	104.00
		2 Switch Points		<b>M22S-WJ2H-2P</b>	116.00
		2-Position Horizontal	Maintained	<b>M22S-WRJ2H</b>	104.00
		2-Position Vertical	Momentary	<b>M22S-WJ2V</b>	104.00
		2 Switch Points		<b>M22S-WJ2V-2P</b>	116.00
	2-Position Vertical	Maintained	<b>M22S-WRJ2V</b>	104.00	
	4-Position	Momentary	<b>M22S-WJ4</b>	136.00	
	2 Switch Points		<b>M22S-WJ4-2P</b>	148.00	
	4-Position	Maintained	<b>M22S-WR4</b>	136.00	

##### Contact Blocks ②

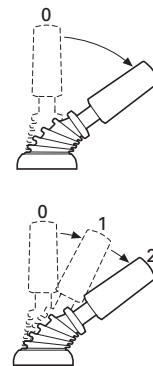
	Terminal Type	Contact Configuration	Catalog Number	Price U.S. \$ ③
	Screw	NO	<b>M22-K10</b>	10.00
		NO, Early-Make	<b>M22-K10P</b>	11.00
		NC	<b>M22-K01</b>	10.00
		NC, Late-Break	<b>M22-K01D</b>	11.00
Spring-Cage	NO	<b>M22-CK10</b>	13.00	
	NC	<b>M22-CK01</b>	13.00	
	NC, Late-Break	<b>M22-CK01D</b>	11.00	
	2NO	<b>M22-CK20</b>	23.00	
	2NC	<b>M22-CK02</b>	23.00	
	NO-NC	<b>M22-CK11</b>	23.00	

#### Notes

- ① Includes contact block mounting adapter.
- ② For complete listing of available contact blocks, see Accessories, Pages 59–64.
- ③ Discount Symbol: **1CD1**.

#### Joystick with Double Contact


The joystick allows the control of up to four directions of movement on machines. Different variants of the joystick have 2/4 positions and other variants have two settings for each position. This allows, for example, two-speed settings for each direction. For this application, a standard normally open contact and an early-make contact are fitted in series. Momentary contact and latching contact versions are available.



**Product Selection**


**Potentiometers**

**Complete Devices**


Bezel	Resistance Rk	Catalog Number	Price U.S. \$ <sup>①</sup>
<b>M22-R10K</b> 	Silver	1	<b>M22-R1K</b> 126.00
		4.7	<b>M22-R4K7</b> 126.00
		10	<b>M22-R10K</b> 126.00
		47	<b>M22-R47K</b> 126.00
		100	<b>M22-R100K</b> 126.00
		470	<b>M22-R470K</b> 126.00
Black	1	<b>M22S-R1K</b> 124.00	
	4.7	<b>M22S-R4K7</b> 124.00	
	10	<b>M22S-R10K</b> 124.00	
	47	<b>M22S-R47K</b> 124.00	
	100	<b>M22S-R100K</b> 124.00	
	470	<b>M22S-R470K</b> 124.00	
<b>Oversized Knob</b>			
Silver	1	<b>M22-R1K-RH</b> 131.00	
	4.7	<b>M22-R4K7-RH</b> 131.00	
	10	<b>M22-R10K-RH</b> 131.00	
	47	<b>M22-R47K-RH</b> 131.00	
	100	<b>M22-R100K-RH</b> 131.00	
	470	<b>M22-R470K-RH</b> 131.00	
Black	1	<b>M22S-R1K-RH</b> 129.00	
	4.7	<b>M22S-R4K7-RH</b> 129.00	
	10	<b>M22S-R10K-RH</b> 129.00	
	47	<b>M22S-R47K-RH</b> 129.00	
	100	<b>M22S-R100K-RH</b> 129.00	
	470	<b>M22S-R470K-RH</b> 129.00	

**Acoustic Devices**

**Complete Devices**

Description	Decibel Rating	Catalog Number	Price U.S. \$ <sup>①</sup>
<b>M22-AMC-XAM</b> 	Indicator with buzzer, black Continuous tone, 18–30 Vac/dc	83 dB/10 cm	<b>M22-AMC-XAM</b> 65.00
	Indicator with buzzer, black Pulsed tone, 18–30 Vac/dc	83 dB/10 cm	<b>M22-AMC-XAMP</b> 65.00

**Buzzers**


Description	Decibel Rating	Catalog Number	Price U.S. \$ <sup>①</sup>
<b>M22-XAM</b> 	Indicator without buzzer, black	83 dB/10 cm	<b>M22-AMC</b> 27.00
	Buzzer only, Continuous tone, 18–30 Vac/dc	83 dB/10 cm	<b>M22-XAM</b> 38.00
	Buzzer only, Pulsed tone, 18–30 Vac/dc	83 dB/10 cm	<b>M22-XAMP</b> 38.00

**Note**

① Discount Symbol: **1CD1**.

#### Through-the-Door Operators <sup>①</sup>


##### Complete Devices

	Color	Inscription	Catalog Number	Price U.S. \$ <sup>⑦</sup>
	Blue	—	<b>M22-DZ-B</b>	17.20
		RESET	<b>M22-DZ-B-GB14</b>	18.20
		Ⓜ	<b>M22-DZ-B-X6</b>	18.20
	Red	—	<b>M22-DZ-R</b>	17.20
		Ⓜ	<b>M22-DZ-R-X0</b>	18.20
		STOP	<b>M22-DZ-R-GB0</b>	18.20

##### Buttonless Operator


	Bezel	Catalog Number	Price U.S. \$ <sup>⑦</sup>
	Silver	<b>M22-DZ-X</b>	16.20

##### Button Plates <sup>②</sup>


	Color	Inscription	Catalog Number	Price U.S. \$ <sup>⑦</sup>
	Blue	—	<b>M22-XD-B</b> <sup>③</sup>	1.00
		RESET	<b>M22-XD-B-GB14</b>	2.00
		Ⓜ	<b>M22-XD-B-X6</b>	2.00
	Red	—	<b>M22-XD-R</b> <sup>③</sup>	1.00
		Ⓜ	<b>M22-XD-R-X0</b>	2.00
		STOP	<b>M22-XD-R-GB0</b>	2.00

#### Bulkhead Interfaces

##### USB Socket <sup>④</sup>


	Description	Catalog Number	Price U.S. \$ <sup>⑦</sup>
	Used for USB connection USB 2.0 Type A plug IP65 when closed IP20 when connected	<b>M22-USB-SA</b>	94.50

##### RJ45 Socket <sup>⑤</sup>

	Description	Catalog Number	Price U.S. \$ <sup>⑦</sup>
	Used for RJ45 Ethernet connection IP65 when closed IP20 when connected	<b>M22-RJ45-SA</b>	61.50

#### ASi Adapter Modules <sup>⑥</sup>

##### Complete Devices

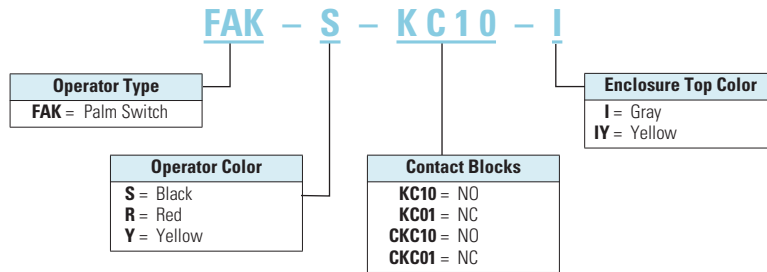
	Description	Catalog Number	Price U.S. \$ <sup>⑦</sup>
	ASi adapter module	<b>M22-ASI</b>	167.00
	ASi adapter module for base mounting	<b>M22-ASI-C</b>	170.00
	ASi adapter module for E-Stop	<b>M22-ASI-CS</b>	213.00
	ASi adapter module for E-Stop base mounting	<b>M22-ASI-S</b>	248.00

##### Notes


- ① The pushrod is 3.24 in long and can be cut to length.
- ② Any combination of plate color and inscription is available.
- ③ Minimum order quantity of (10).
- ④ USB interface is complete with 2-ft-long USB cable.
- ⑤ RJ45 interface is an 8-wire connector.
- ⑥ Available Q2 2009.
- ⑦ Discount Symbol: **1CD1**.

**Catalog Number Selection**

**Palm Switches, Type 4X/13 Enclosure ①**





**Note:** Catalog Number Selection is for illustrative purposes only and not to be used to create new catalog numbers.



**Product Selection**

**Complete Devices**

**Operator, Base and Contact Blocks ②**

	Type	Button Color	Contact Block Configuration	Catalog Number	Price U.S. \$ ③
 <p><b>FAK-S-KC11-I</b></p>	Momentary	Black	1NO-1NC	<b>FAK-S-KC11-I</b>	164.00
		Red	1NO-1NC	<b>FAK-R-KC11-I</b>	164.00
		Yellow	1NO-1NC	<b>FAK-Y-KC11-I</b>	164.00
 <p><b>FAK-R-V-KC01-IY</b></p>	Maintained	Red	NC	<b>FAK-R-V-KC01-IY</b>	205.00
			2NC	<b>FAK-R-V-KC02-IY</b>	215.00
			1NO-2NC	<b>FAK-R-V-KC12-IY</b>	225.00
			1NO-1NC	<b>FAK-R-V-KC11-IY</b>	215.00

**Components**

**Operators Only**



**Operators Only**

Type	Button Color	Catalog Number	Price U.S. \$ ③
Momentary	Black	<b>FAK-S</b>	108.00
	Red	<b>FAK-R</b>	108.00
	Yellow	<b>FAK-Y</b>	108.00
Maintained	Red	<b>FAK-R-V-Y</b>	160.00

**Palm Switch Enclosure Base**

Catalog Number	Price U.S. \$ ③
<b>FAK-IU</b>	36.00

**FAK-IU**



**Contact Blocks ②**

Terminal Type	Contact Configuration	Catalog Number	Price U.S. \$ ③
Screw	NO	<b>M22-KC10</b>	10.00
	NC	<b>M22-KC01</b>	10.00
Spring-Cage	NO	<b>M22-CKC10</b>	13.00
	NC	<b>M22-CKC01</b>	13.00

**M22-KC10**



**Notes**

- ① Available Q2 2009.
- ② For complete listing of available contact blocks, see Accessories, **Pages 59–64**.
- ③ Discount Symbol: **1CD1**.

### Product Selection

#### Assembled Control Stations



#### 1 Element Control Stations

Orientation	Description	Color	①	Inscription	Enclosure Cover Color	Catalog Number	Price U.S. \$ ②
Horizontal	40 mm Mushroom Head Push-Pull Emergency Stop Operator	Red	NC	—	Yellow	<b>M22-C1-M1H</b>	90.00
Horizontal	40 mm Illuminated Mushroom Head Push-Pull Emergency Stop Operator, 85–264 Vac	Red	NO-NC	—	Yellow	<b>M22-C1-M2H</b>	126.00
Horizontal	40 mm Mushroom Head Twist-to-Release Emergency Stop Operator	Red	NC	—	Yellow	<b>M22-C1-M3H</b>	106.00
Horizontal	40 mm Mushroom Head Key-Release Emergency Stop Operator	Red	NC	—	Yellow	<b>M22-C1-M4H</b>	136.00
Horizontal	Flush Pushbutton	Green	NO	⓪	Gray	<b>M22-C1-M5H</b>	76.00
Horizontal	Flush Pushbutton	Green	NO	START	Gray	<b>M22-C1-M6H</b>	76.00
Horizontal	Extended Pushbutton	Red	NC	Ⓢ	Gray	<b>M22-C1-M7H</b>	76.00
Horizontal	Extended Pushbutton	Red	NC	STOP	Gray	<b>M22-C1-M8H</b>	76.00
Horizontal	Key-Operated Selector Switch, 2-position Maintained	—	NO	ON-OFF	Gray	<b>M22-C1-M9H</b>	121.00
Horizontal	Knob Type Selector Switch, 3-position Maintained	—	2NO	HAND-OFF-AUTO	Gray	<b>M22-C1-M10H</b>	94.50
Horizontal	Double Pushbutton	Green	NO	START	Gray	<b>M22-C1-M11H</b>	110.00
Horizontal	Double Pushbutton	Red	NC	STOP	Gray	<b>M22-C1-M11H</b>	110.00

### 47

#### 2 Element Control Stations

Orientation	Element 1 Description	Color	①	Inscription	Element 2 Description	Color	①	Inscription	Enclosure Cover Color	Catalog Number	Price U.S. \$ ②
Horizontal	Extended Pushbutton	Red	NC	Ⓢ	Flush Pushbutton	Green	NO	⓪	Gray	<b>M22-C2-M1H</b>	80.00
Vertical	Flush Pushbutton	Green	NO	START	Extended Pushbutton	Red	NC	STOP	Gray	<b>M22-C2-M2V</b>	80.00
Vertical	Flush Pushbutton	Black	NO	FORWARD	Flush Pushbutton	Black	NO	REVERSE	Gray	<b>M22-C2-M3V</b>	80.00

#### 3 Element Control Stations

Orientation	Element 1 Description	Color	①	Inscription	Element 2 Description	Color	①	Inscription	Element 3 Description	Color	①	Inscription	Enclosure Cover Color	Catalog Number	Price U.S. \$ ②
Horizontal	Extended Pushbutton	Red	NC	Ⓢ	Indicating Light	White	85–264 Vac	—	Flush Pushbutton	Green	NO	⓪	Gray	<b>M22-C3-M1H</b>	122.00
Vertical	Indicating Light	White	85–264 Vac	—	Flush Pushbutton	Green	NO	START	Extended Pushbutton	Red	NC	STOP	Gray	<b>M22-C3-M2V</b>	122.00
Horizontal	Flush Pushbutton	Green	NO	⓪	Extended Pushbutton	Red	NC	Ⓢ	Flush Pushbutton	Green	NO	⓪	Gray	<b>M22-C3-M3H</b>	122.00
Vertical	Flush Pushbutton	Black	NO	OPEN	Flush Pushbutton	Red	NC	STOP	Flush Pushbutton	Black	NO	CLOSE	Gray	<b>M22-C3-M4V</b>	102.00
Vertical	Flush Pushbutton	Black	NO	FORWARD	Flush Pushbutton	Red	NC	STOP	Flush Pushbutton	Black	NO	REVERSE	Gray	<b>M22-C3-M5V</b>	102.00
Vertical	Flush Pushbutton	Black	NO	UP	Flush Pushbutton	Red	NC	STOP	Flush Pushbutton	Black	NO	DOWN	Gray	<b>M22-C3-M6V</b>	102.00




#### Notes

① Contact block configuration.

② Discount Symbol: **1CD1**.

Accessories

Button Plates

	Color	Inscription	Catalog Number Flush Pushbutton	Price U.S. \$ <sup>②</sup>	Catalog Number Extended Pushbutton	Price U.S. \$ <sup>②</sup>	Catalog Number Mushroom Head Button	Price U.S. \$ <sup>②</sup>
<b>M22-XD-S</b> 	Black	—	M22-XD-S	1.00	M22-XDH-S	2.00	M22-XDP-S	1.00
	White	—	M22-XD-W	1.00	M22-XDH-W	2.00	M22-XDP-W	1.00
	Red	—	M22-XD-R	1.00	M22-XDH-R	2.00	M22-XDP-R	1.00
	Green	—	M22-XD-G	1.00	M22-XDH-G	2.00	M22-XDP-G	1.00
	Yellow	—	M22-XD-Y	1.00	M22-XDH-Y	2.00	M22-XDP-Y	1.00
<b>M22-XDH-R</b> 	Blue	—	M22-XD-B	1.00	M22-XDH-B	2.00	—	—
	Black, White, Red, Green, Yellow, Blue	—	M22-XD-SWRGYB	5.00	M22-XDH-SWRGYB	10.00	—	—
<b>M22-XDP-G</b> 	Black, Red, Green	—	M22-XD-SRG	2.50	M22-XDH-SRG	5.00	—	—
	Black	Custom	M22-XD-S-ETCH	2.00	M22-XDH-S-ETCH	3.00	M22-XDP-S-ETCH	2.00
	White	Custom	M22-XD-W-ETCH	2.00	M22-XDH-W-ETCH	3.00	M22-XDP-W-ETCH	2.00
	Red	Custom	M22-XD-R-ETCH	2.00	M22-XDH-R-ETCH	3.00	M22-XDP-R-ETCH	2.00
	Green	Custom	M22-XD-G-ETCH	2.00	M22-XDH-G-ETCH	3.00	M22-XDP-G-ETCH	2.00
	Yellow	Custom	M22-XD-Y-ETCH	2.00	M22-XDH-Y-ETCH	3.00	M22-XDP-Y-ETCH	2.00
	Blue	Custom	M22-XD-B-ETCH	2.00	M22-XDH-B-ETCH	3.00	—	—
	Black	STOP	M22-XD-S-GB0	2.00	M22-XDH-S-GB0	3.00	M22-XDP-S-GB0	2.00
	Red	STOP	M22-XD-R-GB0	2.00	M22-XDH-R-GB0	3.00	M22-XDP-R-GB0	2.00
	Black	START	M22-XD-S-GB1	2.00	M22-XDH-S-GB1	3.00	M22-XDP-S-GB1	2.00
	White	START	M22-XD-W-GB1	2.00	M22-XDH-W-GB1	3.00	—	—
	Green	START	M22-XD-G-GB1	2.00	M22-XDH-G-GB1	3.00	M22-XDP-G-GB1	2.00
	Black	CLOSE	M22-XD-S-GB2	2.00	M22-XDH-S-GB2	3.00	—	—
	Black	UP	M22-XD-S-GB3	2.00	M22-XDH-S-GB3	3.00	M22-XDP-S-GB3	2.00
	Black	DOWN	M22-XD-S-GB4	2.00	M22-XDH-S-GB4	3.00	M22-XDP-S-GB4	2.00
	Black	OFF	M22-XD-S-GB5	2.00	M22-XDH-S-GB5	3.00	M22-XDP-S-GB5	2.00
	Red	OFF	M22-XD-R-GB5	2.00	M22-XDH-R-GB5	3.00	M22-XDP-R-GB5	2.00
Black	ON	M22-XD-S-GB6	2.00	M22-XDH-S-GB6	3.00	M22-XDP-S-GB6	2.00	
Green	ON	M22-XD-G-GB6	2.00	M22-XDH-G-GB6	3.00	M22-XDP-G-GB6	2.00	
Black	TEST	M22-XD-S-GB9	2.00	M22-XDH-S-GB9	3.00	—	—	
Blue	RESET	M22-XD-B-GB14	2.00	M22-XDH-B-GB14	3.00	—	—	
Black	FORWARD	M22-XD-S-GB15	2.00	M22-XDH-S-GB15	3.00	M22-XDP-S-GB15	2.00	
Black	REVERSE	M22-XD-S-GB16	2.00	M22-XDH-S-GB16	3.00	M22-XDP-S-GB16	2.00	
Black	RAISE	M22-XD-S-GB17	2.00	M22-XDH-S-GB17	3.00	—	—	
Black	LOWER	M22-XD-S-GB18	2.00	M22-XDH-S-GB18	3.00	—	—	
Black	⊙	M22-XD-S-X0	2.00	M22-XDH-S-X0	3.00	M22-XDP-S-X0	2.00	
Red	⊙	M22-XD-R-X0	2.00	M22-XDH-R-X0	3.00	M22-XDP-R-X0	2.00	
Green	⊙	—	—	—	—	M22-XDP-G-X0	2.00	
Black	⊙	M22-XD-S-X1	2.00	M22-XDH-S-X1	3.00	M22-XDP-S-X1	2.00	
White	⊙	M22-XD-W-X1	2.00	M22-XDH-W-X1	3.00	—	—	
Green	⊙	M22-XD-G-X1	2.00	M22-XDH-G-X1	3.00	M22-XDP-G-X1	2.00	
Black	⊙	M22-XD-S-X2	2.00	M22-XDH-S-X2	3.00	—	—	
Green	⊙	M22-XD-G-X2	2.00	M22-XDH-G-X2	3.00	—	—	
Black	⊕	M22-XD-S-X4	2.00	M22-XDH-S-X4	3.00	M22-XDP-S-X4	2.00	
Black	⊖	M22-XD-S-X5	2.00	M22-XDH-S-X5	3.00	M22-XDP-S-X5	2.00	
Blue	RESET	M22-XD-B-X6	2.00	M22-XDH-B-X6	3.00	—	—	
Black	⊙	M22-XD-S-X7	2.00	M22-XDH-S-X7	3.00	M22-XDP-S-X7	2.00	
Black	⊙	M22-XD-S-X8	2.00	M22-XDH-S-X8	3.00	—	—	
Black	See ① below	M22-XD-S-X9	2.00	M22-XDH-S-X9	3.00	—	—	
Black	See ① below	M22-XD-S-X10	2.00	M22-XDH-S-X10	3.00	—	—	
Black	See ① below	M22-XD-S-X11	2.00	M22-XDH-S-X11	3.00	—	—	
Black	See ① below	M22-XD-S-X12	2.00	M22-XDH-S-X12	3.00	—	—	
Black	See ① below	M22-XD-S-X13	2.00	M22-XDH-S-X13	3.00	—	—	
Black	See ① below	M22-XD-S-X14	2.00	M22-XDH-S-X14	3.00	—	—	
Black	See ① below	M22-XD-S-X15	2.00	M22-XDH-S-X15	3.00	—	—	
Black	See ① below	M22-XD-S-X16	2.00	M22-XDH-S-X16	3.00	—	—	
Black	See ① below	M22-XD-S-X17	2.00	M22-XDH-S-X17	3.00	—	—	

Notes

① Refer to the Symbols Library, Pages 77–84, for symbol image.

② Discount Symbol: 1CD1.

### M22 Modular Pushbuttons

#### Button Lenses

M22-XDLH-W



M22-XDL-G



Color	Inscription	Catalog Number Flush	Price U.S. \$ <sup>①</sup>	Catalog Number Extended	Price U.S. \$ <sup>①</sup>
White	—	M22-XDL-W	1.40	M22-XDLH-W	2.40
Red	—	M22-XDL-R	1.40	M22-XDLH-R	2.40
Green	—	M22-XDL-G	1.40	M22-XDLH-G	2.40
Yellow	—	M22-XDL-Y	1.40	M22-XDLH-Y	2.40
Blue	—	M22-XDL-B	1.40	M22-XDLH-B	2.40
White	Custom	M22-XDL-W-ETCH	2.40	M22-XDLH-W-ETCH	3.40
Red	Custom	M22-XDL-R-ETCH	2.40	M22-XDLH-R-ETCH	3.40
Green	Custom	M22-XDL-G-ETCH	2.40	M22-XDLH-G-ETCH	3.40
Yellow	Custom	M22-XDL-Y-ETCH	2.40	M22-XDLH-Y-ETCH	3.40
Blue	Custom	M22-XDL-B-ETCH	2.40	M22-XDLH-B-ETCH	3.40
Red	STOP	M22-XDL-R-GB0	2.40	M22-XDLH-R-GB0	3.40
Green	START	M22-XDL-G-GB1	2.40	M22-XDLH-G-GB1	3.40
Red	OFF	M22-XDL-R-GB5	2.40	M22-XDLH-R-GB5	3.40
Green	ON	M22-XDL-G-GB6	2.40	M22-XDLH-G-GB6	3.40
Blue	RESET	M22-XDL-B-GB14	2.40	M22-XDLH-B-GB14	3.40
Red	Ⓢ	M22-XDL-R-X0	2.40	M22-XDLH-R-X0	3.40
Green	Ⓛ	M22-XDL-G-X1	2.40	M22-XDLH-G-X1	3.40
Blue	Ⓡ	M22-XDL-B-X6	2.40	M22-XDLH-B-X6	3.40

#### Contact Block Mounting Adapter

M22-A



Description	Catalog Number	Price U.S. \$ <sup>①</sup>
Mounting Adapter	M22-A	2.90

M22-A4



Mounting Adapter, 4-Position	M22-A4	5.60
------------------------------	--------	------

#### Contact Blocks

M22-K10




Mounting Location	Terminal Type	Contact Configuration	Package Qty.	Catalog Number	Price U.S. \$ <sup>①</sup>		
Front	Screw	NO	1	M22-K10	10.00		
		NO	25	M22-K10-B25	250.00		
		NO	100	M22-K10-B100	1,000.00		
		NO, Early-Make	1	M22-K10P	11.00		
		NC	1	M22-K01	10.00		
		NC	25	M22-K01-B25	250.00		
		NC	100	M22-K01-B100	1,000.00		
		NC, Late-Break	1	M22-K01D	11.00		
		Base		NO	1	M22-KC10	10.00
				NC	1	M22-KC01	10.00
NO	25			M22-KC10-B25	250.00		
NO	100			M22-KC10-B100	1,000.00		
NC	25			M22-KC01-B25	250.00		
NC	100			M22-KC01-B100	1,000.00		
Front	Spring-Cage	NO	1	M22-CK10	13.00		
		NC	1	M22-CK01	13.00		
		NC, Late-Break	1	M22-CK01D	11.00		
		2NO	1	M22-CK20	23.00		
		2NC	1	M22-CK02	23.00		
		NO-NC	1	M22-CK11	23.00		
		Base		NO	1	M22-CKC10	13.00
				NC	1	M22-CKC01	13.00

**Note**


① Discount Symbol: 1CD1.



Light Units

Terminal Type	Mounting Location	LED Color	Light Unit Voltage	Catalog Number	Price U.S. \$ <sup>①</sup>			
<b>M22-LED-W</b> 	Screw	Front	White	12–30 Vac/dc	<b>M22-LED-W</b>	26.00		
			Red		<b>M22-LED-R</b>	26.00		
			Green		<b>M22-LED-G</b>	26.00		
			Blue		<b>M22-LED-B</b>	26.00		
		Base	Front	White	85–264 Vac	<b>M22-LED230-W</b>	26.00	
				Red		<b>M22-LED230-R</b>	26.00	
				Green		<b>M22-LED230-G</b>	26.00	
				Blue		<b>M22-LED230-B</b>	26.00	
			Front	White	207–264 Vac	<b>M22-LED230H-W</b>	26.00	
				Red		<b>M22-LED230H-R</b>	26.00	
				Green		<b>M22-LED230H-G</b>	26.00	
				Blue		<b>M22-LED230H-B</b>	26.00	
	Base		Front	White	12–30 Vac/dc	<b>M22-LEDC-W</b>	26.00	
				Red		<b>M22-LEDC-R</b>	26.00	
				Green		<b>M22-LEDC-G</b>	26.00	
				Blue		<b>M22-LEDC-B</b>	26.00	
		Front	White	85–264 Vac	<b>M22-LEDC230-W</b>	26.00		
			Red		<b>M22-LEDC230-R</b>	26.00		
			Green		<b>M22-LEDC230-G</b>	26.00		
			Blue		<b>M22-LEDC230-B</b>	26.00		
		Front	White	207–264 Vac	<b>M22-LEDC230H-W</b>	26.00		
			Red		<b>M22-LEDC230H-R</b>	26.00		
			Green		<b>M22-LEDC230H-G</b>	26.00		
			Blue		<b>M22-LEDC230H-B</b>	26.00		
	Spring-Cage	Front	White	12–30 Vac/dc	<b>M22-CLED-W</b>	28.00		
				Red		<b>M22-CLED-R</b>	28.00	
				Green		<b>M22-CLED-G</b>	28.00	
				Blue		<b>M22-CLED-B</b>	28.00	
			Base	White	85–264 Vac	<b>M22-CLED230-W</b>	28.00	
				Red		<b>M22-CLED230-R</b>	28.00	
				Green		<b>M22-CLED230-G</b>	28.00	
				Blue		<b>M22-CLED230-B</b>	28.00	
			Base	Front	White	12–30 Vac/dc	<b>M22-CLEDC-W</b>	28.00
					Red		<b>M22-CLEDC-R</b>	28.00
					Green		<b>M22-CLEDC-G</b>	28.00
					Blue		<b>M22-CLEDC-B</b>	28.00
Front		White		85–264 Vac	<b>M22-CLEDC230-W</b>	28.00		
		Red			<b>M22-CLEDC230-R</b>	28.00		
		Green			<b>M22-CLEDC230-G</b>	28.00		
		Blue			<b>M22-CLEDC230-B</b>	28.00		



LED Resistor and Test Elements

Terminal Type	Mounting Location	Element Type	Voltage	Catalog Number	Price U.S. \$ <sup>①</sup>	
<b>M22-XLED60</b> 	Screw	Front	Resistor	42–60 Vac/dc	<b>M22-XLED60</b>	23.40
				220 Vdc	<b>M22-XLED220</b>	63.00
		Test	12–240 Vac/dc	<b>M22-XLED-T</b>	23.40	
			85–264 Vac	<b>M22-XLED230-T</b>	34.25	

Note

① Discount Symbol: **1CD1**.

#### Legend Plate Holders and Inserts, Pushbuttons and Double Pushbuttons

	Description	Inscription	Catalog Number	Price U.S. \$ <sup>②</sup>
	Legend plate holder, without legend plate insert, for pushbuttons	—	<b>M22S-ST-X</b>	1.40
	Legend plate holder, without legend plate insert, for double pushbuttons	—	<b>M22S-STDD-X</b>	5.00
	Legend plate insert	—	<b>M22-XST</b>	1.40
		—	<b>M22-XST-ETCH</b> <sup>①</sup>	2.40
		STOP	<b>M22-XST-GB0</b>	2.40
		START	<b>M22-XST-GB1</b>	2.40
		OFF	<b>M22-XST-GB5</b>	2.40
		ON	<b>M22-XST-GB6</b>	2.40
		RUN	<b>M22-XST-GB7</b>	2.40
		FAULT	<b>M22-XST-GB8</b>	2.40
		OFF ON	<b>M22-XST-GB10</b>	2.40
		MAN. AUTO	<b>M22-XST-GB11</b>	2.40
		HAND O AUTO	<b>M22-XST-GB12</b>	2.40
		HAND AUTO	<b>M22-XST-D11</b>	2.40
		MAN. O AUTO	<b>M22-XST-D12</b>	2.40
		1	<b>M22-XST-X52</b>	2.40
		2	<b>M22-XST-X53</b>	2.40
	O I	<b>M22-XST-X88</b>	2.40	
	O - I	<b>M22-XST-X89</b>	2.40	
	I O II	<b>M22-XST-X93</b>	2.40	

#### Notes







- ① When ordering, specify inscription per catalog number suffix from the symbols library (see **Pages 77–84**) into the Order Notes. For example, M22-XD-S-ETCH; Order Notes: Mark with symbol X91, Line item #\_.
- ② Discount Symbol: **1CD1**.

#### Example

To order a legend plate for a pushbutton with non-standard markings (FORWARD):

1. Select legend plate holder—M22S-ST-X.
2. Select legend plate insert—M22-XST-ETCH.
3. Select FORWARD from the symbols library, **Page 77**, identified by GB15 suffix.
4. Indicate on the order form in the order notes—suffix GB15, line item # \_\_\_\_ .


Legend Plates, Complete

	Description	Inscription	Catalog Number	Price U.S. \$ <sup>②</sup>					
<b>M22S-ST-GB0</b> 	For use with Pushbuttons and Indicating Lights	Legend plate holder with insert	STOP	<b>M22S-ST-GB0</b>	3.80				
			START	<b>M22S-ST-GB1</b>	3.80				
			OFF	<b>M22S-ST-GB5</b>	3.80				
			ON	<b>M22S-ST-GB6</b>	3.80				
			RUN	<b>M22S-ST-GB7</b>	3.80				
			FAULT	<b>M22S-ST-GB8</b>	3.80				
			1	<b>M22S-ST-X52</b>	3.80				
			2	<b>M22S-ST-X53</b>	3.80				
			OFF ON	<b>M22S-ST-GB10</b>	3.80				
			MAN. AUTO	<b>M22S-ST-GB11</b>	3.80				
			HAND O AUTO	<b>M22S-ST-GB12</b>	3.80				
			HAND AUTO	<b>M22S-ST-D11</b>	3.80				
			MAN. O AUTO	<b>M22S-ST-D12</b>	3.80				
			O I	<b>M22S-ST-X88</b>	3.80				
O - I	<b>M22S-ST-X89</b>	3.80							
I O II	<b>M22S-ST-X93</b>	3.80							
<b>M22-XZK</b> 	Emergency-Stop Operators	Rectangular Yellow Legend Plate	—	<b>M22-XZK</b>	5.25				
			Custom	<b>M22-XZK-ETCH</b> <sup>①</sup>	6.25				
			EMERGENCY-STOP	<b>M22-XZK-GB99</b>	6.25				
			Square Yellow Legend Plate	Custom	<b>M22-XYK</b>	5.25			
				Custom	<b>M22-XYK-ETCH</b> <sup>①</sup>	6.25			
			<b>M22-XYK</b> 	Emergency-Stop Operators	Square Yellow Legend Plate	EMERGENCY-STOP 4-Language	<b>M22-XYK1</b>	6.25	
						EMERGENCY-STOP (top and bottom)	<b>M22-XYK5</b>	6.25	
						Round Yellow Legend Plate, 90 mm	—	<b>M22-XAK</b>	5.25
							Custom	<b>M22-XAK-ETCH</b> <sup>①</sup>	6.25
			<b>M22-XBK1</b> 	Emergency-Stop Operators	Round Yellow Legend Plate, 90 mm	EMERGENCY-STOP 4-Language	<b>M22-XAK1</b>	6.25	
EMERGENCY-STOP (top and bottom)	<b>M22-XAK5</b>	6.25							
—	<b>M22-XBK</b>	5.25							
Custom	<b>M22-XBK-ETCH</b> <sup>①</sup>	6.25							
EMERGENCY-STOP 4-Language	<b>M22-XBK1</b>	6.25							
<b>M22-XBK1</b> 	Emergency-Stop Operators	Round Yellow Legend Plate, 60 mm	EMERGENCY-STOP (top and bottom)	<b>M22-XBK5</b>	6.25				
			—	<b>M22-XBK</b>	5.25				
			Custom	<b>M22-XBK-ETCH</b> <sup>①</sup>	6.25				
			EMERGENCY-STOP 4-Language	<b>M22-XBK1</b>	6.25				
<b>M22-XCK1</b> 	Four-Way Pushbutton, Joystick and 4-Position Selector Switches	Silver Square Legend Plate	—	<b>M22-XCK</b>	7.75				
			Custom	<b>M22-XCK-ETCH</b> <sup>①</sup>	8.75				
			4 Directional Arrows	<b>M22-XCK1</b>	8.75				
			0-1-0-2-0-3-0-4	<b>M22-XCK2</b>	8.75				
			2 Directional Arrows	<b>M22-XCK3</b>	8.75				


Notes

- ① When ordering, specify inscription per catalog number suffix from the symbols library (see **Pages 77–84**) into the Order Notes. For example, M22-XD-S-ETCH; Order Notes: Mark with symbol X91, Line item #\_.
- ② Discount Symbol: **1CD1**.


#### Surface Mounting Enclosures

Description	Catalog Number	Price U.S. \$ <sup>③</sup>
<b>M22-IY1-PG</b>  Yellow Top, Black Base for Emergency-Stop Operators	<b>M22-IY1-PG</b>	63.50
1 Element Enclosure	<b>M22-I1-PG</b>	59.00
2 Element Enclosure	<b>M22-I2-PG</b>	64.00
3 Element Enclosure	<b>M22-I3-PG</b>	70.00
4 Element Enclosure	<b>M22-I4-PG</b>	78.00
6 Element Enclosure	<b>M22-I6-PG</b>	92.50
M20 Connecting Screw	<b>M22-XI</b>	8.00
M20 Cord Grip	<b>V-M20</b>	8.00





#### Flush Mounting Plates, Aluminum

Finish	Rating	Catalog Number	Price U.S. \$ <sup>③</sup>
<b>M22-EY1</b> 			
<b>1 Hole</b>			
Yellow Paint for Emergency-Stop Operators	—	<b>M22-EY1</b>	39.00
Gray Anodized	IP65	<b>M22-E1</b>	35.00
<b>2 Holes</b>			
Gray Anodized	IP65	<b>M22-E2</b>	46.00
<b>3 Holes</b>			
Gray Anodized	IP65	<b>M22-E3</b>	51.00
<b>4 Holes</b>			
Gray Anodized	IP65	<b>M22-E4</b>	66.00
<b>5 Holes</b>			
Gray Anodized	IP65	<b>M22-E5</b>	78.00
<b>6 Holes</b>			
Anodized	IP40	<b>M22-E6</b>	94.00





#### Shrouds, Plastic

Description	Rating	Catalog Number	Price U.S. \$ <sup>③</sup>
<b>M22-H1</b> 			
1-Element	IP55	<b>M22-H1</b>	12.00
2-Element	IP55	<b>M22-H2</b>	25.00
3-Element	IP55	<b>M22-H3</b>	39.00
4-Element	IP40	<b>M22-H4</b>	53.00
5-Element	IP40	<b>M22-H5</b>	65.00
6-Element	IP40	<b>M22-H6</b>	79.00
Mounting Plate	—	<b>M22-XE5</b>	13.00
Plaster Keys for Flush Mounting	—	<b>M22-UPE</b>	12.00


#### Selector Switch Accessories

Description	Catalog Number	Price U.S. \$ <sup>③</sup>
<b>M22-XW</b>  Plunger Bridge <sup>①</sup>	<b>M22-XW</b>	4.00
<b>M22-XWS</b>  Key Cover	<b>M22-XWS</b>	10.00
<b>M22-XC-R</b>  Key Withdraw Adapter <sup>②</sup>	<b>M22-XC-R</b>	4.00
<b>M22-XC-Y</b>  Coding Adapter	<b>M22-XC-Y</b>	4.00

#### Emergency Stop Operator Accessories

Description	Catalog Number	Price U.S. \$ <sup>③</sup>
<b>M22-XGWK</b>  Guard Ring	<b>M22-XGWK</b>	11.25
<b>M22-XGPV</b>  Yellow Guard Ring	<b>M22-XGPV</b>	16.25
<b>M22G-XGPV</b>  Gray Guard Ring	<b>M22G-XGPV</b>	16.25
<b>M22-PL-PV</b>  Sealing Shroud	<b>M22-PL-PV</b>	22.00

#### Blanking Plugs

Color	Catalog Number	Price U.S. \$ <sup>③</sup>
<b>M22-B</b> 	<b>M22-B</b>	3.70
Black	<b>M22S-B</b>	3.70

#### Notes

- ① Plunger needed to actuate center-mounted contact blocks. Used for non-illuminated 3-position selector switches only.
- ② Enables a keyed selector switch to be set to user-selected key withdraw position.
- ③ Discount Symbol: **1CD1**.

**Mounting Accessories**

	Description	Catalog Number	Price U.S. \$ <sup>①</sup>
	Telescopic Clip with Top-Hat Rail	<b>M22-TC</b>	10.85
	Telescopic Clip	<b>M22-TA</b>	19.50
	Telescopic Clip Extension	<b>M22-TCV</b>	3.70
	DIN Rail Mounting Adapter	<b>M22-IVS</b>	7.80
	Mounting Ring	<b>M22-GR</b>	2.25
	Mounting Ring Tool	<b>M22-MS</b>	7.80
	Adapter Ring Set for 30 mm Holes	<b>M22S-R30</b>	3.75

**Protective Diaphragm**

For Use with ...	Catalog Number	Price U.S. \$ <sup>①</sup>
Flush Pushbuttons and Indicating Lights	<b>M22-T-D</b>	4.45
Double Pushbuttons	<b>M22-T-DD</b>	4.95



**Dust Covers**

Description	Catalog Number	Price U.S. \$ <sup>①</sup>
Contact Block Dust Cover	<b>M22-XKDP</b>	1.15
Operator Dust Cover, Max 3 Contact Blocks	<b>M22-ADC</b>	19.45
Operator Dust Cover, Max 4 Contact Blocks	<b>M22-ADC4</b>	19.45



**Kits**

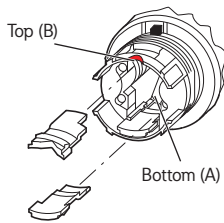
Description	Catalog Number	Price U.S. \$ <sup>①</sup>
Includes one each: M22-XW, M22-XC-R, M22-XC-Y, M22S-B, M22-A, M22-XD-SWRGYB	<b>M22-KT1</b>	20.90

**Note**

<sup>①</sup> Discount Symbol: **1CD1**.

#### Coding Adapter Guide

#### Selector Switches



#### 2-Position Selector Switch

Top (B)	Bottom (A)	Catalog Number	Function
		M22(S)-W(L)(K)	Momentary
		M22(S)-WR(L)(K)	Maintained

#### 3-Position Selector Switch

Top (B)	Bottom (A)	Catalog Number	Function Left	Right
		M22(S)-W(L)(K)3	Momentary	Momentary
		M22(S)-WR(L)(K)3	Maintained	Maintained
		M22(S)-WR(L)(K)3-1	Maintained	Momentary
		M22(S)-WR(L)(K)3-2	Momentary	Maintained

#### 2-Position Key-Operated Selector Switch

Top (B)	Bottom (A)	Catalog Number	Center Key Withdraw	Right Function	Key Withdraw
		M22(S)-WS	Yes	Momentary	No
		M22(S)-WRS	Yes	Maintained	Yes
		M22(S)-WRS-A1	Yes	Maintained	No

#### 3-Position Key-Operated Selector Switch

Top (B)	Bottom (A)	Catalog Number	Left Function	Key Withdraw	Center Key Withdraw	Right Function	Key Withdraw
		M22(S)-WS3	Momentary	No	Yes	Momentary	No
		M22(S)-WRS3	Maintained	Yes	Yes	Maintained	Yes
		M22(S)-WRS3-A1	Maintained	No	Yes	Maintained	No
		M22(S)-WRS3-A2	Maintained	Yes	Yes	Maintained	No
		M22(S)-WRS3-A3	Maintained	No	Yes	Maintained	Yes
		M22(S)-WRS3-A4	Maintained	Yes	Yes	Momentary	No
		M22(S)-WRS3-A5	Maintained	No	Yes	Momentary	No
		M22(S)-WRS3-A6	Momentary	No	Yes	Maintained	Yes
		M22(S)-WRS3-A7	Momentary	No	Yes	Maintained	No

## Technical Data and Specifications

### Pushbuttons, Indicating Lights, Selector Switches and Emergency-Stop Operators

		Momentary Pushbuttons	Maintained Pushbuttons	Indicating Lights, Buzzers and Potentiometers	Emergency-Stop Operators	Selector Switches	Key-Operated Operators	Double Pushbuttons
<b>General</b>								
Standards		IEC/EN 60947 VDE 0660	IEC/EN 60947 VDE 0660	IEC/EN 60947 VDE 0660	IEC/EN 60947 VDE 0660	IEC/EN 60947 VDE 0660	IEC/EN 60947 VDE 0660	IEC/EN 60947 VDE 0660
Lifespan, mechanical	Operations	x 10 <sup>6</sup>	>5	>1	—	>0.1	>0.1	>0.2
Operating frequency	Operations/h		≥3600	≥1800	—	≥600	≥2000	≥3600
Actuating force	n		≥5	≥5	—	≥50	—	≥5
Operating torque (screw terminals)	Nm		—	—	—	≥0.3	≥0.5	—
<b>Protection Type</b>								
IP		IP67, IP69K	IP67, IP69K	Indicating lights: IP67, 69K Buzzers: IP40 Potentiometers: IP66	IP67, IP69K	IP66	IP66	IP66
UL Type		4X, 13	4X, 13	Indicating lights: 4X/13 Buzzers: 12 Potentiometers: 4X/13	4X, 13	4X, 13	4X, 13	4X, 13
Climatic proofing		Damp heat, constant, according to IEC 60068-2-78 Damp heat, cyclical to IEC 60068-2-30						
Ambient Temperature, Operating		°F (°C)	–13–158 (–25–70)	–13–158 (–25–70)	–13–158 (–25–70)	–13–158 (–25–70)	–13–158 (–25–70)	–13–158 (–25–70)
Mounting position			As required	As required	As required	As required	As required	As required
Mechanical shock resistance to IEC 60068-2-27 Shock duration 11 ms, half-sinusoidal		g	>30	>30	>30	>50	>30	>30
<b>Terminal Capacities</b>								
Solid		AWG	—	—	20-16	—	—	—
		mm <sup>2</sup>	—	—	0.5–1.5	—	—	—
Stranded		AWG	—	—	20-16	—	—	—
		mm <sup>2</sup>	—	—	0.5–1.5	—	—	—
<b>Contacts</b>								
Rated impulse withstand voltage	U <sub>imp</sub>	Vac	—	—	4000	—	—	—
Rated insulation voltage	U <sub>i</sub>	V	—	—	2500	—	—	—
Overvoltage category/ pollution degree			—	—	III/3	—	—	—

## Contact Blocks and Light Units

			Contact Blocks	LED Light Units
<b>General</b>				
Standards			IEC/EN 60947 VDE 0660	IEC/EN 60947 VDE 0660
Lifespan, mechanical	Operations	x 10 <sup>6</sup>	>5	—
Operating frequency	Operations/h		≥3600	—
Actuating force	n		≥5	—
Operating torque (screw terminals)	Nm		≥0.8	—
<b>Protection Type</b>				
IP			IP20	IP20
UL Type			—	—
Climatic proofing			Damp heat, constant, according to IEC 60068-2-78 Damp heat, cyclical to IEC 60068-2-30	
Ambient Temperature, Operating		°F (°C)	–13–158 (–25–70)	–13–158 (–25–70)
Mounting position			As required	As required
Mechanical shock resistance to IEC 60068-2-27 Shock duration 11 ms, half-sinusoidal		g	>30	>30
<b>Terminal Capacities</b>				
Solid	AWG		18–14	18–14
	mm <sup>2</sup>		0.75–2.5	0.75–2.5
Stranded	AWG		20–14	20–14
	mm <sup>2</sup>		0.5–2.5	0.5–2.5
<b>Contacts</b>				
Rated impulse withstand voltage	U <sub>imp</sub>	Vac	6000	6000
Rated insulation voltage	U <sub>i</sub>	V	500	500
Overvoltage category/ pollution degree			III/3	III/3
<b>Control Circuit Reliability</b>				
at 24 Vdc/5 mA	H <sub>F</sub>	Fault probability	< 10 <sup>-7</sup> , < 1 fault in 10 <sup>7</sup> operations	—
at 5 Vdc/1 mA	H <sub>F</sub>	Fault probability	< 5 x 10 <sup>-6</sup> , < 1 fault in 5 x 10 <sup>6</sup> operations	—
<b>Max. Short-Circuit Protective Device</b>				
Fuse	gG/gL	A	10	—
Switching capacity			—	—
<b>Rated Operational Current</b>				
AC-15				
115 V	I <sub>e</sub>	A	4	—
230 V	I <sub>e</sub>	A	4	—
400 V	I <sub>e</sub>	A	2	—
500 V	I <sub>e</sub>	A	2	—
DC-13				
24 V	I <sub>e</sub>	A	3	—
42 V	I <sub>e</sub>	A	1.7	—
60 V	I <sub>e</sub>	A	1.2	—
110 V	I <sub>e</sub>	A	0.8	—
220 V	I <sub>e</sub>	A	0.3	—
<b>Lifespan, Electrical</b>				
AC-15				
230 V/0.5 A	Operations	x 10 <sup>6</sup>	1.6	—
230 V/1.0 A	Operations	x 10 <sup>6</sup>	1	—
230 V/3.0 A	Operations	x 10 <sup>6</sup>	0.7	—
DV-13				
12 V/2.8 A	Operations	x 10 <sup>6</sup>	1.2	—

**Contact Element Note:** >200 Vac/60 Hz: –25/+55 °C



**Palm Switches**

			<b>Momentary</b>	<b>Maintained</b>	<b>FAK-R-V-KC11-I</b>
<b>General</b>					
Standards			IEC/EN 60947 VDE 0660	IEC/EN 60947 VDE 0660	IEC/EN 60947 VDE 0660
Lifespan, mechanical	Operations	x 10 <sup>6</sup>	>1	>0.1	>0.1
Operating frequency	Operations/h		≥3600	≥600	≥600
Actuating force		n	20–40	40–60	15–25
Operating torque		Nm	—	—	—
Degree of protection, IEC/EN 60529	IP		IP67, IP69K	IP67, IP69K	IP65
	UL Type		4X, 13	4X, 13	4X, 13
Climatic proofing			Damp heat, constant, to IEC 60068-2-78 Damp heat, cyclic, to IEC 60068-2-30		
Ambient Temperature, Operating		°F (°C)	–73–104 (–25–40)	–73–104 (–25–40)	–73–104 (–25–40)
Mounting position			As required		
Mechanical shock resistance to IEC 60068-2-27		g	>15	>15	>15
Shock duration 11 ms, half-sinusoidal					

**ASi Adapter Modules**

			<b>M22-ASI</b>	<b>M22-ASI-C</b>
<b>General</b>				
Standards			IEC/EN 60947, DIN EN 50295	IEC/EN 60947, DIN EN 50295
Radio interference suppression			EN 55011, EN 55022	EN 55011, EN 55022
Limit value class			—	—
Protection type			IP20	IP00
Climatic proofing			Damp heat, constant, to IEC 60068-2-78, cyclical, to IEC 60068-2-30	
Ambient Temperature, Operating		°F (°C)	–13–131 (–25–55)	–13–131 (–25–55)
Shock resistance Shock duration 11 ms		g	>30	>30
Vibration to IEC 60068-2-27 (amplitude 1 mm)		Hz	—	—
Dimensions		mm	—	—
Weight		kg	—	—
Mounting			Front mounting	Front mounting
Mounting position			As required	As required
<b>Power supply</b>				
Rated voltage to AS-Interface Specification		Vdc	26.5–31.6	26.5–31.6
Connection technique			Yellow plug-in terminal as insulation piercing terminal	2 cables on board
Power supply			Completely from the AS-Interface cable	
Addressing			Via connection to AS-Interface cable	
Total power consumption of the AS-Interface		mA	≥40	≥40
AS-Interface			—	—
Rated operational current at full load		mA	—	—
Rated operational current when idle (no I, O set)		mA	—	—
Status LEDs			POWER AS-Interface cable: green LED on the rear side of the element ERROR AS-Interface, AS-Interface Master failure: red LED on the rear side of the element	POWER AS-Interface cable: green LED on the board ERROR AS-Interface, AS-Interface Master failure: red LED on the board

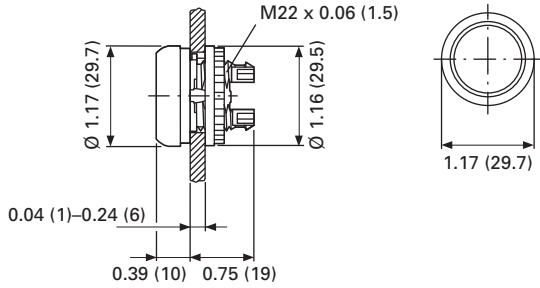
## ASi-S Adapter Modules

		M22-ASI-S	M22-ASI-CS
<b>Inputs</b>			
Inputs, protected against short-circuit	Number	2 (normally 22 V/5 mA)	2 (normally 22 V/5 mA)
Voltage range	Vdc	—	—
Rated current per input	mA	—	—
High signal level	V	—	—
Low signal	mA	—	—
Length of connecting cables	cm	—	—
<b>Outputs</b>			
Outputs, protected against short-circuit	Number	1 (normally 19 V/8 mA)	1 (normally 19 V/8 mA)
Voltage range	Vdc	—	—
<b>Max. Current Carrying Capacity</b>			
All outputs		—	—
S 3 external outputs		—	—
Length of connecting cables	cm	—	—
Profile		S-3.A.E	S-3.A.E
Specification		2.1	2.1
Addresses	Number	62	62
<b>Emergency-Stop Circuits</b>			
Connection of the AS-Interface line		Yellow plug terminal with insulation piercing	2 cables on the circuit board
Power supply		Complete from AS-Interface, cable 26.5–31.6 Vdc	Complete from AS-Interface, cable 26.5–31.6 Vdc
Fixing		Front mounted	Base mounted
Addressing		Via AS-Interface cable	Via AS-Interface cable
Max. total current	A	45 mA	45 mA
Ambient Temperature, Operating	°F (°C)	–13–131 (–25–55)	–13–131 (–25–55)
Shock resistance		30 g/11 ms as per IEC 60068-2-27	30 g/11 ms as per IEC 60068-2-27
Protection type		IP20	IP00
Climatic proofing		Damp heat, constant, to IEC 60068-2-78, cyclical, to IEC 60068-2-30	Damp heat, constant, to IEC 60068-2-78, cyclical, to IEC 60068-2-30
Mounting position		As required	As required
Standards		EN 50178 EN 50 295	EN 50178 EN 50 295
Inputs		2-channel input (22 V/5 mA) (moduled by code sequence) (2 break contact sets M22-K01)	2-channel input (22 V/5 mA) (moduled by code sequence) (2 break contact sets M22-K01)
Outputs		1 output, typically 19 V/8 mA, short-circuit proof	1 output, typically 19 V/8 mA, short-circuit proof
<b>Status Displays</b>			
Power, AS-Interface cable		Green LED on the back	Green LED on the back
AS-Interface error, AS-Interface master failure		Red LED on the back	Red LED on the back
Profile		S-7.B.E	S-7.B.E

**Dimensions**

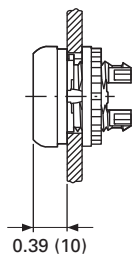
Approximate dimensions in Inches (mm).

**Operators and Indicating Lights**

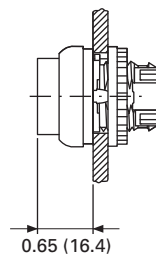


**Pushbuttons**

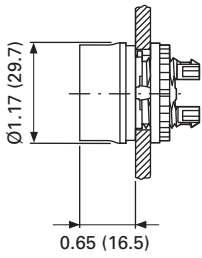
M22...-D...



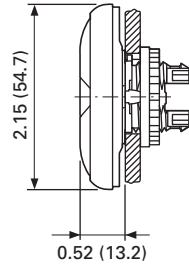
M22...-DH...



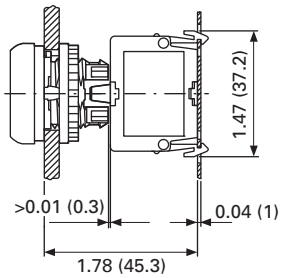
M22-DG(L)...



M22...-DD...

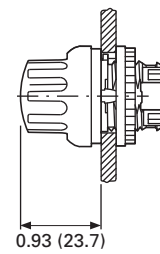


M22-D, Base Mounted

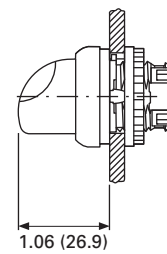


**Selector Switches Operators**

M22...-W...

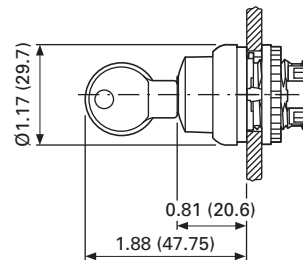


M22...-WL...



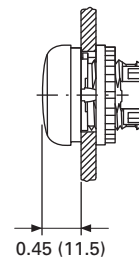
**Key-Operated Selector Switches**

M22...-W(R)S...



**Indicating Light**

M22-L...

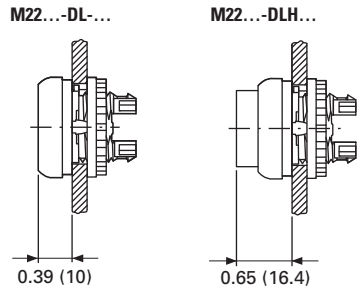


# 47.4 Pushbuttons and Indicating Lights

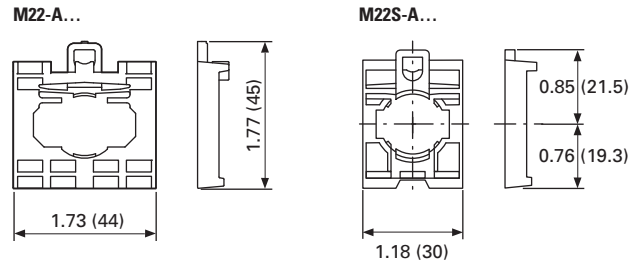
## M22 Modular Pushbuttons

Approximate dimensions in Inches (mm).

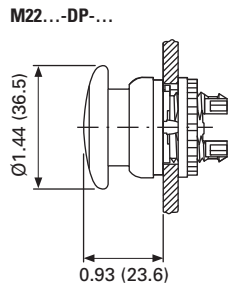
### Illuminated Pushbuttons



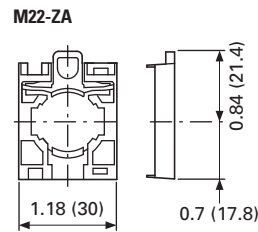
### Contact Block Mounting Adapter



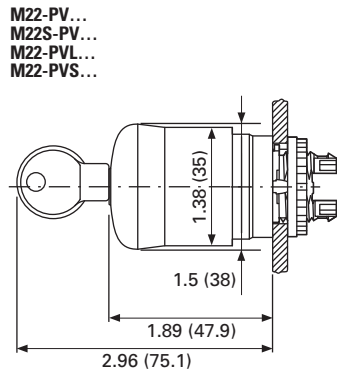
### Mushroom Head Pushbutton



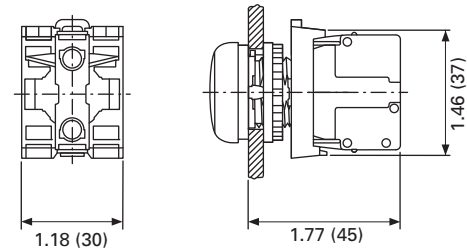
### Front Mounted Centering Adapter



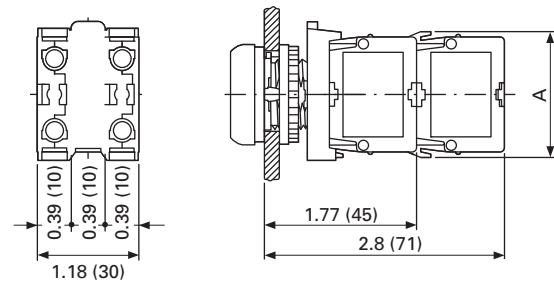
### Emergency-Stop Operators



### Front Mounted Indicating Light



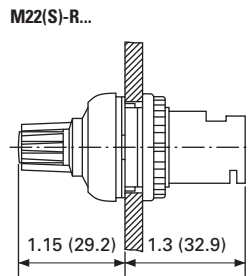
### Pushbutton, Complete Devices



	1 x M22-K...	2 x M22-K...	1 x M22-CK...	2 x M22-CK...
<b>A</b>	1.46 (37.2)	1.46 (37.2)	1.54 (39.0)	1.54 (39.0)

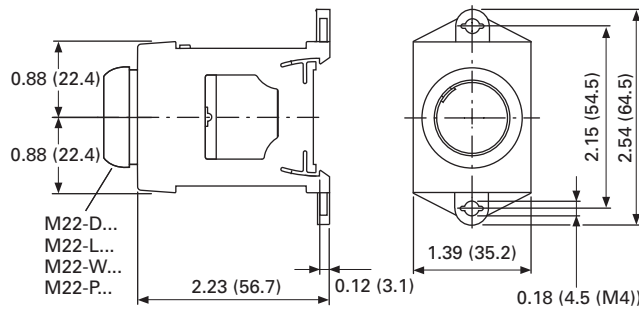
47

### Potentiometer

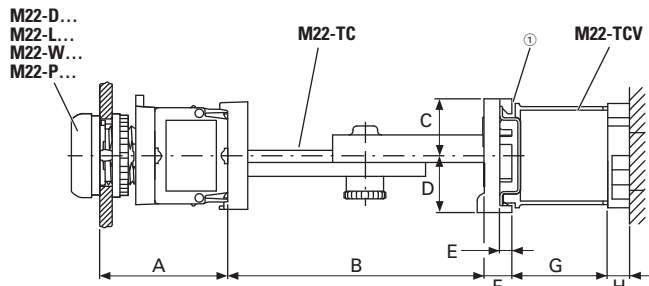


Approximate dimensions in Inches (mm).

**DIN-Rail Mounting Adapter**



**Pushbuttons and Indicating Lights with M22-TC Telescopic Clip and M22-TVC Extension**

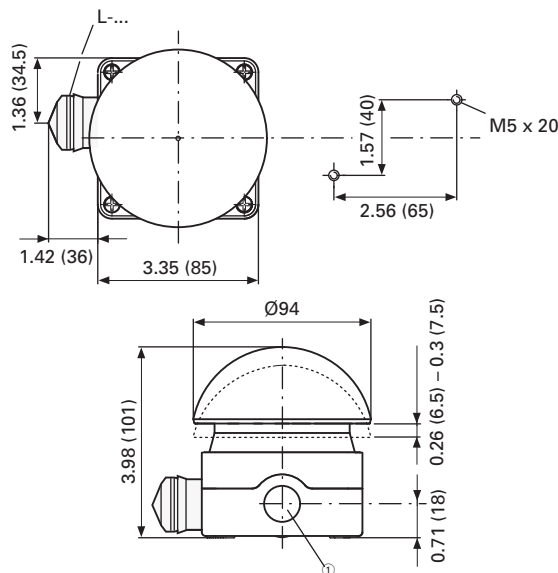


A	B	C	D	E	F	G	H
1.77 (45)	2.36-3.94 (60-100)	0.79 (20)	0.79 (20)	0.18 (4.5)	0.39 (10)	154 (39)	0.39 (10)

① Top-hat rail to IEC/EN 60715.

**Palm Switches**

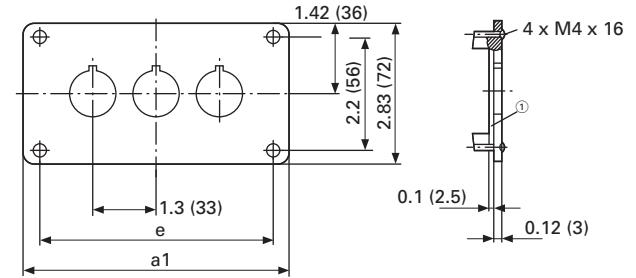
FAK...



① 3 x M20 lateral, 1 x M16 in bottom.

**Front Mounted Mounting Plate**

M22-E...

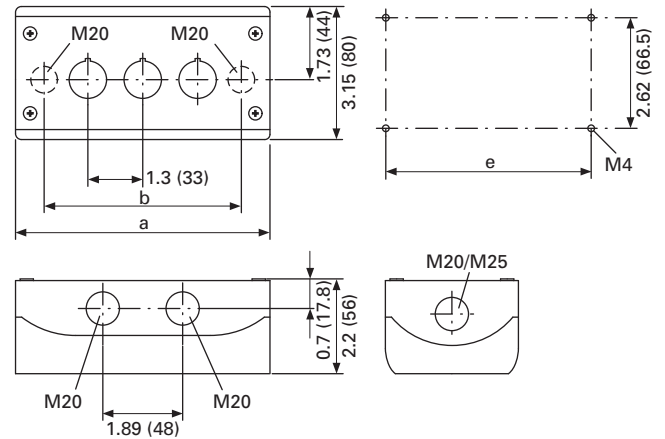


Catalog Number	a1	e
M22-E(Y) ①	2.83 (72)	2.21 (56)
M22-E2	4.13 (105)	3.50 (89)
M22-E3	5.43 (138)	4.80 (122)

Catalog Number	a1	e
M22-E4	6.73 (171)	6.10 (155)
M22-E5	8.03 (204)	7.40 (188)
M22-E6	9.33 (237)	8.70 (221)

**Base Mounted Surface Mounting Enclosure**

M22-I...



Catalog Number	Mounting Locations	a	b	e	Cable Entries	
M22-I(Y)1	1	2.83 (72.0)	1.68 (42.6)	2.30 (58.5)	2 x M16	3 x M20 2 x M25
M22-I2	2	4.72 (120.0)	3.37 (85.6)	4.19 (106.5)	2 x M20	3 x M20 2 x M25
M22-I3	3	6.02 (153.0)	4.67 (118.6)	5.49 (139.5)	2 x M20	2 x M25 4 x M20
M22-I4	4	6.10 (135.0)	5.97 (151.6)	6.79 (172.5)	2 x M20	2 x M25 4 x M20
M22-I6	6	9.92 (252.0)	8.57 (217.6)	9.39 (238.5)	2 x M20	2 x M25 4 x M20

# 47.4

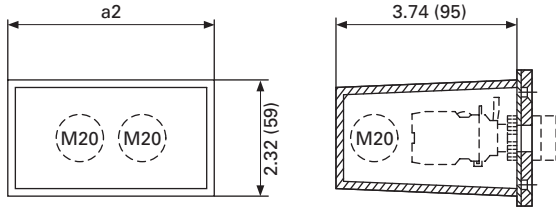
## Pushbuttons and Indicating Lights

### M22 Modular Pushbuttons

Approximate dimensions in Inches (mm).

#### Covers

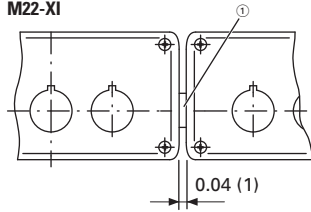
##### M22-H...



Catalog Number	a2	Cable Entry	Style
M22-H1	1.65 (42)	3 x M20	One-piece
M22-H2	2.95 (75)	4 x M20	
M22-H3	4.25 (108)	4 x M20	
M22-H4	5.55 (141)	4 x M20	Split
M22-H5	6.85 (174)	5 x M20	
M22-HE6	8.15 (207)	6 x M20	

#### Connecting Screw

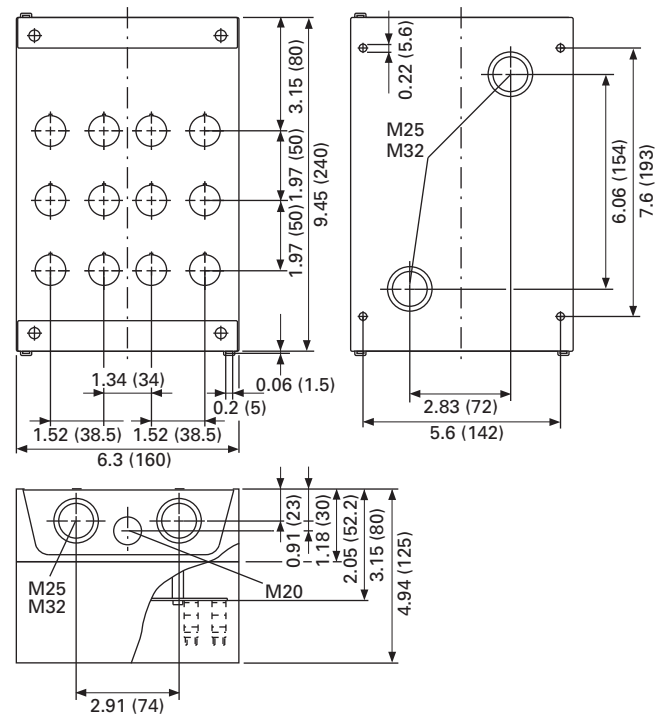
##### M22-XI



① Gasket.

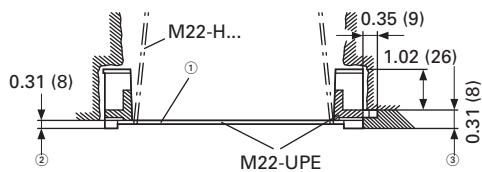
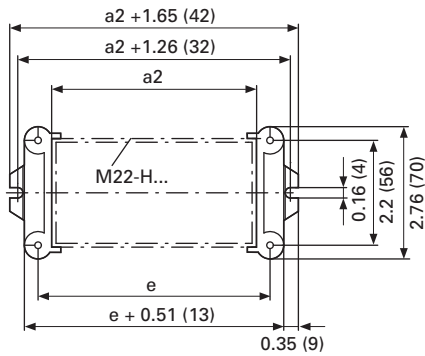
#### Surface Mounting Enclosure for 12 Mounting Positions

##### M22-I12



#### Shroud with Plaster Keys

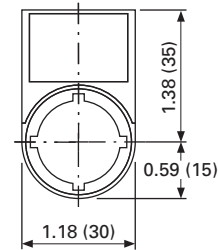
##### M22-UPE



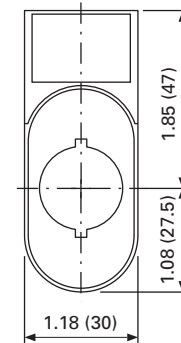
- ① Box for closing off when plastering.
- ② Plaster thickness less than 8 mm.
- ③ Plaster thickness more than 8 mm

#### Legend Plates

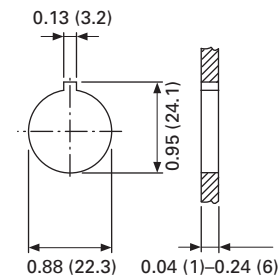
##### M22S-ST...



##### M22S-STDD-X

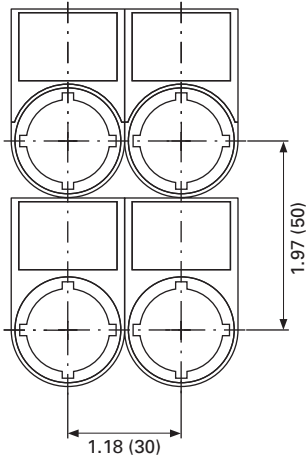


#### Mounting Hole with Lug Slot

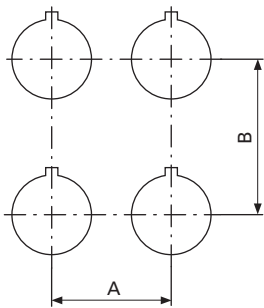


Approximate dimensions in Inches (mm).

**Grid Dimension to IEC/EN 60947**

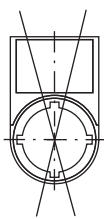


**Grid Dimension for Various Combinations**



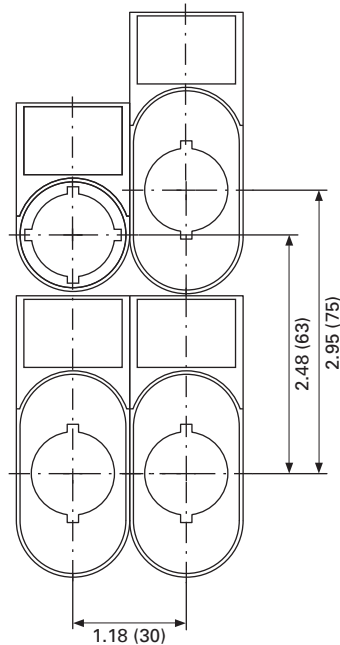
**Pushbutton Diaphragm**

Pushbutton diaphragm cannot be combined with label mount.

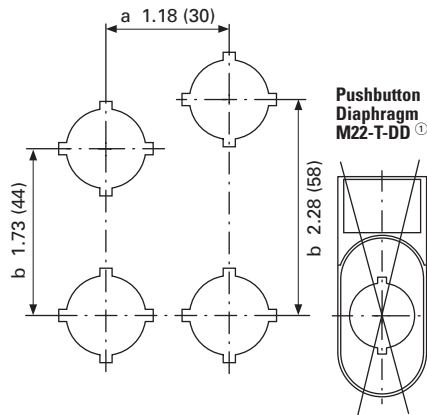


Catalog Number	A ≥	B ≥
<b>M22(S)-...</b> (IEC/EN 60947)	1.18 (30.0)	1.97 (50.0)
<b>RMQ-Titan min.</b>	1.18 (30.0)	1.58 (40.0)
<b>M22-D... + M22-T-D</b>	1.30 (33.0)	1.58 (40.0)
<b>M22-D(R)P...</b>	1.50 (38.0)	1.58 (40.0)
<b>M22-PV...</b>	1.50 (38.0)	1.58 (40.0)
<b>M22-PV(L) + M22-PL-PV</b>	1.89 (48.0)	2.20 (56.0)
<b>M22-PV(L)(S...) + M22-D...</b>	1.30 (33.0)	1.58 (40.0)
<b>M22-DDL...</b>	1.18 (30.0)	2.17 (55.0)
<b>M22-DDL... + M22-T-DD</b>	1.30 (33.0)	2.28 (58.0)
<b>M22-ST...</b>	1.18 (30.0)	1.97 (50.0)
<b>M22-STDD...</b>	1.18 (30.0)	2.95 (75.0)
<b>M22-CK...</b>	1.18 (30.0)	1.77 (45.0)
<b>M22-CLED...</b>	1.18 (30.0)	1.77 (45.0)
<b>M22-XAK...</b>	3.54 (90.0)	3.54 (90.0)
<b>M22-XZK...</b>	1.30 (33.0)	2.04 (52.0)
<b>M22-XBK...</b>	2.36 (60.0)	2.36 (60.0)
<b>M22-XYK...</b>	1.97 (50.0)	1.97 (50.0)
<b>M22-D4</b>	2.17 (55.0)	2.17 (55.0)
<b>M22-WR...4</b>	1.97 (50.0)	1.97 (50.0)
<b>M22-W...J4</b>	1.97 (50.0)	1.97 (50.0)

**Grid Dimension for M22-DD...**



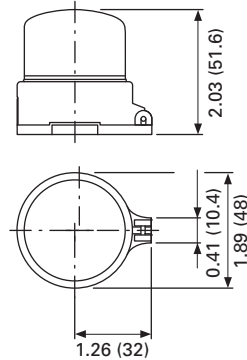
**Grid Dimension for M22-DDL...**



① Pushbutton diaphragm cannot be combined with label mount.

**Emergency Stop Sealing Cover**

**M22-PL-PV**



# 47.4

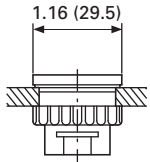
## Pushbuttons and Indicating Lights

### M22 Modular Pushbuttons

Approximate dimensions in Inches (mm).

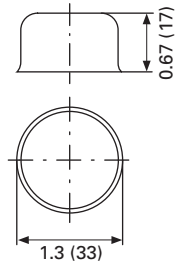
#### Blanking Plugs

M22...B-...

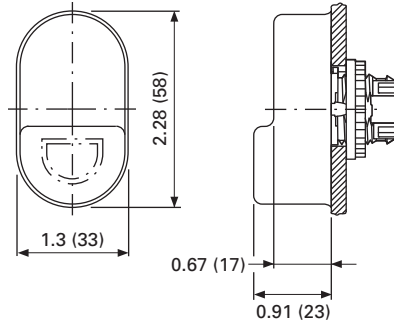


#### Pushbutton Diaphragm

M22-T-D

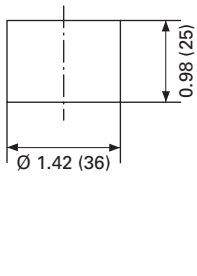


M22-T-D

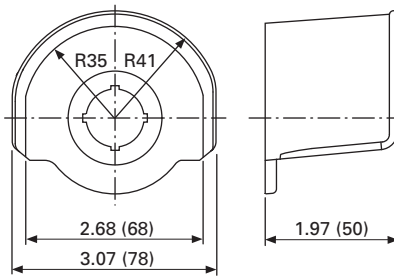


#### Guard Ring

M22-XGWK

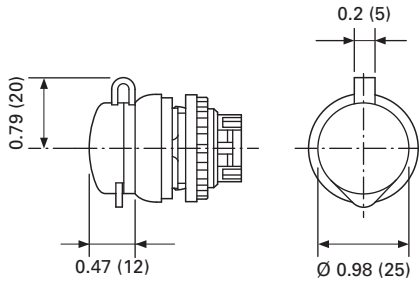


M22-XGPV



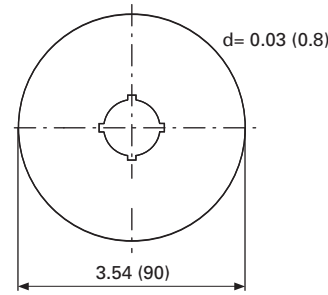
#### Key Cover

M22-XWS

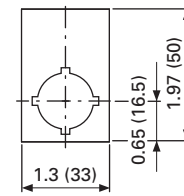


#### Emergency Stop Legend Plate

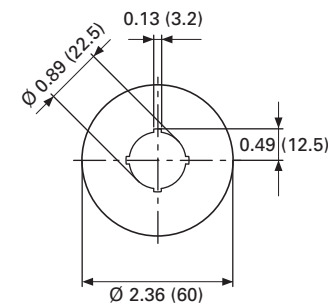
M22-XAK...



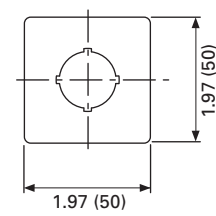
M22-X(Y)ZK...



M22-XBK...

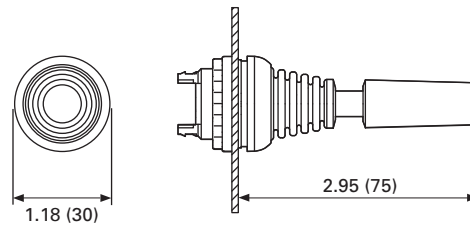


M22-XYK...



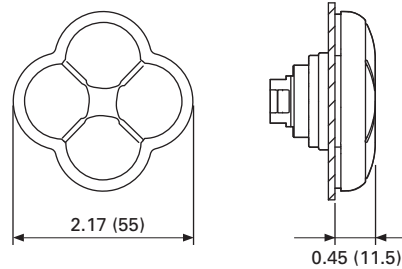
#### Joystick

M22...W...J...



#### Four-Way Pushbutton

M22...D...4...





## Symbols Library

### Instructions for Ordering Laser Inscriptions

1. Identify part number to be inscribed.
2. Pick symbol from library and identify suffix code associated with the symbol.
3. Order part number already listed in the catalog with -ETCH suffix.
4. When placing an order by fax or Vistaline on the Web, reference order item number and indicate appropriate suffix code.

### **Example**

To order a green flush button plate with the inscription AUTO HAND:

Order Catalog Number: M22-XD-G-ETCH (see **Page 7**).

AUTO HAND inscription is found on **Page 81** in the symbols library, suffix code is X91.

In the order notes, reference item number and suffix X91.

# 47.4

## Pushbuttons and Indicating Lights

M22 Modular Pushbuttons

**Letter Height Specifications:** ≤ 5 characters; letter height = 0.197 in. (5 mm). > 5 characters; letter height = 0.118 in. (3 mm).

### Text—English

Inscription	Catalog Number Suffix
STOP	GB0
START	GB1
CLOSE	GB2
UP	GB3
DOWN	GB4
OFF	GB5
ON	GB6
RUN	GB7
FAULT	GB8
TEST	GB9
OFF ON	GB10
MAN. AUTO	GB11
MAN. 0 AUTO	GB12
RESET	GB14
FORWARD	GB15
REVERSE	GB16
RAISE	GB17

### Text—German

Inscription	Catalog Number Suffix
LOWER	GB18
LEFT	GB19
RIGHT	GB20
BRAKE	GB21
HIGH	GB22
LOW	GB23
FAST	GB24
SLOW	GB25
FASTER	GB26
SLOWER	GB27
OPEN	GB32
PROG	GB62
CALL	GB63
OCCUPIED	GB64
BYPASS 0 1	GB65
BYPASS UP	GB66
EMERGENCY-STOP	GB99

Inscription	Catalog Number Suffix
Halt	D0
Start	D1
Zu	D2
Auf	D3
Ab	D4
Aus	D5
En	D6
Betrieb	D7
Störung	D8
Prüfung	D9
Aus Ein	D10
HAND AUTO	D11
HAND 0 AUTO	D12
Antrieb	D13
Entsperren	D14
Vorwärts	D15
Rückwärts	D16
Heben	D17
Senken	D18
Links	D19
Rechts	D20
Bremsen	D21
Hoch	D22
Niedrig	D23
Schnell	D24

Inscription	Catalog Number Suffix
Langsam	D25
HAND	D28
AUTO	D29
Einrichten	D30
Tippen	D31
Öffnen	D32
Steuerspannung	D33
Start Automatik	D34
Lampentest	D35
Phasenkontrolle	D36
Alarm	D37
Alarm - Reset	D38
Sammelstörung	D39
Quittieren	D40
Quittierung	D41
Steuerung Ein	D42
Steuerung Aus	D43
Störung quittieren	D44
FÜHLER int. ext.	D72
HEIZUNG 1 2	D73
AUS- BLASEN	D74
SOLLWERT int. ext.	D75
Not-Aus	D99
Not - Aus quittieren	D100

47

**Text Size: 3 mm**—Max. 8 characters in 1st line; 10 characters in 2nd line; 8 characters in 3rd line.



**Text Size: 5 mm**—Max. 5 characters per line.



**Letter Height Specifications:** ≤ 5 characters; letter height = 0.197 in. (5 mm). > 5 characters; letter height = 0.118 in. (3 mm).








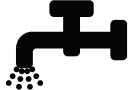


















**Text—French**

Inscription	Catalog Number Suffix
ARRÊT	F0
MARCHE	F1
FERMÉ	F2
MONTÉE	F3
DESCENTE	F4
ARRÊT	F5
MARCHE	F6
EN SERVICE	F7
PANNE	F8
ESSAI	F9
ARRÊT MARCHE	F10
MAN. AUTO	F11
MAN. 0 AUTO	F12
REARM.	F14
AVANT	F15
ARRIÈRE	F16
MONTER	F17
DESCENDRE	F18
GAUCHE	F19
DROITE	F20
DEFAULT	F67
SOUS TENSION	F68
ARRÊT D'URGENCE	F99

**Text—Swedish**

Inscription	Catalog Number Suffix
STOPP	S0
START	S1
STÄNG	S2
UPP	S3
NED	S4
FRÅN	S5
TILL	S6
KÖR	S7
FEL	S8
PROV	S9
FRAN TILL	S10
MAN. AUTO	S11
MAN. 0 AUTO	S12
ÅTERSTÄLLNING	S14
FRAM	S15
BACK	S16
ÖKA	S17
MINSKA	S18
VÄNSTER	S19
HÖGER	S20
BROMS	S21
HÖG	S22
LÅG	S23
ÖPPNA	S32
IN	S45
UT	S46
NÖDSTOPP	S99

**Symbols**

Inscription	Catalog Number Suffix	Inscription	Catalog Number Suffix
	X0		X13
	X1		X14
	X2		X15
	X3		X16
	X4		X17
	X5		X18
	X6		X19
	X7		X20
	X8		X21
	X9		X22
	X10		X23
	X11		X24
	X12		X25

**Text Size: 3 mm**—Max. 8 characters in 1st line; 10 characters in 2nd line; 8 characters in 3rd line.



**Text Size: 5 mm**—Max. 5 characters per line.






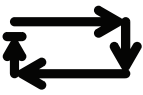
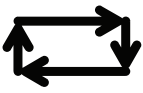






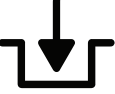





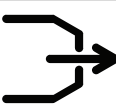







# 47.4








## Pushbuttons and Indicating Lights


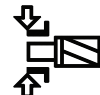
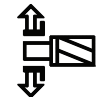











M22 Modular Pushbuttons

47

Inscription	Catalog Number Suffix
	X26
	X27
	X28
	X29
	X30
	X31
	X32
	X33
	X34
	X35
	X36
	X37
	X38
	X39

Inscription	Catalog Number Suffix
	X40
	X41
	X42
	X43
	X44
	X45
	X46
	X47
	X48
	X49
	X50
0	X51
1	X52
2	X53

Inscription	Catalog Number Suffix
3	X54
4	X55
5	X56
6	X57
7	X58
8	X59
9	X60
	X61
	X62
	X63
	X64
	X65
	X66
	X67

Inscription	Catalog Number Suffix
	X68
	X69
	X70
	X71
	X72
	X73
	X74
	X75
	X76
	X77
	X78
	X79
	X80
	X81

Text Size: 3 mm—Max. 8 characters in 1st line; 10 characters in 2nd line; 8 characters in 3rd line.



Text Size: 5 mm—Max. 5 characters per line.



Inscription	Catalog Number Suffix	Inscription	Catalog Number Suffix	Inscription	Catalog Number Suffix	Inscription	Catalog Number Suffix
	X82		X104		X118		X132
	X83		X105		X119		X133
0 I	X88		X106		X120		X134
0 I	X89		X107		X121		X135
I 0	X90		X108		X122		X136
AUTO HAND	X91		X109		X123		X137
II I	X92		X110		X124		X138
I 0 II	X93		X111		X125		X139
Auto 0 Man.	X94		X112		X126		X140
I II	X95		X113		X127		X141
	X100		X114		X128		X142
	X101		X115		X129		X143
	X102		X116		X130		X144
	X103		X117		X131		X145

Text Size: 3 mm—Max. 8 characters in 1st line; 10 characters in 2nd line; 8 characters in 3rd line.






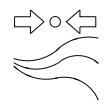
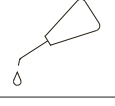


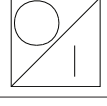


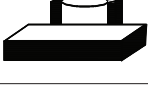
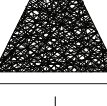


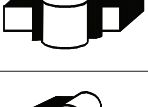
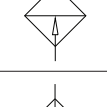
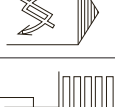
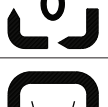

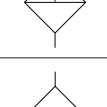
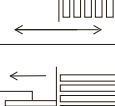
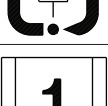

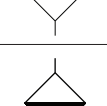



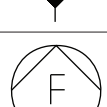

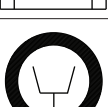

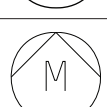


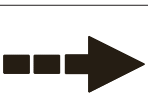

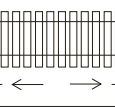

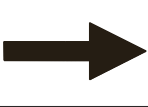

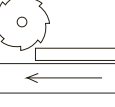

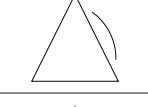
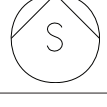
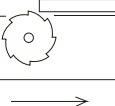
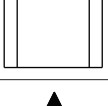
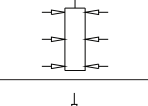



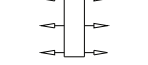





Text Size: 5 mm—Max. 5 characters per line.



# 47.4

## Pushbuttons and Indicating Lights

### M22 Modular Pushbuttons

Inscription	Catalog Number Suffix	Inscription	Catalog Number Suffix	Inscription	Catalog Number Suffix	Inscription	Catalog Number Suffix
	X146		X160		X174		X188
	X147		X161		X175		X189
	X148		X162		X176		X190
	X149		X163		X177		X191
	X150		X164		X178		X192
	X151		X165		X179		X193
	X152		X166		X180		X194
	X153		X167		X181		X195
	X154		X168		X182		X196
	X155		X169		X183		X197
	X156		X170		X184		X198
	X157		X171		X185		X199
	X158		X172		X186		X200
	X159		X173		X187		X201

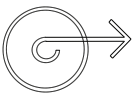




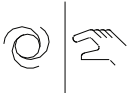

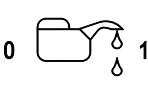
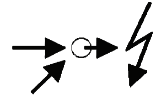











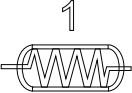

















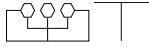









47

Text Size: 3 mm—Max. 8 characters in 1st line; 10 characters in 2nd line; 8 characters in 3rd line.



Text Size: 5 mm—Max. 5 characters per line.



Inscription	Catalog Number Suffix	Inscription	Catalog Number Suffix	Inscription	Catalog Number Suffix	Inscription	Catalog Number Suffix
	X202		X216		X230		X244
	X203		X217		X231		X245
L 1	X204		X218		X232		X246
L 2	X205		X219		X233		X247
L 3	X206		X220		X234		X248
↑ A	X207		X221		X235		X249
↓ A	X208		X222		X236		X250
↓ B	X209		X223		X237		X251
↑ B	X210		X224		X238		X252
I	X211		X225		X239		X253
II	X212		X226		X240		X254
III	X213		X227		X241		X255
	X214		X228		X242		X256
	X215		X229		X243		X257
					X243		

Text Size: 3 mm—Max. 8 characters in 1st line; 10 characters in 2nd line; 8 characters in 3rd line.







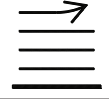


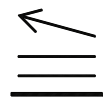

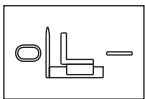













Text Size: 5 mm—Max. 5 characters per line.



# 47.4

## Pushbuttons and Indicating Lights

M22 Modular Pushbuttons

Inscription	Catalog Number Suffix	Inscription	Catalog Number Suffix	Inscription	Catalog Number Suffix	Inscription	Catalog Number Suffix
	X258		X265	CHEM II	X272		X279
	X259		X266	CHEM III	X273		X280
	X260		X267		X274	OUT OF SERVICE	X281
	X261		X268		X275		X282
	X262		X269	CONTI → CUT	X276		X283
	X263		X270		X277		X284
	X264	CHEM I	X271		X278		X285

Text Size: 3 mm—Max. 8 characters in 1st line; 10 characters in 2nd line; 8 characters in 3rd line.



Text Size: 5 mm—Max. 5 characters per line.





## Catalog Number Index

FAK-IU . . . . .	57	M22-C1-M8H . . . . .	58	M22-DGL-X . . . . .	17, 21	M22-DL-W-K10-230W . . . . .	15
FAK-R . . . . .	57	M22-C1-M9H . . . . .	58	M22-DGL-Y . . . . .	16	M22-DL-W-K11-W . . . . .	15
FAK-R-KC11-I . . . . .	57	M22-C2-M1H . . . . .	58	M22-DG-B . . . . .	6	M22-DL-W-K11-230W . . . . .	15
FAK-R-V-KC01-IY . . . . .	57	M22-C2-M2V . . . . .	58	M22-DG-G . . . . .	6	M22-DL-W-K20-W . . . . .	15
FAK-R-V-KC02-IY . . . . .	57	M22-C2-M3V . . . . .	58	M22-DG-R . . . . .	6	M22-DL-W-K20-230W . . . . .	15
FAK-R-V-KC11-IY . . . . .	57	M22-C3-M1H . . . . .	58	M22-DG-S . . . . .	6	M22-DL-X . . . . .	17, 21
FAK-R-V-KC12-IY . . . . .	57	M22-C3-M2V . . . . .	58	M22-DG-W . . . . .	6	M22-DL-Y . . . . .	16
FAK-R-V-Y . . . . .	57	M22-C3-M3H . . . . .	58	M22-DG-X . . . . .	7, 11	M22-DP-G . . . . .	44
FAK-S . . . . .	57	M22-C3-M4V . . . . .	58	M22-DG-X-SRSG . . . . .	6	M22-DP-G-X . . . . .	45
FAK-S-KC11-I . . . . .	57	M22-C3-M5V . . . . .	58	M22-DG-X-SWRGYB . . . . .	6	M22-DP-R . . . . .	44
FAK-Y . . . . .	57	M22-C3-M6V . . . . .	58	M22-DG-Y . . . . .	6	M22-DP-R-K01 . . . . .	44
FAK-Y-KC11-I . . . . .	57	M22-DDLF-GR . . . . .	50	M22-DH-B . . . . .	10	M22-DP-R-K02 . . . . .	44
M22-A . . . . .	60	M22-DDLF-GR-ETCH . . . . .	50	M22-DH-G . . . . .	10	M22-DP-R-K11 . . . . .	44
M22-ADC . . . . .	65	M22-DDLF-GR-X1-X0 . . . . .	50	M22-DH-R . . . . .	10	M22-DP-R-K12 . . . . .	44
M22-ADC4 . . . . .	65	M22-DDLF-WS . . . . .	50	M22-DH-R-GB0 . . . . .	10	M22-DP-R-X . . . . .	45
M22-AMC . . . . .	55	M22-DDLF-WS-ETCH . . . . .	50	M22-DH-R-K01 . . . . .	10	M22-DP-S . . . . .	44
M22-AMC-XAM . . . . .	55	M22-DDLF-WS-X1-X0 . . . . .	50	M22-DH-R-K02 . . . . .	10	M22-DP-S-X . . . . .	45
M22-AMC-XAMP . . . . .	55	M22-DDLM-GR . . . . .	50	M22-DH-R-K10 . . . . .	10	M22-DP-Y . . . . .	44
M22-ASI . . . . .	56	M22-DDLM-GR-ETCH . . . . .	50	M22-DH-R-K11 . . . . .	10	M22-DP-Y-X . . . . .	45
M22-ASI-C . . . . .	56	M22-DDLM-GR-X1-X0 . . . . .	50	M22-DH-R-K20 . . . . .	10	M22-DRH-B . . . . .	12
M22-ASI-CS . . . . .	56	M22-DDLM-WS . . . . .	50	M22-DH-R-X0 . . . . .	10	M22-DRH-G . . . . .	12
M22-ASI-S . . . . .	56	M22-DDLM-WS-ETCH . . . . .	50	M22-DH-S . . . . .	10	M22-DRH-R . . . . .	12
M22-A4 . . . . .	60	M22-DDLM-WS-X1-X0 . . . . .	50	M22-DH-W . . . . .	10	M22-DRH-S . . . . .	12
M22-B . . . . .	64	M22-DDL-GR . . . . .	49	M22-DH-X-SRSG . . . . .	10	M22-DRH-W . . . . .	12
M22-CKC01 . . . . .	60	M22-DDL-GR-ETCH . . . . .	49	M22-DH-X-SWRGYB . . . . .	10	M22-DRH-X-SRSG . . . . .	12
M22-CKC10 . . . . .	60	M22-DDL-GR-GB1-GB0 . . . . .	49	M22-DH-Y . . . . .	10	M22-DRH-X-SWRGYB . . . . .	12
M22-CK01 . . . . .	60	M22-DDL-GR-X1-X0 . . . . .	49	M22-DI4-S . . . . .	53	M22-DRH-Y . . . . .	12
M22-CK01D . . . . .	60	M22-DDL-S . . . . .	49	M22-DI4-S-ETCH . . . . .	53	M22-DRLH-B . . . . .	22
M22-CK02 . . . . .	60	M22-DDL-S-ETCH . . . . .	49	M22-DI4-S-X7 . . . . .	53	M22-DRLH-G . . . . .	22
M22-CK10 . . . . .	60	M22-DDL-S-X4-X5 . . . . .	49	M22-DLH-B . . . . .	20	M22-DRLH-R . . . . .	22
M22-CK11 . . . . .	60	M22-DDL-S-X7-X7 . . . . .	49	M22-DLH-G . . . . .	20	M22-DRLH-W . . . . .	22
M22-CK20 . . . . .	60	M22-DDL-WS . . . . .	49	M22-DLH-G-K20-G . . . . .	20	M22-DRLH-Y . . . . .	22
M22-CLEDC230-B . . . . .	61	M22-DDL-WS-ETCH . . . . .	49	M22-DLH-G-K20-230G . . . . .	20	M22-DRL-B . . . . .	18
M22-CLEDC230-G . . . . .	61	M22-DDL-WS-GB1-GB0 . . . . .	49	M22-DLH-R . . . . .	20	M22-DRL-G . . . . .	18
M22-CLEDC230-R . . . . .	61	M22-DDL-WS-X1-X0 . . . . .	49	M22-DLH-R-K11-R . . . . .	20	M22-DRL-R . . . . .	18
M22-CLEDC230-W . . . . .	61	M22-DGH-B . . . . .	10	M22-DLH-R-K11-230R . . . . .	20	M22-DRL-W . . . . .	18
M22-CLEDC-B . . . . .	61	M22-DGH-G . . . . .	10	M22-DLH-W . . . . .	20	M22-DRL-W-K01-W . . . . .	18
M22-CLEDC-G . . . . .	61	M22-DGH-R . . . . .	10	M22-DLH-W-K20-W . . . . .	20	M22-DRL-W-K01-230W . . . . .	18
M22-CLEDC-R . . . . .	61	M22-DGH-R-GB0 . . . . .	10	M22-DLH-W-K20-230W . . . . .	20	M22-DRL-W-K02-W . . . . .	18
M22-CLEDC-W . . . . .	61	M22-DGH-R-K01 . . . . .	10	M22-DLH-Y . . . . .	20	M22-DRL-W-K02-230W . . . . .	18
M22-CLED230-B . . . . .	61	M22-DGH-R-K02 . . . . .	10	M22-DL-B . . . . .	16	M22-DRL-W-K10-W . . . . .	18
M22-CLED230-G . . . . .	61	M22-DGH-R-K10 . . . . .	10	M22-DL-G . . . . .	16	M22-DRL-W-K10-230W . . . . .	18
M22-CLED230-R . . . . .	61	M22-DGH-R-K11 . . . . .	10	M22-DL-G-K10-G . . . . .	15	M22-DRL-W-K11-W . . . . .	18
M22-CLED230-W . . . . .	61	M22-DGH-R-K20 . . . . .	10	M22-DL-G-K10-230G . . . . .	15	M22-DRL-W-K11-230W . . . . .	18
M22-CLED-B . . . . .	61	M22-DGH-R-X0 . . . . .	10	M22-DL-G-K11-G . . . . .	15	M22-DRL-W-K20-W . . . . .	18
M22-CLED-G . . . . .	61	M22-DGH-S . . . . .	10	M22-DL-G-K11-230G . . . . .	15	M22-DRL-W-K20-230W . . . . .	18
M22-CLED-R . . . . .	61	M22-DGH-W . . . . .	10	M22-DL-G-K20-G . . . . .	15	M22-DRL-X . . . . .	19, 23
M22-CLED-W . . . . .	61	M22-DGH-Y . . . . .	10	M22-DL-G-K20-230G . . . . .	15	M22-DRL-Y . . . . .	18
M22-C1-M1H . . . . .	58	M22-DGLH-B . . . . .	20	M22-DL-R . . . . .	16	M22-DRP-G . . . . .	46
M22-C1-M10H . . . . .	58	M22-DGLH-G . . . . .	20	M22-DL-R-K01-R . . . . .	15	M22-DRP-G-X . . . . .	47
M22-C1-M11H . . . . .	58	M22-DGLH-R . . . . .	20	M22-DL-R-K01-230R . . . . .	15	M22-DRP-R . . . . .	46
M22-C1-M2H . . . . .	58	M22-DGLH-W . . . . .	20	M22-DL-R-K02-R . . . . .	15	M22-DRP-R-K01 . . . . .	46
M22-C1-M3H . . . . .	58	M22-DGLH-Y . . . . .	20	M22-DL-R-K02-230R . . . . .	15	M22-DRP-R-K02 . . . . .	46
M22-C1-M4H . . . . .	58	M22-DGL-B . . . . .	16	M22-DL-R-K11-R . . . . .	15	M22-DRP-R-K11 . . . . .	46
M22-C1-M5H . . . . .	58	M22-DGL-G . . . . .	16	M22-DL-R-K11-230R . . . . .	15	M22-DRP-R-K12 . . . . .	46
M22-C1-M6H . . . . .	58	M22-DGL-R . . . . .	16	M22-DL-W . . . . .	16	M22-DRP-R-X . . . . .	47
M22-C1-M7H . . . . .	58	M22-DGL-W . . . . .	16	M22-DL-W-K10-W . . . . .	15	M22-DRP-S . . . . .	46

# 47.4

## Pushbuttons and Indicating Lights

### M22 Modular Pushbuttons

M22-DRP-S-X . . . . .	47	M22-E1 . . . . .	64	M22-L-B . . . . .	24	M22-R4K7-RH . . . . .	55
M22-DRP-Y . . . . .	46	M22-E2 . . . . .	64	M22-L-B-B . . . . .	24	M22-R47K . . . . .	55
M22-DRP-Y-X . . . . .	47	M22-E3 . . . . .	64	M22-L-B-230B . . . . .	24	M22-R47K-RH . . . . .	55
M22-DR-B . . . . .	8	M22-E4 . . . . .	64	M22-L-G . . . . .	24	M22-R470K . . . . .	55
M22-DR-G . . . . .	8	M22-E5 . . . . .	64	M22-L-G-G . . . . .	24	M22-R470K-RH . . . . .	55
M22-DR-R . . . . .	8	M22-E6 . . . . .	64	M22-L-G-230G . . . . .	24	M22-TA . . . . .	65
M22-DR-S . . . . .	8	M22-GR . . . . .	65	M22-L-R . . . . .	24	M22-TC . . . . .	65
M22-DR-W . . . . .	8	M22-H1 . . . . .	64	M22-L-R-R . . . . .	24	M22-TCV . . . . .	65
M22-DR-X . . . . .	9, 13	M22-H2 . . . . .	64	M22-L-R-230R . . . . .	24	M22-T-D . . . . .	65
M22-DR-X-SRG . . . . .	8	M22-H3 . . . . .	64	M22-L-W . . . . .	24	M22-T-DD . . . . .	65
M22-DR-X-SWRGYB . . . . .	8	M22-H4 . . . . .	64	M22-L-W-W . . . . .	24	M22-UPE . . . . .	64
M22-DR-Y . . . . .	8	M22-H5 . . . . .	64	M22-L-W-230W . . . . .	24	M22-USB-SA . . . . .	56
M22-DZ-B . . . . .	56	M22-H6 . . . . .	64	M22-L-X . . . . .	25	M22-W . . . . .	32
M22-DZ-B-GB14 . . . . .	56	M22-IVS . . . . .	65	M22-L-Y . . . . .	24	M22-WJ2H . . . . .	54
M22-DZ-B-X6 . . . . .	56	M22-IY1-PG . . . . .	64	M22-L-Y-W . . . . .	24	M22-WJ2H-2P . . . . .	54
M22-DZ-R . . . . .	56	M22-I1-PG . . . . .	64	M22-L-Y-230W . . . . .	24	M22-WJ2V . . . . .	54
M22-DZ-R-GB0 . . . . .	56	M22-I2-PG . . . . .	64	M22-MS . . . . .	65	M22-WJ2V-2P . . . . .	54
M22-DZ-R-X0 . . . . .	56	M22-I3-PG . . . . .	64	M22-PL-PV . . . . .	64	M22-WJ4 . . . . .	54
M22-DZ-X . . . . .	56	M22-I4-PG . . . . .	64	M22-PV . . . . .	27	M22-WJ4-2P . . . . .	54
M22-D4-S . . . . .	53	M22-I6-PG . . . . .	64	M22-PVL . . . . .	29	M22-WK . . . . .	31
M22-D4-S-ETCH . . . . .	53	M22-KC01 . . . . .	60	M22-PVLT . . . . .	29	M22-WKV . . . . .	31
M22-D4-S-X7 . . . . .	53	M22-KC01-B100 . . . . .	60	M22-PVLT-K01-R . . . . .	28	M22-WK3 . . . . .	31
M22-D-B . . . . .	6	M22-KC01-B25 . . . . .	60	M22-PVLT-K01-230R . . . . .	28	M22-WLK3-B . . . . .	36
M22-D-G . . . . .	6	M22-KC10 . . . . .	60	M22-PVLT-K02-R . . . . .	28	M22-WLK3-G . . . . .	36
M22-D-G-GB1 . . . . .	6	M22-KC10-B100 . . . . .	60	M22-PVLT-K02-230R . . . . .	28	M22-WLK3-R . . . . .	36
M22-D-G-K01 . . . . .	5	M22-KC10-B25 . . . . .	60	M22-PVLT-K12-R . . . . .	28	M22-WLK3-W . . . . .	36
M22-D-G-K02 . . . . .	5	M22-KT1 . . . . .	65	M22-PVLT-K12-230R . . . . .	28	M22-WLK3-Y . . . . .	36
M22-D-G-K10 . . . . .	5	M22-K01 . . . . .	60	M22-PVL-K01-R . . . . .	28	M22-WR . . . . .	32
M22-D-G-K11 . . . . .	5	M22-K01D . . . . .	60	M22-PVL-K01-230R . . . . .	28	M22-WRJ2H . . . . .	54
M22-D-G-K20 . . . . .	5	M22-K01-B100 . . . . .	60	M22-PVL-K02-R . . . . .	28	M22-WRJ2V . . . . .	54
M22-D-G-X1 . . . . .	6	M22-K01-B25 . . . . .	60	M22-PVL-K02-230R . . . . .	28	M22-WRJ4 . . . . .	54
M22-D-R . . . . .	6	M22-K10 . . . . .	60	M22-PVL-K12-R . . . . .	28	M22-WRK . . . . .	31
M22-D-R-GB0 . . . . .	6	M22-K10P . . . . .	60	M22-PVL-K12-230R . . . . .	28	M22-WRK3 . . . . .	31
M22-D-R-K01 . . . . .	5	M22-K10-B100 . . . . .	60	M22-PVS . . . . .	27	M22-WRK3-K20 . . . . .	30
M22-D-R-K02 . . . . .	5	M22-K10-B25 . . . . .	60	M22-PVS-K01 . . . . .	26	M22-WRK3-K22 . . . . .	30
M22-D-R-K10 . . . . .	5	M22-LEDC230H-B . . . . .	61	M22-PVS-K02 . . . . .	26	M22-WRK3-1 . . . . .	31
M22-D-R-K11 . . . . .	5	M22-LEDC230H-G . . . . .	61	M22-PVS-K12 . . . . .	26	M22-WRK3-2 . . . . .	31
M22-D-R-K20 . . . . .	5	M22-LEDC230H-R . . . . .	61	M22-PVS-MS2 . . . . .	27	M22-WRK4 . . . . .	31
M22-D-R-X0 . . . . .	6	M22-LEDC230H-W . . . . .	61	M22-PVS-MS3 . . . . .	27	M22-WRK-K10 . . . . .	30
M22-D-S . . . . .	6	M22-LEDC230-B . . . . .	61	M22-PVS-MS4 . . . . .	27	M22-WRK-K11 . . . . .	30
M22-D-S-K01 . . . . .	5	M22-LEDC230-G . . . . .	61	M22-PVS-MS5 . . . . .	27	M22-WRK-K22 . . . . .	30
M22-D-S-K02 . . . . .	5	M22-LEDC230-R . . . . .	61	M22-PVS-MS6 . . . . .	27	M22-WRLK3-B . . . . .	36
M22-D-S-K10 . . . . .	5	M22-LEDC230-W . . . . .	61	M22-PVS-MS7 . . . . .	27	M22-WRLK3-G . . . . .	36
M22-D-S-K11 . . . . .	5	M22-LEDC-B . . . . .	61	M22-PVS-MS8 . . . . .	27	M22-WRLK3-R . . . . .	36
M22-D-S-K20 . . . . .	5	M22-LEDC-G . . . . .	61	M22-PVT . . . . .	27	M22-WRLK3-W . . . . .	36
M22-D-W . . . . .	6	M22-LEDC-R . . . . .	61	M22-PVT-K01 . . . . .	26	M22-WRLK3-Y . . . . .	36
M22-D-X . . . . .	7, 11	M22-LEDC-W . . . . .	61	M22-PVT-K02 . . . . .	26	M22-WRLK3-1-B . . . . .	36
M22-D-X-SRG . . . . .	6	M22-LED230H-B . . . . .	61	M22-PVT-K12 . . . . .	26	M22-WRLK3-1-G . . . . .	36
M22-D-X-SWRGYB . . . . .	6	M22-LED230H-G . . . . .	61	M22-PV-K01 . . . . .	26	M22-WRLK3-1-R . . . . .	36
M22-D-Y . . . . .	6	M22-LED230H-R . . . . .	61	M22-PV-K02 . . . . .	26	M22-WRLK3-1-W . . . . .	36
M22-ES-MS1 . . . . .	27, 43	M22-LED230H-W . . . . .	61	M22-PV-K12 . . . . .	26	M22-WRLK3-1-Y . . . . .	36
M22-ES-MS2 . . . . .	27, 43	M22-LED230-B . . . . .	61	M22-RJ45-SA . . . . .	56	M22-WRLK3-2-B . . . . .	36
M22-ES-MS3 . . . . .	27, 43	M22-LED230-G . . . . .	61	M22-R1K . . . . .	55	M22-WRLK3-2-G . . . . .	36
M22-ES-MS4 . . . . .	27, 43	M22-LED230-R . . . . .	61	M22-R1K-RH . . . . .	55	M22-WRLK3-2-R . . . . .	36
M22-ES-MS5 . . . . .	27, 43	M22-LED230-W . . . . .	61	M22-R10K . . . . .	55	M22-WRLK3-2-W . . . . .	36
M22-ES-MS6 . . . . .	27, 43	M22-LED-B . . . . .	61	M22-R10K-RH . . . . .	55	M22-WRLK3-2-Y . . . . .	36
M22-ES-MS7 . . . . .	27, 43	M22-LED-G . . . . .	61	M22-R100K . . . . .	55	M22-WRS . . . . .	39
M22-ES-MS8 . . . . .	27, 43	M22-LED-R . . . . .	61	M22-R100K-RH . . . . .	55	M22-WRS3 . . . . .	40
M22-EY1 . . . . .	64	M22-LED-W . . . . .	61	M22-R4K7 . . . . .	55	M22-WRS3-A1 . . . . .	40

M22-WRS3-A2 . . . . .	40	M22-WRS3-MS8-A5 . . . . .	41	M22-XDH-B-GB14 . . . . .	59	M22-XDLH-G-X1 . . . . .	60
M22-WRS3-A3 . . . . .	40	M22-WRS3-MS8-A6 . . . . .	40	M22-XDH-B-X6 . . . . .	59	M22-XDLH-R . . . . .	60
M22-WRS3-A4 . . . . .	41	M22-WRS3-MS8-A7 . . . . .	40	M22-XDH-G . . . . .	59	M22-XDLH-R-ETCH . . . . .	60
M22-WRS3-A5 . . . . .	41	M22-WRS-A1 . . . . .	39	M22-XDH-G-ETCH . . . . .	59	M22-XDLH-R-GB0 . . . . .	60
M22-WRS3-A6 . . . . .	40	M22-WRS-MS2 . . . . .	39	M22-XDH-G-GB1 . . . . .	59	M22-XDLH-R-GB5 . . . . .	60
M22-WRS3-A7 . . . . .	40	M22-WRS-MS2-A1 . . . . .	39	M22-XDH-G-GB6 . . . . .	59	M22-XDLH-R-X0 . . . . .	60
M22-WRS3-MS2 . . . . .	40	M22-WRS-MS3 . . . . .	39	M22-XDH-G-X1 . . . . .	59	M22-XDLH-W . . . . .	60
M22-WRS3-MS2-A1 . . . . .	40	M22-WRS-MS3-A1 . . . . .	39	M22-XDH-G-X2 . . . . .	59	M22-XDLH-W-ETCH . . . . .	60
M22-WRS3-MS2-A2 . . . . .	40	M22-WRS-MS4 . . . . .	39	M22-XDH-R . . . . .	59	M22-XDLH-Y . . . . .	60
M22-WRS3-MS2-A3 . . . . .	40	M22-WRS-MS4-A1 . . . . .	39	M22-XDH-R-ETCH . . . . .	59	M22-XDLH-Y-ETCH . . . . .	60
M22-WRS3-MS2-A4 . . . . .	41	M22-WRS-MS5 . . . . .	39	M22-XDH-R-GB0 . . . . .	59	M22-XDL-B . . . . .	60
M22-WRS3-MS2-A5 . . . . .	41	M22-WRS-MS5-A1 . . . . .	39	M22-XDH-R-GB5 . . . . .	59	M22-XDL-B-ETCH . . . . .	60
M22-WRS3-MS2-A6 . . . . .	40	M22-WRS-MS6 . . . . .	39	M22-XDH-R-X0 . . . . .	59	M22-XDL-B-GB14 . . . . .	60
M22-WRS3-MS2-A7 . . . . .	40	M22-WRS-MS6-A1 . . . . .	39	M22-XDH-S . . . . .	59	M22-XDL-B-X6 . . . . .	60
M22-WRS3-MS3 . . . . .	40	M22-WRS-MS7 . . . . .	39	M22-XDH-SRG . . . . .	59	M22-XDL-G . . . . .	60
M22-WRS3-MS3-A1 . . . . .	40	M22-WRS-MS7-A1 . . . . .	39	M22-XDH-SWRGYB . . . . .	59	M22-XDL-G-ETCH . . . . .	60
M22-WRS3-MS3-A2 . . . . .	40	M22-WRS-MS8 . . . . .	39	M22-XDH-S-ETCH . . . . .	59	M22-XDL-G-GB1 . . . . .	60
M22-WRS3-MS3-A3 . . . . .	40	M22-WRS-MS8-A1 . . . . .	39	M22-XDH-S-GB0 . . . . .	59	M22-XDL-G-GB6 . . . . .	60
M22-WRS3-MS3-A4 . . . . .	41	M22-WR3 . . . . .	32	M22-XDH-S-GB1 . . . . .	59	M22-XDL-G-X1 . . . . .	60
M22-WRS3-MS3-A5 . . . . .	41	M22-WR3-ETCH . . . . .	32	M22-XDH-S-GB15 . . . . .	59	M22-XDL-R . . . . .	60
M22-WRS3-MS3-A6 . . . . .	40	M22-WR3-X94 . . . . .	32	M22-XDH-S-GB16 . . . . .	59	M22-XDL-R-ETCH . . . . .	60
M22-WRS3-MS3-A7 . . . . .	40	M22-WR4 . . . . .	32	M22-XDH-S-GB17 . . . . .	59	M22-XDL-R-GB0 . . . . .	60
M22-WRS3-MS4 . . . . .	40	M22-WR-ETCH . . . . .	32	M22-XDH-S-GB18 . . . . .	59	M22-XDL-R-GB5 . . . . .	60
M22-WRS3-MS4-A1 . . . . .	40	M22-WR-X91 . . . . .	32	M22-XDH-S-GB2 . . . . .	59	M22-XDL-R-X0 . . . . .	60
M22-WRS3-MS4-A2 . . . . .	40	M22-WR-X92 . . . . .	32	M22-XDH-S-GB3 . . . . .	59	M22-XDL-W . . . . .	60
M22-WRS3-MS4-A3 . . . . .	40	M22-WS . . . . .	38	M22-XDH-S-GB4 . . . . .	59	M22-XDL-W-ETCH . . . . .	60
M22-WRS3-MS4-A4 . . . . .	41	M22-WS3 . . . . .	39	M22-XDH-S-GB5 . . . . .	59	M22-XDL-Y . . . . .	60
M22-WRS3-MS4-A5 . . . . .	41	M22-WS3-MS2 . . . . .	39	M22-XDH-S-GB6 . . . . .	59	M22-XDL-Y-ETCH . . . . .	60
M22-WRS3-MS4-A6 . . . . .	40	M22-WS3-MS3 . . . . .	39	M22-XDH-S-GB9 . . . . .	59	M22-XDP-G . . . . .	59
M22-WRS3-MS4-A7 . . . . .	40	M22-WS3-MS4 . . . . .	39	M22-XDH-S-X0 . . . . .	59	M22-XDP-G-ETCH . . . . .	59
M22-WRS3-MS5 . . . . .	40	M22-WS3-MS5 . . . . .	39	M22-XDH-S-X1 . . . . .	59	M22-XDP-G-GB1 . . . . .	59
M22-WRS3-MS5-A1 . . . . .	40	M22-WS3-MS6 . . . . .	39	M22-XDH-S-X10 . . . . .	59	M22-XDP-G-GB6 . . . . .	59
M22-WRS3-MS5-A2 . . . . .	40	M22-WS3-MS7 . . . . .	39	M22-XDH-S-X11 . . . . .	59	M22-XDP-G-X0 . . . . .	59
M22-WRS3-MS5-A3 . . . . .	40	M22-WS3-MS8 . . . . .	39	M22-XDH-S-X12 . . . . .	59	M22-XDP-G-X1 . . . . .	59
M22-WRS3-MS5-A4 . . . . .	41	M22-WS-MS2 . . . . .	38	M22-XDH-S-X13 . . . . .	59	M22-XDP-R . . . . .	59
M22-WRS3-MS5-A5 . . . . .	41	M22-WS-MS3 . . . . .	38	M22-XDH-S-X14 . . . . .	59	M22-XDP-R-ETCH . . . . .	59
M22-WRS3-MS5-A6 . . . . .	40	M22-WS-MS4 . . . . .	38	M22-XDH-S-X15 . . . . .	59	M22-XDP-R-GB0 . . . . .	59
M22-WRS3-MS5-A7 . . . . .	40	M22-WS-MS5 . . . . .	38	M22-XDH-S-X16 . . . . .	59	M22-XDP-R-GB5 . . . . .	59
M22-WRS3-MS6 . . . . .	40	M22-WS-MS6 . . . . .	38	M22-XDH-S-X17 . . . . .	59	M22-XDP-R-X0 . . . . .	59
M22-WRS3-MS6-A1 . . . . .	40	M22-WS-MS7 . . . . .	38	M22-XDH-S-X2 . . . . .	59	M22-XDP-S . . . . .	59
M22-WRS3-MS6-A2 . . . . .	40	M22-WS-MS8 . . . . .	38	M22-XDH-S-X4 . . . . .	59	M22-XDP-S-ETCH . . . . .	59
M22-WRS3-MS6-A3 . . . . .	40	M22-W3 . . . . .	32	M22-XDH-S-X5 . . . . .	59	M22-XDP-S-GB0 . . . . .	59
M22-WRS3-MS6-A4 . . . . .	41	M22-XAK . . . . .	63	M22-XDH-S-X7 . . . . .	59	M22-XDP-S-GB1 . . . . .	59
M22-WRS3-MS6-A5 . . . . .	41	M22-XAK1 . . . . .	63	M22-XDH-S-X8 . . . . .	59	M22-XDP-S-GB15 . . . . .	59
M22-WRS3-MS6-A6 . . . . .	40	M22-XAK5 . . . . .	63	M22-XDH-S-X9 . . . . .	59	M22-XDP-S-GB16 . . . . .	59
M22-WRS3-MS6-A7 . . . . .	40	M22-XAK-ETCH . . . . .	63	M22-XDH-W . . . . .	59	M22-XDP-S-GB3 . . . . .	59
M22-WRS3-MS7 . . . . .	40	M22-XAM . . . . .	55	M22-XDH-W-ETCH . . . . .	59	M22-XDP-S-GB4 . . . . .	59
M22-WRS3-MS7-A1 . . . . .	40	M22-XAMP . . . . .	55	M22-XDH-W-GB1 . . . . .	59	M22-XDP-S-GB5 . . . . .	59
M22-WRS3-MS7-A2 . . . . .	40	M22-XBK . . . . .	63	M22-XDH-W-X1 . . . . .	59	M22-XDP-S-GB6 . . . . .	59
M22-WRS3-MS7-A3 . . . . .	40	M22-XBK1 . . . . .	63	M22-XDH-Y . . . . .	59	M22-XDP-S-X0 . . . . .	59
M22-WRS3-MS7-A4 . . . . .	41	M22-XBK5 . . . . .	63	M22-XDH-Y-ETCH . . . . .	59	M22-XDP-S-X1 . . . . .	59
M22-WRS3-MS7-A5 . . . . .	41	M22-XBK-ETCH . . . . .	63	M22-XDLH-B . . . . .	60	M22-XDP-S-X4 . . . . .	59
M22-WRS3-MS7-A6 . . . . .	40	M22-XCK . . . . .	63	M22-XDLH-B-ETCH . . . . .	60	M22-XDP-S-X5 . . . . .	59
M22-WRS3-MS7-A7 . . . . .	40	M22-XCK1 . . . . .	63	M22-XDLH-B-GB14 . . . . .	60	M22-XDP-S-X7 . . . . .	59
M22-WRS3-MS8 . . . . .	40	M22-XCK2 . . . . .	63	M22-XDLH-B-X6 . . . . .	60	M22-XDP-W . . . . .	59
M22-WRS3-MS8-A1 . . . . .	40	M22-XCK3 . . . . .	63	M22-XDLH-G . . . . .	60	M22-XDP-W-ETCH . . . . .	59
M22-WRS3-MS8-A2 . . . . .	40	M22-XCK-ETCH . . . . .	63	M22-XDLH-G-ETCH . . . . .	60	M22-XDP-Y . . . . .	59
M22-WRS3-MS8-A3 . . . . .	40	M22-XDH-B . . . . .	59	M22-XDLH-G-GB1 . . . . .	60	M22-XDP-Y-ETCH . . . . .	59
M22-WRS3-MS8-A4 . . . . .	41	M22-XDH-B-ETCH . . . . .	59	M22-XDLH-G-GB6 . . . . .	60	M22-XD-B . . . . .	56, 59

# 47.4

## Pushbuttons and Indicating Lights

### M22 Modular Pushbuttons

M22-XD-B-ETCH . . . . .	59	M22-XLED60 . . . . .	61	M22S-DH-R-K10. . . . .	10	M22S-DRH-B. . . . .	12
M22-XD-B-GB14 . . . . .	56, 59	M22-XLED-T . . . . .	61	M22S-DH-R-K11. . . . .	10	M22S-DRH-G. . . . .	12
M22-XD-B-X6 . . . . .	56, 59	M22-XST . . . . .	62	M22S-DH-R-K20. . . . .	10	M22S-DRH-R. . . . .	12
M22-XD-G . . . . .	59	M22-XST-D11 . . . . .	62	M22S-DH-R-X0. . . . .	10	M22S-DRH-S. . . . .	12
M22-XD-G-ETCH . . . . .	59	M22-XST-D12 . . . . .	62	M22S-DH-S . . . . .	10	M22S-DRH-W . . . . .	12
M22-XD-G-GB1 . . . . .	59	M22-XST-ETCH. . . . .	62	M22S-DH-W. . . . .	10	M22S-DRH-X-SRG. . . . .	12
M22-XD-G-GB6 . . . . .	59	M22-XST-GB0. . . . .	62	M22S-DH-X-SRG . . . . .	10	M22S-DRH-X-SWRGYB. . . . .	12
M22-XD-G-X1 . . . . .	59	M22-XST-GB1. . . . .	62	M22S-DH-X-SWRGYB . . . . .	10	M22S-DRH-Y. . . . .	12
M22-XD-G-X2 . . . . .	59	M22-XST-GB10. . . . .	62	M22S-DH-Y . . . . .	10	M22S-DRLH-B. . . . .	22
M22-XD-R . . . . .	56, 59	M22-XST-GB11. . . . .	62	M22S-DI4-S . . . . .	53	M22S-DRLH-G. . . . .	22
M22-XD-R-ETCH . . . . .	59	M22-XST-GB12. . . . .	62	M22S-DI4-S-ETCH. . . . .	53	M22S-DRLH-R. . . . .	22
M22-XD-R-GB0 . . . . .	56, 59	M22-XST-GB5. . . . .	62	M22S-DI4-S-X7 . . . . .	53	M22S-DRLH-W . . . . .	22
M22-XD-R-GB5 . . . . .	59	M22-XST-GB6. . . . .	62	M22S-DLH-B . . . . .	20	M22S-DRLH-Y. . . . .	22
M22-XD-R-X0 . . . . .	56, 59	M22-XST-GB7. . . . .	62	M22S-DLH-G . . . . .	20	M22S-DRL-B . . . . .	18
M22-XD-S . . . . .	59	M22-XST-GB8. . . . .	62	M22S-DLH-G-K20-G. . . . .	20	M22S-DRL-G . . . . .	18
M22-XD-SRG. . . . .	59	M22-XST-X52 . . . . .	62	M22S-DLH-G-K20-230G. . . . .	20	M22S-DRL-R . . . . .	18
M22-XD-SWRGYB. . . . .	59	M22-XST-X53 . . . . .	62	M22S-DLH-R . . . . .	20	M22S-DRL-W . . . . .	18
M22-XD-S-ETCH . . . . .	59	M22-XST-X88 . . . . .	62	M22S-DLH-R-K11-R . . . . .	20	M22S-DRL-W-K01-W . . . . .	18
M22-XD-S-GB0 . . . . .	59	M22-XST-X89 . . . . .	62	M22S-DLH-R-K11-230R. . . . .	20	M22S-DRL-W-K01-230W . . . . .	18
M22-XD-S-GB1 . . . . .	59	M22-XST-X93 . . . . .	62	M22S-DLH-W. . . . .	20	M22S-DRL-W-K02-W . . . . .	18
M22-XD-S-GB15 . . . . .	59	M22-XYK . . . . .	63	M22S-DLH-W-K20-W. . . . .	20	M22S-DRL-W-K02-230W . . . . .	18
M22-XD-S-GB16 . . . . .	59	M22-XYK1. . . . .	63	M22S-DLH-W-K20-230W. . . . .	20	M22S-DRL-W-K10-W . . . . .	18
M22-XD-S-GB17 . . . . .	59	M22-XYK5. . . . .	63	M22S-DLH-Y . . . . .	20	M22S-DRL-W-K10-230W . . . . .	18
M22-XD-S-GB18 . . . . .	59	M22-XYK-ETCH . . . . .	63	M22S-DL-B . . . . .	16	M22S-DRL-W-K11-W . . . . .	18
M22-XD-S-GB2 . . . . .	59	M22-XZK. . . . .	63	M22S-DL-G . . . . .	16	M22S-DRL-W-K11-230W . . . . .	18
M22-XD-S-GB3 . . . . .	59	M22-XZK-ETCH. . . . .	63	M22S-DL-G-K10-G. . . . .	15	M22S-DRL-W-K20-W . . . . .	18
M22-XD-S-GB4 . . . . .	59	M22-XZK-GB99. . . . .	63	M22S-DL-G-K10-230G . . . . .	15	M22S-DRL-W-K20-230W . . . . .	18
M22-XD-S-GB5 . . . . .	59	M22G-XGPV . . . . .	64	M22S-DL-G-K11-G. . . . .	15	M22S-DRL-X . . . . .	19, 23
M22-XD-S-GB6 . . . . .	59	M22S-B. . . . .	64	M22S-DL-G-K11-230G . . . . .	15	M22S-DRL-Y . . . . .	18
M22-XD-S-GB9 . . . . .	59	M22S-DDLF-GR . . . . .	50	M22S-DL-G-K20-G . . . . .	15	M22S-DRP-G. . . . .	46
M22-XD-S-X0. . . . .	59	M22S-DDLF-GR-ETCH . . . . .	50	M22S-DL-G-K20-230G . . . . .	15	M22S-DRP-G-X . . . . .	47
M22-XD-S-X1. . . . .	59	M22S-DDLF-GR-X1-X0 . . . . .	50	M22S-DL-R . . . . .	16	M22S-DRP-R . . . . .	46
M22-XD-S-X10. . . . .	59	M22S-DDLF-WS . . . . .	50	M22S-DL-R-K01-R . . . . .	15	M22S-DRP-R-K01 . . . . .	46
M22-XD-S-X11. . . . .	59	M22S-DDLF-WS-ETCH. . . . .	50	M22S-DL-R-K01-230R . . . . .	15	M22S-DRP-R-K02 . . . . .	46
M22-XD-S-X12. . . . .	59	M22S-DDLF-WS-X1-X0. . . . .	50	M22S-DL-R-K02-R . . . . .	15	M22S-DRP-R-K11 . . . . .	46
M22-XD-S-X13. . . . .	59	M22S-DDLM-GR . . . . .	50	M22S-DL-R-K02-230R . . . . .	15	M22S-DRP-R-K12 . . . . .	46
M22-XD-S-X14. . . . .	59	M22S-DDLM-GR-ETCH . . . . .	50	M22S-DL-R-K11-R . . . . .	15	M22S-DRP-R-X . . . . .	47
M22-XD-S-X15. . . . .	59	M22S-DDLM-GR-X1-X0 . . . . .	50	M22S-DL-R-K11-230R . . . . .	15	M22S-DRP-S . . . . .	46
M22-XD-S-X16. . . . .	59	M22S-DDLM-WS . . . . .	50	M22S-DL-W . . . . .	16	M22S-DRP-S-X . . . . .	47
M22-XD-S-X17. . . . .	59	M22S-DDLM-WS-ETCH . . . . .	50	M22S-DL-W-K10-W . . . . .	15	M22S-DRP-Y . . . . .	46
M22-XD-S-X2. . . . .	59	M22S-DDLM-WS-X1-X0 . . . . .	50	M22S-DL-W-K10-230W . . . . .	15	M22S-DRP-Y-X . . . . .	47
M22-XD-S-X4. . . . .	59	M22S-DDL-GR . . . . .	49	M22S-DL-W-K11-W . . . . .	15	M22S-DR-B . . . . .	8
M22-XD-S-X5. . . . .	59	M22S-DDL-GR-ETCH . . . . .	49	M22S-DL-W-K11-230W . . . . .	15	M22S-DR-G . . . . .	8
M22-XD-S-X7. . . . .	59	M22S-DDL-GR-GB1-GB0 . . . . .	49	M22S-DL-W-K20-W . . . . .	15	M22S-DR-R . . . . .	8
M22-XD-S-X8. . . . .	59	M22S-DDL-GR-X1-X0 . . . . .	49	M22S-DL-W-K20-230W . . . . .	15	M22S-DR-S . . . . .	8
M22-XD-S-X9. . . . .	59	M22S-DDL-S. . . . .	49	M22S-DL-X. . . . .	17, 21	M22S-DR-W . . . . .	8
M22-XD-W . . . . .	59	M22S-DDL-S-ETCH . . . . .	49	M22S-DL-Y. . . . .	16	M22S-DR-X . . . . .	9, 13
M22-XD-W-ETCH . . . . .	59	M22S-DDL-S-X4-X5 . . . . .	49	M22S-DP-G . . . . .	44	M22S-DR-X-SRG . . . . .	8
M22-XD-W-GB1 . . . . .	59	M22S-DDL-S-X7-X7 . . . . .	49	M22S-DP-G-X. . . . .	45	M22S-DR-X-SWRGYB . . . . .	8
M22-XD-W-X1 . . . . .	59	M22S-DDL-WS . . . . .	49	M22S-DP-R . . . . .	44	M22S-DR-Y . . . . .	8
M22-XD-Y . . . . .	59	M22S-DDL-WS-ETCH. . . . .	49	M22S-DP-R-K01 . . . . .	44	M22S-D4-S . . . . .	53
M22-XE5 . . . . .	64	M22S-DDL-WS-GB1-GB0 . . . . .	49	M22S-DP-R-K02 . . . . .	44	M22S-D4-S-ETCH . . . . .	53
M22-XGPV. . . . .	64	M22S-DDL-WS-X1-X0. . . . .	49	M22S-DP-R-K11 . . . . .	44	M22S-D4-S-X7. . . . .	53
M22-XGWK . . . . .	64	M22S-DH-B . . . . .	10	M22S-DP-R-K12 . . . . .	44	M22S-D-B . . . . .	6
M22-XI. . . . .	64	M22S-DH-G . . . . .	10	M22S-DP-R-X. . . . .	45	M22S-D-G . . . . .	6
M22-XKDP. . . . .	65	M22S-DH-R . . . . .	10	M22S-DP-S . . . . .	44	M22S-D-G-GB1 . . . . .	6
M22-XLED220. . . . .	61	M22S-DH-R-GB0 . . . . .	10	M22S-DP-S-X. . . . .	45	M22S-D-G-K01 . . . . .	5
M22-XLED230-T . . . . .	61	M22S-DH-R-K01 . . . . .	10	M22S-DP-Y . . . . .	44	M22S-D-G-K02 . . . . .	5
		M22S-DH-R-K02 . . . . .	10	M22S-DP-Y-X. . . . .	45	M22S-D-G-K10 . . . . .	5

M22 Modular Pushbuttons

M22S-D-G-K11 . . . . .	5	M22S-ST-X53 . . . . .	63	M22S-WRS3-A1 . . . . .	41	M22S-WRS3-MS7-A6 . . . . .	42
M22S-D-G-K20 . . . . .	5	M22S-ST-X88 . . . . .	63	M22S-WRS3-A2 . . . . .	41	M22S-WRS3-MS7-A7 . . . . .	42
M22S-D-G-X1 . . . . .	6	M22S-ST-X89 . . . . .	63	M22S-WRS3-A3 . . . . .	41	M22S-WRS3-MS8 . . . . .	41
M22S-D-R . . . . .	6	M22S-ST-X93 . . . . .	63	M22S-WRS3-A4 . . . . .	42	M22S-WRS3-MS8-A1 . . . . .	41
M22S-D-R-GB0 . . . . .	6	M22S-W . . . . .	32	M22S-WRS3-A5 . . . . .	42	M22S-WRS3-MS8-A2 . . . . .	41
M22S-D-R-K01 . . . . .	5	M22S-WJ2H . . . . .	54	M22S-WRS3-A6 . . . . .	42	M22S-WRS3-MS8-A3 . . . . .	41
M22S-D-R-K02 . . . . .	5	M22S-WJ2H-2P . . . . .	54	M22S-WRS3-A7 . . . . .	42	M22S-WRS3-MS8-A4 . . . . .	42
M22S-D-R-K10 . . . . .	5	M22S-WJ2V . . . . .	54	M22S-WRS3-MS2 . . . . .	41	M22S-WRS3-MS8-A5 . . . . .	42
M22S-D-R-K11 . . . . .	5	M22S-WJ2V-2P . . . . .	54	M22S-WRS3-MS2-A1 . . . . .	41	M22S-WRS3-MS8-A6 . . . . .	42
M22S-D-R-K20 . . . . .	5	M22S-WJ4 . . . . .	54	M22S-WRS3-MS2-A2 . . . . .	41	M22S-WRS3-MS8-A7 . . . . .	42
M22S-D-R-X0 . . . . .	6	M22S-WJ4-2P . . . . .	54	M22S-WRS3-MS2-A3 . . . . .	41	M22S-WRS-A1 . . . . .	39
M22S-D-S . . . . .	6	M22S-WJ4-2P . . . . .	54	M22S-WRS3-MS2-A4 . . . . .	42	M22S-WRS-MS2 . . . . .	39
M22S-D-S-K01 . . . . .	5	M22S-WK . . . . .	31	M22S-WRS3-MS2-A5 . . . . .	42	M22S-WRS-MS2-A1 . . . . .	39
M22S-D-S-K02 . . . . .	5	M22S-WKV . . . . .	31	M22S-WRS3-MS2-A6 . . . . .	42	M22S-WRS-MS3 . . . . .	39
M22S-D-S-K10 . . . . .	5	M22S-WKV-K10 . . . . .	30	M22S-WRS3-MS2-A7 . . . . .	42	M22S-WRS-MS3-A1 . . . . .	39
M22S-D-S-K11 . . . . .	5	M22S-WKV-K11 . . . . .	30	M22S-WRS3-MS3 . . . . .	41	M22S-WRS-MS4 . . . . .	39
M22S-D-S-K20 . . . . .	5	M22S-WKV-K22 . . . . .	30	M22S-WRS3-MS3-A1 . . . . .	41	M22S-WRS-MS4-A1 . . . . .	39
M22S-D-W . . . . .	6	M22S-WK3 . . . . .	31	M22S-WRS3-MS3-A2 . . . . .	41	M22S-WRS-MS5 . . . . .	39
M22S-D-X . . . . .	7, 11	M22S-WLK3-B . . . . .	36	M22S-WRS3-MS3-A3 . . . . .	41	M22S-WRS-MS5-A1 . . . . .	39
M22S-D-X-SRG . . . . .	6	M22S-WLK3-G . . . . .	36	M22S-WRS3-MS3-A4 . . . . .	42	M22S-WRS-MS6 . . . . .	39
M22S-D-X-SWRGB . . . . .	6	M22S-WLK3-R . . . . .	36	M22S-WRS3-MS3-A5 . . . . .	42	M22S-WRS-MS6-A1 . . . . .	39
M22S-D-Y . . . . .	6	M22S-WLK3-W . . . . .	36	M22S-WRS3-MS3-A6 . . . . .	42	M22S-WRS-MS7 . . . . .	39
M22S-PV . . . . .	27	M22S-WLK3-Y . . . . .	36	M22S-WRS3-MS3-A7 . . . . .	42	M22S-WRS-MS7-A1 . . . . .	39
M22S-PVL . . . . .	29	M22S-WR . . . . .	32	M22S-WRS3-MS4 . . . . .	41	M22S-WRS-MS8 . . . . .	39
M22S-PVLT . . . . .	29	M22S-WR . . . . .	32	M22S-WRS3-MS4-A1 . . . . .	41	M22S-WRS-MS8-A1 . . . . .	39
M22S-PVT . . . . .	27	M22S-WR . . . . .	32	M22S-WRS3-MS4-A2 . . . . .	41	M22S-WR3 . . . . .	32
M22S-R1K . . . . .	55	M22S-WR . . . . .	32	M22S-WRS3-MS4-A3 . . . . .	41	M22S-WR3-ETCH . . . . .	32
M22S-R1K-RH . . . . .	55	M22S-WR . . . . .	32	M22S-WRS3-MS4-A4 . . . . .	42	M22S-WR3-X94 . . . . .	32
M22S-R10K . . . . .	55	M22S-WR . . . . .	32	M22S-WRS3-MS4-A5 . . . . .	42	M22S-WR4 . . . . .	32
M22S-R10K-RH . . . . .	55	M22S-WR . . . . .	32	M22S-WRS3-MS4-A6 . . . . .	42	M22S-WR-ETCH . . . . .	32
M22S-R100K . . . . .	55	M22S-WR . . . . .	32	M22S-WRS3-MS4-A7 . . . . .	42	M22S-WR-X91 . . . . .	32
M22S-R100K-RH . . . . .	55	M22S-WR . . . . .	32	M22S-WRS3-MS5 . . . . .	41	M22S-WR-X92 . . . . .	32
M22S-R30 . . . . .	65	M22S-WR . . . . .	32	M22S-WRS3-MS5-A1 . . . . .	41	M22S-WRS . . . . .	38
M22S-R4K7 . . . . .	55	M22S-WR . . . . .	32	M22S-WRS3-MS5-A2 . . . . .	41	M22S-WRS3 . . . . .	39
M22S-R4K7-RH . . . . .	55	M22S-WR . . . . .	32	M22S-WRS3-MS5-A3 . . . . .	41	M22S-WRS3-MS2 . . . . .	39
M22S-R47K . . . . .	55	M22S-WR . . . . .	32	M22S-WRS3-MS5-A4 . . . . .	42	M22S-WRS3-MS3 . . . . .	39
M22S-R47K-RH . . . . .	55	M22S-WR . . . . .	32	M22S-WRS3-MS5-A5 . . . . .	42	M22S-WRS3-MS4 . . . . .	39
M22S-R470K . . . . .	55	M22S-WR . . . . .	32	M22S-WRS3-MS5-A6 . . . . .	42	M22S-WRS3-MS5 . . . . .	39
M22S-R470K-RH . . . . .	55	M22S-WR . . . . .	32	M22S-WRS3-MS5-A7 . . . . .	42	M22S-WRS3-MS6 . . . . .	39
M22S-STDD-X . . . . .	62	M22S-WR . . . . .	32	M22S-WRS3-MS6 . . . . .	41	M22S-WRS3-MS7 . . . . .	39
M22S-ST-D11 . . . . .	63	M22S-WR . . . . .	32	M22S-WRS3-MS6-A1 . . . . .	41	M22S-WRS3-MS8 . . . . .	39
M22S-ST-D12 . . . . .	63	M22S-WR . . . . .	32	M22S-WRS3-MS6-A2 . . . . .	41	M22S-WRS-MS2 . . . . .	38
M22S-ST-GB0 . . . . .	63	M22S-WR . . . . .	32	M22S-WRS3-MS6-A3 . . . . .	41	M22S-WRS-MS3 . . . . .	38
M22S-ST-GB1 . . . . .	63	M22S-WR . . . . .	32	M22S-WRS3-MS6-A4 . . . . .	42	M22S-WRS-MS4 . . . . .	38
M22S-ST-GB10 . . . . .	63	M22S-WR . . . . .	32	M22S-WRS3-MS6-A5 . . . . .	42	M22S-WRS-MS5 . . . . .	38
M22S-ST-GB11 . . . . .	63	M22S-WR . . . . .	32	M22S-WRS3-MS6-A6 . . . . .	42	M22S-WRS-MS6 . . . . .	38
M22S-ST-GB12 . . . . .	63	M22S-WR . . . . .	32	M22S-WRS3-MS6-A7 . . . . .	42	M22S-WRS-MS6 . . . . .	38
M22S-ST-GB5 . . . . .	63	M22S-WR . . . . .	32	M22S-WRS3-MS7 . . . . .	41	M22S-WRS-MS7 . . . . .	38
M22S-ST-GB6 . . . . .	63	M22S-WR . . . . .	32	M22S-WRS3-MS7-A1 . . . . .	41	M22S-WRS-MS8 . . . . .	38
M22S-ST-GB7 . . . . .	63	M22S-WR . . . . .	32	M22S-WRS3-MS7-A2 . . . . .	41	M22S-W3 . . . . .	32
M22S-ST-GB8 . . . . .	63	M22S-WR . . . . .	32	M22S-WRS3-MS7-A3 . . . . .	41	V-M20 . . . . .	64
M22S-ST-X . . . . .	62	M22S-WR . . . . .	32	M22S-WRS3-MS7-A4 . . . . .	42		
M22S-ST-X52 . . . . .	63	M22S-WRS . . . . .	39	M22S-WRS3-MS7-A5 . . . . .	42		
		M22S-WRS3 . . . . .	41				