


M22 IEC 22.5 mm pushbuttons

Reliable. Modular. Global.



EATON

Powering Business Worldwide

Pushbuttons and Indicating Lights

Pushbutton—Non-Illuminated



Pushbutton—Illuminated



Indicating Light



Emergency Stop—
Non-Illuminated



Emergency Stop—
Illuminated



47.4 M22 Modular Pushbuttons

Product Description	2
Product Selection Guide	3
Product Selection	
Pushbuttons	7
Indicating Lights	26
Emergency Stops	28
Selector Switches	32
Mushroom Head Pushbuttons	48
Double Pushbuttons	54
Four-Way Pushbuttons	58
Joysticks	60
Potentiometers	62
Acoustic Devices	62
Through-the-Door Operators	63
Bulkhead Interfaces	63
ASi Adapter Modules	64
Palm Switches	65
Assembled Control Stations	66
Accessories	67
Coding Adapter Guide	74
Technical Data and Specifications	75
Dimensions	79
Symbols Library	85
Catalog Number Index	93

Note: Supplement to Publication No. CA08102001E—Tab 47.

M22 Modular Pushbuttons



Contents

<i>Description</i>	<i>Page</i>
M22 Modular Pushbuttons	
Product Selection Guide	3
Accessories	67
Coding Adapter Guide	74
Technical Data and Specifications	75
Dimensions	79
Symbols Library	85
Catalog Number Index	93

Product Description

Eaton's M22 industrial heavy-duty pushbutton line offers a wide array of functional, attractive and ergonomically designed illuminated and non-illuminated pushbuttons, selector switches, push-pulls, alternate action and twist-to-release operators. The complete illuminated line is only offered in LED light units to ensure high-quality brightness and up to 100,000 hours of LED illumination. M22 operators are available with either a silver or a black colored bezel. The space-saving modular construction of the M22 line makes on-the-job assembly fast and simplifies the stocking of both components and complete devices.

Highly Modular and Versatile Line

- Field convertible functions (pushbuttons and selector switches), maintained to momentary
- Customizable laser engraving capabilities

LED Indicators

- 100,000 hours of life in high-vibration environments
- Lenses specifically designed for LED illumination

Rugged Design

- Most pushbutton operators and contact blocks exceed 5 million mechanical operations
- All components have IP66 rating, and some carry IP67 and IP69K for washdown environment; see **Page 75** for further technical data

Innovative Technologies

- ASi communicating devices
- Palm switches

Standards and Certifications

All operators and components are IEC/EN 60947 VDE 0660.

All operators carry an IP66 rating with some rated for washdown environment with IP67 and IP69K.

All pushbuttons, emergency-stops, indicating lights, potentiometers and selector switches carry NEMA 4X, 13.

Marine classification societies: Bureau Veritas (BV), Germanischer Lloyd (GL), and Lloyd's Register of Shipping (LR) approved.

Features

- Field convertible pushbuttons and mushroom operators from maintained to momentary status
- Field convertible selector switches from momentary to maintained operation and vice versa
- LED offering only for all illuminated operators
- Laser engraved pushbuttons, lenses and enclosures
- Heavy-duty construction with a minimum of IP66 and UL NEMA® type 4X / 13 on front of panel operators. Many operators even carry IP67 and IP69K, for the toughest applications
- Silver or black colored nylon bezels
- Snap-lock contact blocks and light units for front or base mounting
- Notched hole mounting with anti-rotation tab and central nut mounting on each operator
- Over 5 million mechanical operations and 1.6 million electrical (reference specification sheet)
- Direct opening action normally closed contacts
- Unique and innovative offerings, such as four-way pushbuttons and USB/ RJ45 bulkhead interfaces
- Screw or spring-cage terminals

Benefits

- Modular construction makes assembly fast and simplifies stocking of components and complete devices
- Field convertibility of operator status for pushbuttons and selector switches helps distributors and customers reduce inventory and increase functionality
- LED offering only for improved brightness quality and up to 100,000 hours of operation
- Plastic construction is corrosion resistant. Operators are designed for rugged environments, ideal for washdown applications (reference each operator's IP ratings and IEC/EN 60529 for ingress protection definition)
- Anti-rotation tab saves installation time and prevents operator rotation
- High mechanical and electrical life allows for use in tough and challenging applications
- Laser inscription capabilities allow for high-quality, wear-resistant markings
- All normally closed (NC) contacts are Direct Opening Action, i.e., NC contacts are physically forced open by direct linkage with the pushbutton operator in the unlikely event of contact weld
- Some M22 operators are capable of communication via ASi protocol
- M22 offers USB and RJ45 connections

Product Selection Guide

Pushbuttons



Description	Non-Illuminated, Flush		Non-Illuminated, Extended		Illuminated, Flush		Illuminated, Extended	
Operator	Momentary	Maintained	Momentary	Maintained	Momentary	Maintained	Momentary	Maintained
Product Selection	Pages 7–9	Pages 10, 11	Pages 12, 13	Pages 14, 15	Pages 17–19	Pages 20, 21	Pages 22, 23	Pages 24, 25

Indicating Lights



Description	Indicating Lights
Product Selection	Pages 26, 27

47.4

Pushbuttons and Indicating Lights

M22 Modular Pushbuttons

Emergency Stops




Description	Non-Illuminated	Illuminated
Product Selection	Pages 28, 29	Pages 30, 31

Selector Switches



Description	Non-Illuminated Knob Type	Non-Illuminated Rotary Type	Illuminated	Key-Operated
Product Selection	Pages 34, 35	Pages 36, 37	Pages 39–41	Pages 42–47

Mushroom Head Pushbuttons



Description	Non-Illuminated	Non-Illuminated
Operator	Momentary	Maintained
Product Selection	Pages 50, 51	Pages 52, 53

47

Double Pushbuttons



Description	Extended Pushbuttons and Center Light	Flush Top and Center Light, Extended Bottom	Flush Pushbuttons and Center Light
Operator	Momentary	Momentary	—
Product Selection	Page 55	Page 56	Page 57

Four-Way Pushbuttons



Description	Non-Interlocked	Interlocked
Operator	Momentary	Maintained
Product Selection	Page 59	Page 59

Joysticks



Description	Joysticks
Product Selection	Page 60

Potentiometers



Description	Potentiometers
Product Selection	Page 62

Acoustic Devices



Description	Acoustic Devices
Product Selection	Page 62

Through-the-Door Operators



Description	Through-the-Door Operators
Product Selection	Page 63

Bulkhead Interfaces



Description	Bulkhead Interfaces
Product Selection	Page 63

ASi Adapter Modules



Description	ASi Adapter Modules
Product Selection	Page 64

Palm Switches



Description	Palm Switches
Product Selection	Page 65

Assembled Control Stations



Description	Assembled Control Stations
Product Selection	Page 66

47.4

Pushbuttons and Indicating Lights

M22 Modular Pushbuttons

Pushbuttons—Non-Illuminated and Illuminated



Contents

<i>Description</i>	<i>Page</i>
Pushbuttons—Non-Illuminated and Illuminated	
Non-Illuminated, Flush, Momentary	7
Non-Illuminated, Flush, Maintained	10
Non-Illuminated, Extended, Momentary	12
Non-Illuminated, Extended, Maintained	14
Illuminated, Flush, Momentary	17
Illuminated, Flush, Maintained	20
Illuminated, Extended, Momentary	22
Illuminated, Extended, Maintained	24

Pushbuttons—Non-Illuminated and Illuminated

Product Description

Eaton's M22 pushbutton line is a complete, modular and versatile offering. From field-convertible maintained operators to customizable laser engraved buttons, the M22 pushbutton line provides endless opportunity for flexibility and reduced inventory. Each operator type provides options for ordering as complete or component parts allowing for a perfect fit for each application. All of this flexibility comes in a very rugged design.

Features

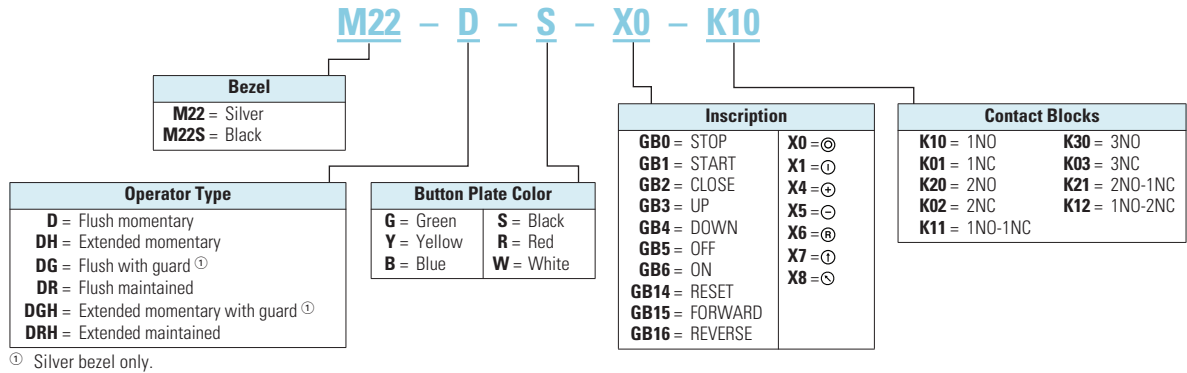
- Field convertible from maintained to momentary (available on maintained pushbuttons only)
- Customizable laser engraving on all buttons
- LED offering only for improved brightness quality and up to 100,000 hours of operation
- More than 5 million mechanical operations on momentary and 1 million on maintained pushbuttons
- Modular construction makes assembly fast and simplifies stocking of components and complete devices
- Capable of communicating via ASi protocol with ASi adapter modules

Protection Type

- IP67, IP69K
- NEMA 4X, 13

Catalog Number Selection

Non-Illuminated Pushbuttons





Note: Catalog Number Selection is for illustrative purposes only and not to be used to create new catalog numbers.

Product Selection

Non-Illuminated Pushbuttons, Flush, Momentary

Complete Devices

	Bezel	Button Color	Contact Block Configuration ①	Catalog Number	Price U.S. \$ ②	
 <p>M22-D-G-K10</p>	Silver	Black	NO	M22-D-S-K10	19.30	
			NC	M22-D-S-K01	19.30	
			2NO	M22-D-S-K20	30.25	
			2NC	M22-D-S-K02	30.25	
			1NO-1NC	M22-D-S-K11	30.25	
		Red	NO	M22-D-R-K10	19.30	
			NC	M22-D-R-K01	19.30	
			2NO	M22-D-R-K20	30.25	
			2NC	M22-D-R-K02	30.25	
			1NO-1NC	M22-D-R-K11	30.25	
			Green	NO	M22-D-G-K10	19.30
				NC	M22-D-G-K01	19.30
2NO	M22-D-G-K20	30.25				
2NC	M22-D-G-K02	30.25				
1NO-1NC	M22-D-G-K11	30.25				
 <p>M22S-D-G-K10</p>	Black	Black	NO	M22S-D-S-K10	17.60	
			NC	M22S-D-S-K01	17.60	
			2NO	M22S-D-S-K20	28.75	
			2NC	M22S-D-S-K02	28.75	
			1NO-1NC	M22S-D-S-K11	28.75	
		Red	NO	M22S-D-R-K10	17.60	
			NC	M22S-D-R-K01	17.60	
			2NO	M22S-D-R-K20	28.75	
			2NC	M22S-D-R-K02	28.75	
			1NO-1NC	M22S-D-R-K11	28.75	
		Green	NO	M22S-D-G-K10	17.60	
			NC	M22S-D-G-K01	17.60	
			2NO	M22S-D-G-K20	28.75	
			2NC	M22S-D-G-K02	28.75	
			1NO-1NC	M22S-D-G-K11	28.75	

Note

- ① All NC contact blocks are positively driven contact.
- ② Discount Symbol: **1CD7**.


47.4

Pushbuttons and Indicating Lights

M22 Modular Pushbuttons

Non-Illuminated Pushbuttons, Flush, Momentary

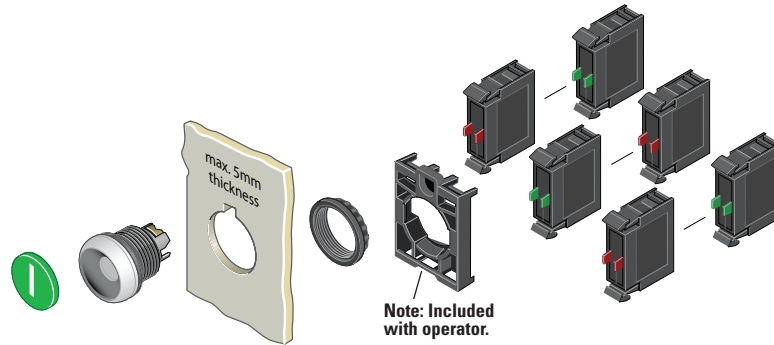
Operators Only ^①

	Bezel	Button Color	Inscription	Catalog Number	Price U.S. \$ ^④
M22-D-G 	Silver	Black	—	M22-D-S	8.25
		Red	—	M22-D-R	8.25
			STOP	M22-D-R-GB0	9.35
			⊙	M22-D-R-X0	9.35
		Green	—	M22-D-G	8.25
			START	M22-D-G-GB1	9.35
			⓪	M22-D-G-X1	9.35
			White	—	M22-D-W
		Blue	—	M22-D-B	8.25
		Yellow	—	M22-D-Y	8.25
		—	—	M22-D-X-SRG ^②	9.90
		—	—	M22-D-X-SWRGYB ^③	12.70
		M22S-D-G 	Black	Black	—
Red	—			M22S-D-R	6.60
	STOP			M22S-D-R-GB0	7.70
	⊙			M22S-D-R-X0	7.70
Green	—			M22S-D-G	6.60
	START			M22S-D-G-GB1	7.70
	⓪			M22S-D-G-X1	7.70
	White			—	M22S-D-W
Blue	—			M22S-D-B	6.60
Yellow	—			M22S-D-Y	6.60
—	—			M22S-D-X-SRG ^②	8.25
—	—			M22S-D-X-SWRGYB ^③	11.00
M22-DG-G 	Silver Guarded			Black	—
		Red	—	M22-DG-R	16.50
		Green	—	M22-DG-G	16.50
		White	—	M22-DG-W	16.50
		Blue	—	M22-DG-B	16.50
		Yellow	—	M22-DG-Y	16.50
		—	—	M22-DG-X-SRG ^②	18.20
		—	—	M22-DG-X-SWRGYB ^③	20.90

Notes

- ① Includes contact block mounting adapter.
- ② Buttonless operator comes with 3 color buttons (Black, Red, Green).
- ③ Buttonless operator comes with all 6 color buttons (Black, White, Red, Green, Yellow, Blue).
- ④ Discount Symbol: **1CD7**.

Non-Illuminated Pushbuttons, Flush, Momentary



Components

M22-XD-G



Button Plates ①

Color	Inscription	Catalog Number	Price U.S. \$ ⑥
Black	—	M22-XD-S ②	1.10
	Custom	M22-XD-S-ETCH ③	2.20
	STOP	M22-XD-S-GB0	2.20
	START	M22-XD-S-GB1	2.20
	CLOSE	M22-XD-S-GB2	2.20
	UP	M22-XD-S-GB3	2.20
	DOWN	M22-XD-S-GB4	2.20
	OFF	M22-XD-S-GB5	2.20
	ON	M22-XD-S-GB6	2.20
	TEST	M22-XD-S-GB9	2.20
	FORWARD	M22-XD-S-GB15	2.20
	REVERSE	M22-XD-S-GB16	2.20
	RAISE	M22-XD-S-GB17	2.20
	LOWER	M22-XD-S-GB18	2.20
	⊙	M22-XD-S-X0	2.20
	⓪	M22-XD-S-X1	2.20
	⊕	M22-XD-S-X4	2.20
⊖	M22-XD-S-X5	2.20	
⓪	M22-XD-S-X7	2.20	
Red	—	M22-XD-R ②	1.10
	Custom	M22-XD-R-ETCH ③	2.20
	STOP	M22-XD-R-GB0	2.20
	OFF	M22-XD-R-GB5	2.20
	⊙	M22-XD-R-X0	2.20
Green	—	M22-XD-G ②	1.10
	Custom	M22-XD-G-ETCH ③	2.20
	START	M22-XD-G-GB1	2.20
	ON	M22-XD-G-GB6	2.20
	⓪	M22-XD-G-X1	2.20
Blue	—	M22-XD-B ②	1.10
	Custom	M22-XD-B-ETCH ③	2.20
	RESET	M22-XD-B-GB14	2.20
	Ⓟ	M22-XD-B-X6	2.20
White	—	M22-XD-W ②	1.10
	Custom	M22-XD-W-ETCH ③	2.20
	START	M22-XD-W-GB1	2.20
	⓪	M22-XD-W-X1	2.20
Yellow	—	M22-XD-Y ②	1.10
	Custom	M22-XD-Y-ETCH ③	2.20
Black, Red, Green	—	M22-XD-SRSG	2.75
Black, White, Red, Green, Yellow, Blue	—	M22-XD-SWRGYB	5.50

Buttonless Operator

Bezel	Catalog Number ④	Price U.S. \$ ⑥	
M22-D-X	Silver	M22-D-X	7.15
M22S-D-X	Black	M22S-D-X	5.50
M22-DG-X	Silver Guarded	M22-DG-X	15.40

Contact Blocks ①

Terminal Type	Contact Configuration ⑤ ⊖	Catalog Number	Price U.S. \$ ⑥
Screw	NO	M22-K10	11.00
	NO, Early-Make	M22-K10P	12.10
	NC	M22-K01	11.00
	NC, Late-Break	M22-K01D	12.10
Spring-Cage	NO	M22-CK10	14.80
	NC	M22-CK01	14.80
	NC, Late-Break	M22-CK01D	15.80
	2NO	M22-CK20	29.50
	2NC	M22-CK02	29.50
	NO-NC	M22-CK11	29.50

Notes

- ① For complete listing of available button plates and contact blocks, see Accessories, Pages 67–72.
- ② Minimum order quantity of (10).
- ③ When ordering, specify inscription per catalog number suffix from the symbols library (see Pages 85–92) into the Order Notes. For example, M22-XD-S-ETCH; Order Notes: Mark with symbol X91, Line item #_.
- ④ Includes contact block mounting adapter.
- ⑤ All NC contact blocks are positively driven contact.
- ⑥ Discount Symbol: 1CD7.



47.4

Pushbuttons and Indicating Lights

M22 Modular Pushbuttons

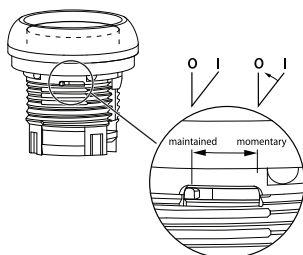
Non-Illuminated Pushbuttons, Flush, Maintained ^①

Operators Only ^②

	Bezel	Button Color	Catalog Number	Price U.S. \$ ^⑤
M22-DR-S 	Silver	Black	M22-DR-S	11.00
		Red	M22-DR-R	11.00
		Green	M22-DR-G	11.00
		White	M22-DR-W	11.00
		Blue	M22-DR-B	11.00
		Yellow	M22-DR-Y	11.00
		③	M22-DR-X-SRG	12.70
		④	M22-DR-X-SWRGYB	15.40
M22S-DR-S 	Black	Black	M22S-DR-S	9.35
		Red	M22S-DR-R	9.35
		Green	M22S-DR-G	9.35
		White	M22S-DR-W	9.35
		Blue	M22S-DR-B	9.35
		Yellow	M22S-DR-Y	9.35
		③	M22S-DR-X-SRG	11.00
		④	M22S-DR-X-SWRGYB	13.80

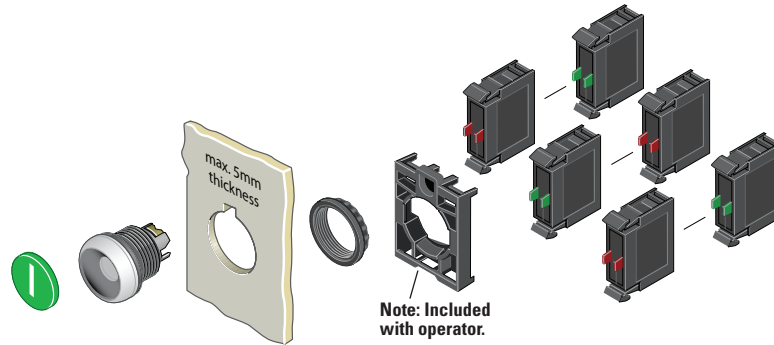
Notes

- ① Maintained pushbuttons can be converted in the field to momentary operation by switching the locking ring, which is accessible through the side of the operator body.
- ② Includes contact block mounting adapter.
- ③ Buttonless operator comes with 3 color buttons (Black, Red, Green).
- ④ Buttonless operator comes with all 6 color buttons (Black, White, Red, Green, Yellow, Blue).
- ⑤ Discount Symbol: **1CD7**.



Note: This pilot device features a selectable function switch that enables the device to be set to either maintained or momentary operation.

Non-Illuminated Pushbuttons, Flush, Maintained ^①



Components

M22-XD-S



Button Plates ^②

Color	Inscription	Catalog Number	Price U.S. \$ ^⑦
Black	—	M22-XD-S ^③	1.10
	Custom	M22-XD-S-ETCH ^④	2.20
	STOP	M22-XD-S-GB0	2.20
	START	M22-XD-S-GB1	2.20
	CLOSE	M22-XD-S-GB2	2.20
	UP	M22-XD-S-GB3	2.20
	DOWN	M22-XD-S-GB4	2.20
	OFF	M22-XD-S-GB5	2.20
	ON	M22-XD-S-GB6	2.20
	TEST	M22-XD-S-GB9	2.20
	FORWARD	M22-XD-S-GB15	2.20
	REVERSE	M22-XD-S-GB16	2.20
	RAISE	M22-XD-S-GB17	2.20
	LOWER	M22-XD-S-GB18	2.20
	⊙	M22-XD-S-X0	2.20
	⊖	M22-XD-S-X1	2.20
	⊕	M22-XD-S-X4	2.20
⊖	M22-XD-S-X5	2.20	
⊖	M22-XD-S-X7	2.20	
Red	—	M22-XD-R ^③	1.10
	Custom	M22-XD-R-ETCH ^④	2.20
	STOP	M22-XD-R-GB0	2.20
	OFF	M22-XD-R-GB5	2.20
	⊙	M22-XD-R-X0	2.20
Green	—	M22-XD-G ^③	1.10
	Custom	M22-XD-G-ETCH ^④	2.20
	START	M22-XD-G-GB1	2.20
	ON	M22-XD-G-GB6	2.20
	⊖	M22-XD-G-X1	2.20
Blue	—	M22-XD-B ^③	1.10
	Custom	M22-XD-B-ETCH ^④	2.20
	RESET	M22-XD-B-GB14	2.20
	Ⓜ	M22-XD-B-X6	2.20
White	—	M22-XD-W ^③	1.10
	Custom	M22-XD-W-ETCH ^④	2.20
	START	M22-XD-W-GB1	2.20
Yellow	⊖	M22-XD-W-X1	2.20
	—	M22-XD-Y ^③	1.10
Black, Red, Green	—	M22-XD-Y-ETCH ^④	2.20
	—	M22-XD-SRG	2.75
Black, White, Red, Green, Yellow, Blue	—	M22-XD-SWRGYB	5.50

Buttonless Operator

Bezel	Catalog Number ^⑤	Price U.S. \$ ^⑦
Silver	M22-DR-X	9.90
Black	M22S-DR-X	8.25

M22-DR-X



M22S-DR-X



Contact Blocks ^②

M22-K10



Terminal Type	Contact Configuration ^⑥ ⊖	Catalog Number	Price U.S. \$ ^⑦
Screw	NO	M22-K10	11.00
	NO, Early-Make	M22-K10P	12.10
	NC	M22-K01	11.00
	NC, Late-Break	M22-K01D	12.10
Spring-Cage	NO	M22-CK10	14.80
	NC	M22-CK01	14.80
	NC, Late-Break	M22-CK01D	15.80
	2NO	M22-CK20	29.50
	2NC	M22-CK02	29.50
	NO-NC	M22-CK11	29.50




Notes

- ① Maintained pushbuttons can be converted in the field to momentary operation by switching the locking ring, which is accessible through the side of the operator body.
- ② For complete listing of available button plates and contact blocks, see Accessories, Pages 67–72.
- ③ Minimum order quantity of (10).
- ④ When ordering, specify inscription per catalog number suffix from the symbols library (see Pages 85–92) into the Order Notes. For example, M22-XD-S-ETCH; Order Notes: Mark with symbol X91, Line item #_.
- ⑤ Includes contact block mounting adapter.
- ⑥ All NC contact blocks are positively driven contact.
- ⑦ Discount Symbol: 1CD7.




M22 Modular Pushbuttons

Non-Illuminated Pushbuttons, Extended, Momentary

Complete Devices

	Bezel	Button Color	Contact Block Configuration ^① ⊖	Catalog Number	Price U.S. \$ ^⑤
 M22-DH-R-K10	Silver	Red	NO	M22-DH-R-K10	20.40
			NC	M22-DH-R-K01	20.40
			2NO	M22-DH-R-K20	31.50
			2NC	M22-DH-R-K02	31.50
			1NO-1NC	M22-DH-R-K11	31.50
 M22S-DH-R-K10	Black	Red	NO	M22S-DH-R-K10	18.70
			NC	M22S-DH-R-K01	18.70
			2NO	M22S-DH-R-K20	29.75
			2NC	M22S-DH-R-K02	29.75
			1NO-1NC	M22S-DH-R-K11	29.75
 M22-DGH-R-K10	Silver Guarded	Red	NO	M22-DGH-R-K10	28.75
			NC	M22-DGH-R-K01	28.75
			2NO	M22-DGH-R-K20	39.75
			2NC	M22-DGH-R-K02	39.75
			1NO-1NC	M22-DGH-R-K11	39.75

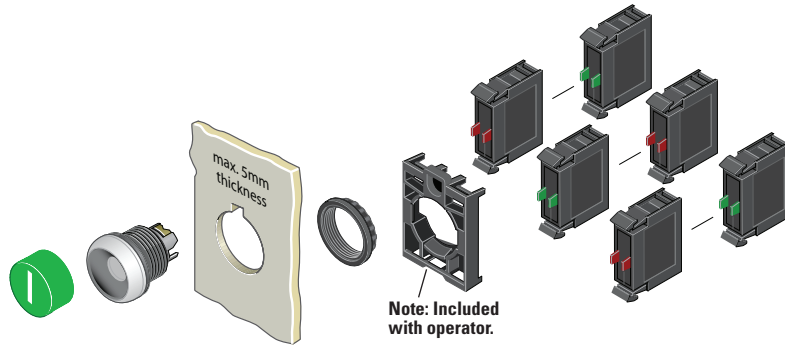
Operators Only^②

	Bezel	Button Color	Inscription	Catalog Number	Price U.S. \$ ^⑤
 M22-DH-R	Silver	Black	—	M22-DH-S	9.35
			Red	M22-DH-R	9.35
			STOP	M22-DH-R-GB0	10.50
			⊙	M22-DH-R-X0	10.50
			Green	M22-DH-G	9.35
			White	M22-DH-W	9.35
			Blue	M22-DH-B	9.35
			Yellow	M22-DH-Y	9.35
			③	M22-DH-X-SRG	12.70
			④	M22-DH-X-SWRGYB	18.20
			 M22S-DH-R	Black	Black
Red	M22S-DH-R	7.70			
STOP	M22S-DH-R-GB0	8.80			
⊙	M22S-DH-R-X0	8.80			
Green	M22S-DH-G	7.70			
White	M22S-DH-W	7.70			
Blue	M22S-DH-B	7.70			
Yellow	M22S-DH-Y	7.70			
③	M22S-DH-X-SRG	11.00			
④	M22S-DH-X-SWRGYB	16.50			
 M22-DGH-R	Silver Guarded	Black			
			Red	M22-DGH-R	17.60
			STOP	M22-DGH-R-GB0	18.70
			⊙	M22-DGH-R-X0	18.70
			Green	M22-DGH-G	17.60
			White	M22-DGH-W	17.60
			Blue	M22-DGH-B	17.60
			Yellow	M22-DGH-Y	17.60

Notes

- ① All NC contact blocks are positively driven contact.
- ② Includes contact block mounting adapter.
- ③ Buttonless operator comes with 3 color buttons (Black, Red, Green).
- ④ Buttonless operator comes with all 6 color buttons (Black, White, Red, Green, Yellow, Blue).
- ⑤ Discount Symbol: **1CD7**.

Non-Illuminated Pushbuttons, Extended, Momentary



Components

M22-XDH-R



Button Plates ①

Color	Inscription	Catalog Number	Price U.S. \$ ⑥
Black	—	M22-XDH-S ②	2.20
	Custom	M22-XDH-S-ETCH ③	3.30
	STOP	M22-XDH-S-GB0	3.30
	START	M22-XDH-S-GB1	3.30
	CLOSE	M22-XDH-S-GB2	3.30
	UP	M22-XDH-S-GB3	3.30
	DOWN	M22-XDH-S-GB4	3.30
	OFF	M22-XDH-S-GB5	3.30
	ON	M22-XDH-S-GB6	3.30
	TEST	M22-XDH-S-GB9	3.30
	FORWARD	M22-XDH-S-GB15	3.30
	REVERSE	M22-XDH-S-GB16	3.30
	RAISE	M22-XDH-S-GB17	3.30
	LOWER	M22-XDH-S-GB18	3.30
	⊙	M22-XDH-S-X0	3.30
	⓪	M22-XDH-S-X1	3.30
⊕	M22-XDH-S-X4	3.30	
⊖	M22-XDH-S-X5	3.30	
Ⓜ	M22-XDH-S-X7	3.30	
Red	—	M22-XDH-R ②	2.20
	Custom	M22-XDH-R-ETCH ③	3.30
	STOP	M22-XDH-R-GB0	3.30
	OFF	M22-XDH-R-GB5	3.30
Green	⊙	M22-XDH-R-X0	3.30
	—	M22-XDH-G ②	2.20
	Custom	M22-XDH-G-ETCH ③	3.30
	START	M22-XDH-G-GB1	3.30
Blue	ON	M22-XDH-G-GB6	3.30
	⓪	M22-XDH-G-X1	3.30
	—	M22-XDH-B ②	2.20
	Custom	M22-XDH-B-ETCH ③	3.30
White	RESET	M22-XDH-B-GB14	3.30
	Ⓜ	M22-XDH-B-X6	3.30
	—	M22-XDH-W ②	2.20
	Custom	M22-XDH-W-ETCH ③	3.30
Yellow	START	M22-XDH-W-GB1	3.30
	⓪	M22-XDH-W-X1	3.30
	Custom	M22-XDH-Y-ETCH ③	3.30
Black, Red, Green	—	M22-XDH-SRG	5.50
Black, White, Red, Green, Yellow, Blue	—	M22-XDH-SWRGYB	11.00

Buttonless Operator

Bezel	Catalog Number ④	Price U.S. \$ ⑥	
M22-D-X	Silver	M22-D-X	7.15
M22S-D-X	Black	M22S-D-X	5.50
M22-DG-X	Silver Guarded	M22-DG-X	15.40

Contact Blocks ①

M22-K10



Terminal Type	Contact Configuration ⑤ ⊖	Catalog Number	Price U.S. \$ ⑥
Screw	NO	M22-K10	11.00
	NO, Early-Make	M22-K10P	12.10
	NC	M22-K01	11.00
	NC, Late-Break	M22-K01D	12.10
Spring-Cage	NO	M22-CK10	14.80
	NC	M22-CK01	14.80
	NC, Late-Break	M22-CK01D	15.80
	2NO	M22-CK20	29.50
	2NC	M22-CK02	29.50
	NO-NC	M22-CK11	29.50

Notes

- ① For complete listing of available button plates and contact blocks, see Accessories, Pages 67–72.
- ② Minimum order quantity of (10).
- ③ When ordering, specify inscription per catalog number suffix from the symbols library (see Pages 85–92) into the Order Notes. For example, M22-XDH-S-ETCH; Order Notes: Mark with symbol X91, Line item #_.
- ④ Includes contact block mounting adapter.
- ⑤ All NC contact blocks are positively driven contact.
- ⑥ Discount Symbol: 1CD7.



47.4

Pushbuttons and Indicating Lights

M22 Modular Pushbuttons

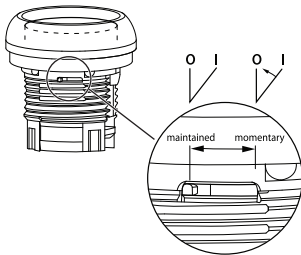
Non-Illuminated Pushbuttons, Extended, Maintained ^①

Operators Only ^②

	Bezel	Button Color	Catalog Number	Price U.S. \$ ^⑤
 M22-DRH-W	Silver	Black	M22-DRH-S	12.10
		Red	M22-DRH-R	12.10
		Green	M22-DRH-G	12.10
		White	M22-DRH-W	12.10
		Blue	M22-DRH-B	12.10
		Yellow	M22-DRH-Y	12.10
		③	M22-DRH-X-SRG	15.40
		④	M22-DRH-X-SWRGYB	20.90
		 M22S-DRH-W	Black	Black
Red	M22S-DRH-R			10.50
Green	M22S-DRH-G			10.50
White	M22S-DRH-W			10.50
Blue	M22S-DRH-B			10.50
Yellow	M22S-DRH-Y			10.50
③	M22S-DRH-X-SRG			13.80
④	M22S-DRH-X-SWRGYB			19.30

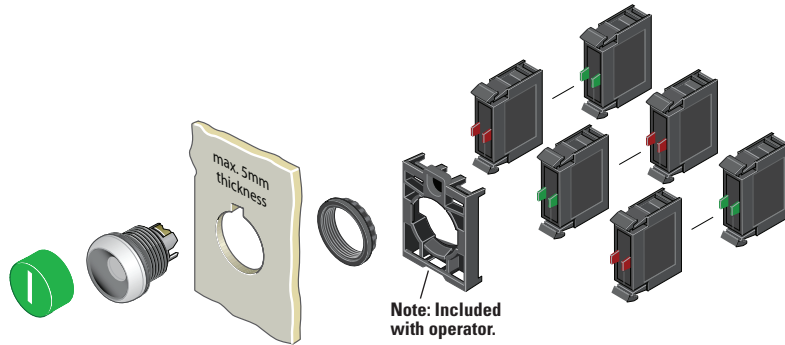
Notes

- ① Maintained pushbuttons can be converted in the field to momentary operation by switching the locking ring, which is accessible through the side of the operator body.
- ② Includes contact block mounting adapter.
- ③ Buttonless operator comes with 3 color buttons (Black, Red, Green).
- ④ Buttonless operator comes with all 6 color buttons (Black, White, Red, Green, Yellow, Blue).
- ⑤ Discount Symbol: **1CD7**.



Note: This pilot device features a selectable function switch that enables the device to be set to either maintained or momentary operation.

Non-Illuminated Pushbuttons, Extended, Maintained ^①



Components

M22-XDH-W



Button Plates ^②

Color	Inscription	Catalog Number	Price U.S. \$ ^⑦
Black	—	M22-XDH-S ^③	2.20
	Custom	M22-XDH-S-ETCH ^④	3.30
	STOP	M22-XDH-S-GB0	3.30
	START	M22-XDH-S-GB1	3.30
	CLOSE	M22-XDH-S-GB2	3.30
	UP	M22-XDH-S-GB3	3.30
	DOWN	M22-XDH-S-GB4	3.30
	OFF	M22-XDH-S-GB5	3.30
	ON	M22-XDH-S-GB6	3.30
	TEST	M22-XDH-S-GB9	3.30
	FORWARD	M22-XDH-S-GB15	3.30
	REVERSE	M22-XDH-S-GB16	3.30
	RAISE	M22-XDH-S-GB17	3.30
	LOWER	M22-XDH-S-GB18	3.30
	⊙	M22-XDH-S-X0	3.30
	⓪	M22-XDH-S-X1	3.30
Red	—	M22-XDH-R ^③	2.20
	Custom	M22-XDH-R-ETCH ^④	3.30
	STOP	M22-XDH-R-GB0	3.30
	OFF	M22-XDH-R-GB5	3.30
	⊙	M22-XDH-R-X0	3.30
	⓪	M22-XDH-R-X1	3.30
Green	—	M22-XDH-G ^③	2.20
	Custom	M22-XDH-G-ETCH ^④	3.30
	START	M22-XDH-G-GB1	3.30
	ON	M22-XDH-G-GB6	3.30
	⓪	M22-XDH-G-X1	3.30
	Blue	—	M22-XDH-B ^③
Custom		M22-XDH-B-ETCH ^④	3.30
RESET		M22-XDH-B-GB14	3.30
Ⓜ		M22-XDH-B-X6	3.30
White	—	M22-XDH-W ^③	2.20
	Custom	M22-XDH-W-ETCH ^④	3.30
	START	M22-XDH-W-GB1	3.30
	⓪	M22-XDH-W-X1	3.30
Yellow	—	M22-XDH-Y ^③	2.20
	Custom	M22-XDH-Y-ETCH ^④	3.30
Black, Red, Green	—	M22-XDH-SRGR	5.50
Black, White, Red, Green, Yellow, Blue	—	M22-XDH-SWRGYB	11.00

Buttonless Operator

Bezel	Catalog Number ^⑤	Price U.S. \$ ^⑦	
M22-DR-X	Silver	M22-DR-X	9.90
M22S-DR-X	Black	M22S-DR-X	8.25

M22-K10



Contact Blocks ^②

Terminal Type	Contact Configuration ^⑥	Catalog Number	Price U.S. \$ ^⑦
Screw	NO	M22-K10	11.00
	NO, Early-Make	M22-K10P	12.10
	NC	M22-K01	11.00
	NC, Late-Break	M22-K01D	12.10
Spring-Cage	NO	M22-CK10	14.80
	NC	M22-CK01	14.80
	NC, Late-Break	M22-CK01D	15.80
	2NO	M22-CK20	29.50
	2NC	M22-CK02	29.50
	NO-NC	M22-CK11	29.50

Notes

- ① Maintained pushbuttons can be converted in the field to momentary operation by switching the locking ring, which is accessible through the side of the operator body.
- ② For complete listing of available button plates and contact blocks, see Accessories, Pages 67–72.
- ③ Minimum order quantity of (10).
- ④ When ordering, specify inscription per catalog number suffix from the symbols library (see Pages 85–92) into the Order Notes. For example, M22-XDH-S-ETCH; Order Notes: Mark with symbol X91, Line item #__.
- ⑤ Includes contact block mounting adapter.
- ⑥ All NC contact blocks are positively driven contact.
- ⑦ Discount Symbol: 1CD7.

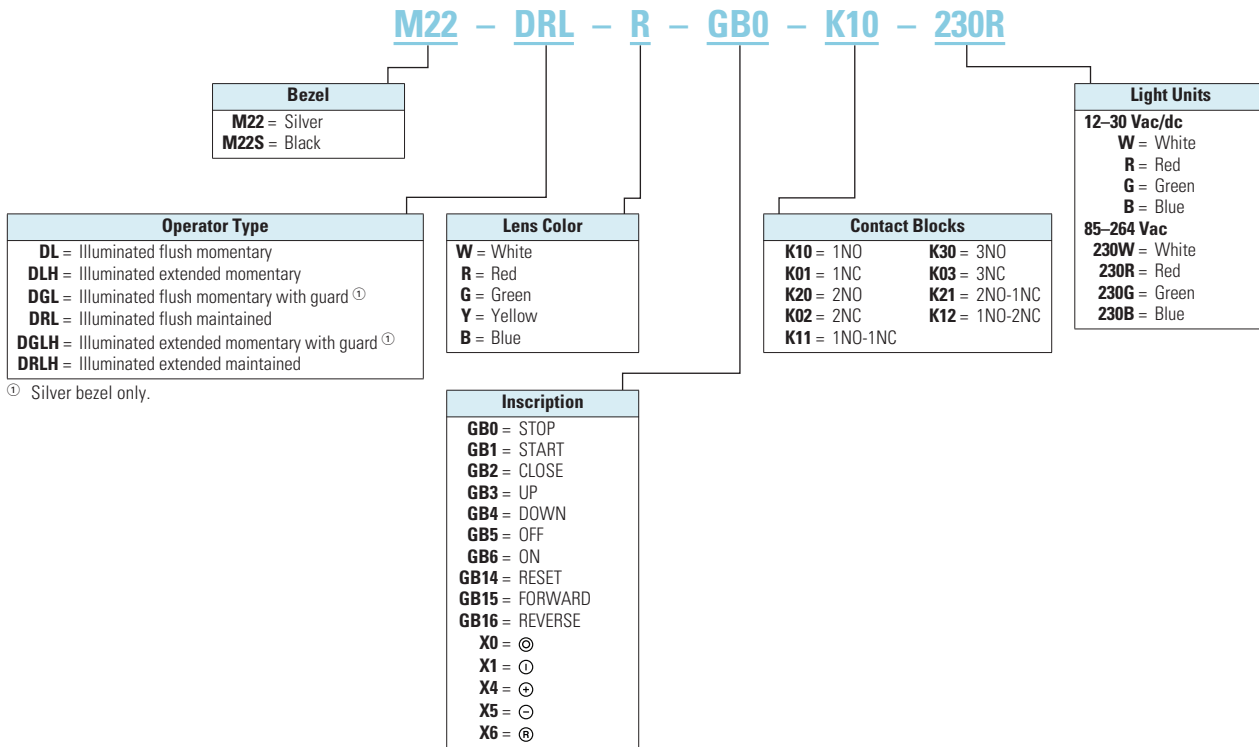
47.4

Pushbuttons and Indicating Lights

M22 Modular Pushbuttons

Catalog Number Selection

Illuminated Pushbuttons





Note: Catalog Number Selection is for illustrative purposes only and not to be used to create new catalog numbers.

Product Selection

Illuminated Pushbuttons, Flush, Momentary

Complete Devices

	Bezel	Button Color	Contact Block Configuration ^① ⊖	Light Unit Voltage	Catalog Number	Price U.S. \$ ^②
 <p>M22-DL-G-K01-G</p>	Silver	Red	NC	12–30 Vac/dc	M22-DL-R-K01-R	50.50
			NC	85–264 Vac	M22-DL-R-K01-230R	50.50
			2NC	12–30 Vac/dc	M22-DL-R-K02-R	61.50
			2NC	85–264 Vac	M22-DL-R-K02-230R	61.50
			1NO/1NC	12–30 Vac/dc	M22-DL-R-K11-R	61.50
			1NO/1NC	85–264 Vac	M22-DL-R-K11-230R	61.50
	Green	NO	NO	12–30 Vac/dc	M22-DL-G-K10-G	50.50
			NO	85–264 Vac	M22-DL-G-K10-230G	50.50
			2NO	12–30 Vac/dc	M22-DL-G-K20-G	61.50
			2NO	85–264 Vac	M22-DL-G-K20-230G	61.50
			1NO/1NC	12–30 Vac/dc	M22-DL-G-K11-G	61.50
			1NO/1NC	85–264 Vac	M22-DL-G-K11-230G	61.50
	White	NO	NO	12–30 Vac/dc	M22-DL-W-K10-W	50.50
			NO	85–264 Vac	M22-DL-W-K10-230W	50.50
			2NO	12–30 Vac/dc	M22-DL-W-K20-W	61.50
			2NO	85–264 Vac	M22-DL-W-K20-230W	61.50
			1NO/1NC	12–30 Vac/dc	M22-DL-W-K11-W	61.50
			1NO/1NC	85–264 Vac	M22-DL-W-K11-230W	61.50
 <p>M22S-DL-G-K01-G</p>	Black	Red	NC	12–30 Vac/dc	M22S-DL-R-K01-R	48.75
			NC	85–264 Vac	M22S-DL-R-K01-230R	48.75
			2NC	12–30 Vac/dc	M22S-DL-R-K02-R	60.00
			2NC	85–264 Vac	M22S-DL-R-K02-230R	60.00
			1NO/1NC	12–30 Vac/dc	M22S-DL-R-K11-R	60.00
			1NO/1NC	85–264 Vac	M22S-DL-R-K11-230R	60.00
	Green	NO	NO	12–30 Vac/dc	M22S-DL-G-K10-G	48.75
			NO	85–264 Vac	M22S-DL-G-K10-230G	48.75
			2NO	12–30 Vac/dc	M22S-DL-G-K20-G	60.00
			2NO	85–264 Vac	M22S-DL-G-K20-230G	60.00
			1NO/1NC	12–30 Vac/dc	M22S-DL-G-K11-G	60.00
			1NO/1NC	85–264 Vac	M22S-DL-G-K11-230G	60.00
	White	NO	NO	12–30 Vac/dc	M22S-DL-W-K10-W	48.75
			NO	85–264 Vac	M22S-DL-W-K10-230W	48.75
			2NO	12–30 Vac/dc	M22S-DL-W-K20-W	60.00
			2NO	85–264 Vac	M22S-DL-W-K20-230W	60.00
			1NO/1NC	12–30 Vac/dc	M22S-DL-W-K11-W	60.00
			1NO/1NC	85–264 Vac	M22S-DL-W-K11-230W	60.00

Note

① All NC contact blocks are positively driven contact.

② Discount Symbol: **1CD7**.




47.4

Pushbuttons and Indicating Lights

M22 Modular Pushbuttons

Illuminated Pushbuttons, Flush, Momentary

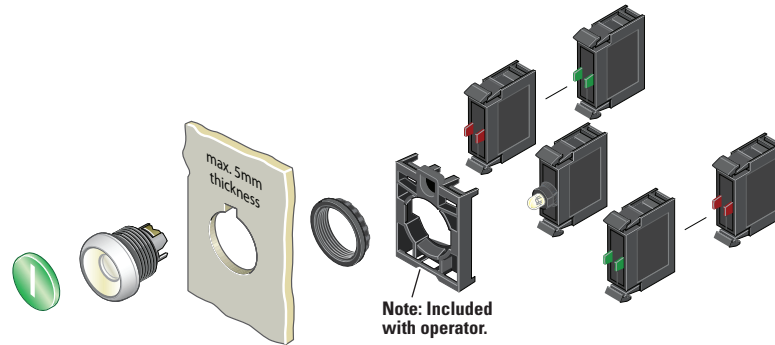
Operators Only ^①

	Bezel	Button Color	Catalog Number	Price U.S. \$ ^②
M22-DL-G 	Silver	Red	M22-DL-R	10.70
		Green	M22-DL-G	10.70
		White	M22-DL-W	10.70
		Blue	M22-DL-B	10.70
		Yellow	M22-DL-Y	10.70
M22S-DL-G 	Black	Red	M22S-DL-R	9.00
		Green	M22S-DL-G	9.00
		White	M22S-DL-W	9.00
		Blue	M22S-DL-B	9.00
		Yellow	M22S-DL-Y	9.00
M22-DGL-G 	Silver Guarded	Red	M22-DGL-R	18.90
		Green	M22-DGL-G	18.90
		White	M22-DGL-W	18.90
		Blue	M22-DGL-B	18.90
		Yellow	M22-DGL-Y	18.90

Notes

- ① Includes contact block mounting adapter.
- ② Discount Symbol: **1CD7**.

Illuminated Pushbuttons, Flush, Momentary



Components

M22-XDL-G



Button Lenses ①

Color	Inscription	Catalog Number	Price U.S. \$ ⑥
Red	—	M22-XDL-R ②	1.55
	Custom	M22-XDL-R-ETCH ③	2.65
	STOP	M22-XDL-R-GB0	2.65
	OFF	M22-XDL-R-GB5	2.65
	Ⓞ	M22-XDL-R-X0	2.65
Green	—	M22-XDL-G ②	1.55
	Custom	M22-XDL-G-ETCH ③	2.65
	START	M22-XDL-G-GB1	2.65
	ON	M22-XDL-G-GB6	2.65
	Ⓛ	M22-XDL-G-X1	2.65
Blue	—	M22-XDL-B ②	1.55
	Custom	M22-XDL-B-ETCH ③	2.65
	RESET	M22-XDL-B-GB14	2.65
	Ⓡ	M22-XDL-B-X6	2.65
White	—	M22-XDL-W ②	1.55
	Custom	M22-XDL-W-ETCH ③	2.65
Yellow	—	M22-XDL-Y ②	1.55
	Custom	M22-XDL-Y-ETCH ③	2.65

Buttonless Operator

Bezel	Catalog Number ④	Price U.S. \$ ⑥
Silver	M22-DL-X	9.15

M22-DL-X



M22S-DL-X



Black	M22S-DL-X	7.50
-------	-----------	------

M22-DGL-X



Silver Guarded	M22-DGL-X	17.40
----------------	-----------	-------

M22-LED-W



Light Units ①

Terminal Type	LED Color	Light Unit Voltage	Catalog Number	Price U.S. \$ ⑥
Screw	White	12–30 Vac/dc	M22-LED-W	28.75
	Red		M22-LED-R	28.75
	Green		M22-LED-G	28.75
	Blue		M22-LED-B	28.75
Screw	White	85–264 Vac	M22-LED230-W	28.75
	Red		M22-LED230-R	28.75
	Green		M22-LED230-G	28.75
	Blue		M22-LED230-B	28.75

M22-K10



Contact Blocks ①

Terminal Type	Contact Configuration ⑤ ⊖	Catalog Number	Price U.S. \$ ⑥
Screw	NO	M22-K10	11.00
	NO, Early-Make	M22-K10P	12.10
	NC	M22-K01	11.00
	NC, Late-Break	M22-K01D	12.10
Spring-Cage	NO	M22-CK10	14.80
	NC	M22-CK01	14.80
	NC, Late-Break	M22-CK01D	15.80
	2NO	M22-CK20	29.50
	2NC	M22-CK02	29.50
	NO-NC	M22-CK11	29.50

Notes

- ① For complete listing of available button lenses, light units and contact blocks, see Accessories, Pages 67–72.
- ② Minimum order quantity of (10).
- ③ When ordering, specify inscription per catalog number suffix from the symbols library (see Pages 85–92) into the Order Notes. For example, M22-XDL-R-ETCH; Order Notes: Mark with symbol X91, Line item #_.
- ④ Includes contact block mounting adapter.
- ⑤ All NC contact blocks are positively driven contact.
- ⑥ Discount Symbol: 1CD7.



47.4

Pushbuttons and Indicating Lights



M22 Modular Pushbuttons

Illuminated Pushbuttons, Flush, Maintained^②

Complete Devices

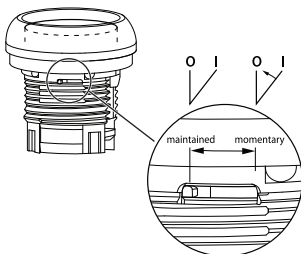
	Bezel	Button Color	Contact Block Configuration ^① ⊖	Light Unit Voltage	Catalog Number	Price U.S. \$ ^④
	Silver	White	NO	12–30 Vac/dc	M22-DRL-W-K10-W	57.00
			NO	85–264 Vac	M22-DRL-W-K10-230W	57.00
			NC	12–30 Vac/dc	M22-DRL-W-K01-W	57.00
			NC	85–264 Vac	M22-DRL-W-K01-230W	57.00
			2NO	12–30 Vac/dc	M22-DRL-W-K20-W	67.50
			2NO	85–264 Vac	M22-DRL-W-K20-230W	67.50
			2NC	12–30 Vac/dc	M22-DRL-W-K02-W	67.50
			2NC	85–264 Vac	M22-DRL-W-K02-230W	67.50
			1NO/1NC	12–30 Vac/dc	M22-DRL-W-K11-W	67.50
			1NO/1NC	85–264 Vac	M22-DRL-W-K11-230W	67.50
	Black	White	NO	12–30 Vac/dc	M22S-DRL-W-K10-W	55.00
			NO	85–264 Vac	M22S-DRL-W-K10-230W	55.00
			NC	12–30 Vac/dc	M22S-DRL-W-K01-W	55.00
			NC	85–264 Vac	M22S-DRL-W-K01-230W	55.00
			2NO	12–30 Vac/dc	M22S-DRL-W-K20-W	66.00
			2NO	85–264 Vac	M22S-DRL-W-K20-230W	66.00
			2NC	12–30 Vac/dc	M22S-DRL-W-K02-W	66.00
			2NC	85–264 Vac	M22S-DRL-W-K02-230W	66.00
			1NO/1NC	12–30 Vac/dc	M22S-DRL-W-K11-W	66.00
			1NO/1NC	85–264 Vac	M22S-DRL-W-K11-230W	66.00

Operators Only^③

	Bezel	Button Color	Catalog Number	Price U.S. \$ ^④
	Silver	Red	M22-DRL-R	17.10
		Green	M22-DRL-G	17.10
		White	M22-DRL-W	17.10
		Blue	M22-DRL-B	17.10
		Yellow	M22-DRL-Y	17.10
	Black	Red	M22S-DRL-R	15.40
		Green	M22S-DRL-G	15.40
		White	M22S-DRL-W	15.40
		Blue	M22S-DRL-B	15.40
		Yellow	M22S-DRL-Y	15.40

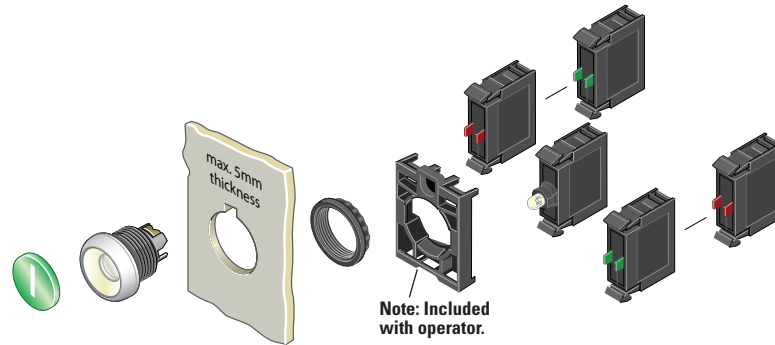
Notes

- ① All NC contact blocks are positively driven contact.
- ② Maintained pushbuttons can be converted in the field to momentary operation by switching the locking ring, which is accessible through the side of the operator body.
- ③ Includes contact block mounting adapter.
- ④ Discount Symbol: **1CD7**.



Note: This pilot device features a selectable function switch that enables the device to be set to either maintained or momentary operation.

Illuminated Pushbuttons, Flush, Maintained ^①



Components

M22-XDL-W



Button Lenses ^②

Color	Inscription	Catalog Number	Price U.S. \$ ^⑦
Red	—	M22-XDL-R ^③	1.55
	Custom	M22-XDL-R-ETCH ^④	2.65
	STOP	M22-XDL-R-GB0	2.65
	OFF	M22-XDL-R-GB5	2.65
	Ⓞ	M22-XDL-R-X0	2.65
Green	—	M22-XDL-G ^③	1.55
	Custom	M22-XDL-G-ETCH ^④	2.65
	START	M22-XDL-G-GB1	2.65
	ON	M22-XDL-G-GB6	2.65
	Ⓛ	M22-XDL-G-X1	2.65
Blue	—	M22-XDL-B ^③	1.55
	Custom	M22-XDL-B-ETCH ^④	2.65
	RESET	M22-XDL-B-GB14	2.65
White	—	M22-XDL-W ^③	1.55
	Custom	M22-XDL-W-ETCH ^④	2.65
Yellow	—	M22-XDL-Y ^③	1.55
	Custom	M22-XDL-Y-ETCH ^④	2.65

Buttonless Operator

Bezel	Catalog Number ^⑤	Price U.S. \$ ^⑦
Silver	M22-DRL-X	15.50

M22-DRL-X



M22S-DRL-X



Black	M22S-DRL-X	13.90
-------	------------	-------

M22-LED-W



Light Units ^②

Terminal Type	LED Color	Light Unit Voltage	Catalog Number	Price U.S. \$ ^⑦
Screw	White	12–30 Vac/dc	M22-LED-W	28.75
	Red		M22-LED-R	28.75
	Green	M22-LED-G	28.75	
	Blue	M22-LED-B	28.75	
Screw	White	85–264 Vac	M22-LED230-W	28.75
	Red		M22-LED230-R	28.75
	Green		M22-LED230-G	28.75
	Blue		M22-LED230-B	28.75

M22-K10



Contact Blocks ^②

Terminal Type	Contact Configuration ^⑤ ⊖	Catalog Number	Price U.S. \$ ^⑦
Screw	NO	M22-K10	11.00
	NO, Early-Make	M22-K10P	12.10
	NC	M22-K01	11.00
	NC, Late-Break	M22-K01D	12.10
Spring-Cage	NO	M22-CK10	14.80
	NC	M22-CK01	14.80
	NC, Late-Break	M22-CK01D	15.80
	2NO	M22-CK20	29.50
	2NC	M22-CK02	29.50
	NO-NC	M22-CK11	29.50

Notes

- ① Maintained pushbuttons can be converted in the field to momentary operation by switching the locking ring, which is accessible through the side of the operator body.
- ② For complete listing of available button lenses, light units and contact blocks, see Accessories, Pages 67–72.
- ③ Minimum order quantity of (10).
- ④ When ordering, specify inscription per catalog number suffix from the symbols library (see Pages 85–92) into the Order Notes. For example, M22-XDL-R-ETCH; Order Notes: Mark with symbol X91, Line item #_.
- ⑤ Includes contact block mounting adapter.
- ⑥ All NC contact blocks are positively driven contact.
- ⑦ Discount Symbol: 1CD7.



47.4

Pushbuttons and Indicating Lights




M22 Modular Pushbuttons

Illuminated Pushbuttons, Extended, Momentary

Complete Devices

	Bezel	Button Color	Contact Block Configuration ^① ⊖	Light Unit Voltage	Catalog Number	Price U.S. \$ ^③
M22-DLH-R-K11-R 	Silver	Red	1NO/1NC	12–30 Vac/dc	M22-DLH-R-K11-R	63.00
			1NO/1NC	85–264 Vac	M22-DLH-R-K11-230R	63.00
		Green	2NO	12–30 Vac/dc	M22-DLH-G-K20-G	63.00
			2NO	85–264 Vac	M22-DLH-G-K20-230G	63.00
		White	2NO	12–30 Vac/dc	M22-DLH-W-K20-W	63.00
			2NO	85–264 Vac	M22-DLH-W-K20-230W	63.00
M22S-DLH-R-K11-R 	Black	Red	1NO/1NC	12–30 Vac/dc	M22S-DLH-R-K11-R	61.00
			1NO/1NC	85–264 Vac	M22S-DLH-R-K11-230R	61.00
		Green	2NO	12–30 Vac/dc	M22S-DLH-G-K20-G	61.00
			2NO	85–264 Vac	M22S-DLH-G-K20-230G	61.00
		White	2NO	12–30 Vac/dc	M22S-DLH-W-K20-W	61.00
			2NO	85–264 Vac	M22S-DLH-W-K20-230W	61.00

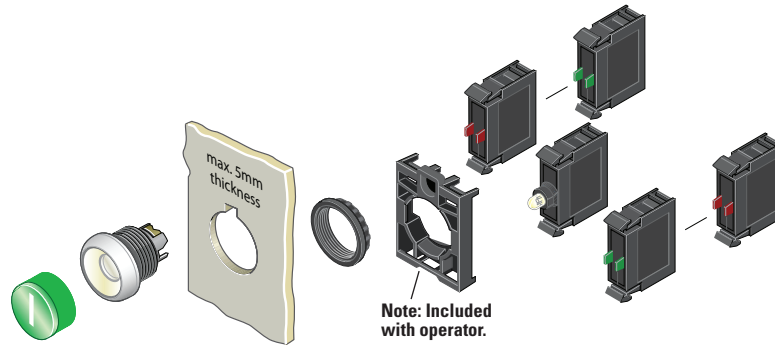
Operators Only ^②

	Bezel	Button Color	Catalog Number	Price U.S. \$ ^③
M22-DLH-R 	Silver	Red	M22-DLH-R	11.80
		Green	M22-DLH-G	11.80
		White	M22-DLH-W	11.80
		Blue	M22-DLH-B	11.80
		Yellow	M22-DLH-Y	11.80
M22S-DLH-R 	Black	Red	M22S-DLH-R	10.10
		Green	M22S-DLH-G	10.10
		White	M22S-DLH-W	10.10
		Blue	M22S-DLH-B	10.10
		Yellow	M22S-DLH-Y	10.10
M22-DGLH-R 	Silver Guarded	Red	M22-DGLH-R	20.00
		Green	M22-DGLH-G	20.00
		White	M22-DGLH-W	20.00
		Blue	M22-DGLH-B	20.00
		Yellow	M22-DGLH-Y	20.00

Notes

- ① All NC contact blocks are positively driven contact.
- ② Includes contact block mounting adapter.
- ③ Discount Symbol: **1CD7**.

Illuminated Pushbuttons, Extended, Momentary



Components

M22-XDH-R



Button Lenses ①

Color	Inscription	Catalog Number	Price U.S. \$ ⑥
Red	—	M22-XDLH-R ②	2.65
	Custom	M22-XDLH-R-ETCH ③	3.75
	STOP	M22-XDLH-R-GB0	3.75
	OFF	M22-XDLH-R-GB5	3.75
	Ⓞ	M22-XDLH-R-X0	3.75
Green	—	M22-XDLH-G ②	2.65
	Custom	M22-XDLH-G-ETCH ③	3.75
	START	M22-XDLH-G-GB1	3.75
	ON	M22-XDLH-G-GB6	3.75
	Ⓛ	M22-XDLH-G-X1	3.75
Blue	—	M22-XDLH-B ②	2.65
	Custom	M22-XDLH-B-ETCH ③	3.75
	RESET	M22-XDLH-B-GB14	3.75
	Ⓡ	M22-XDLH-B-X6	3.75
White	—	M22-XDLH-W ②	2.65
	Custom	M22-XDLH-W-ETCH ③	3.75
Yellow	—	M22-XDLH-Y ②	2.65
	Custom	M22-XDLH-Y-ETCH ③	3.75

Buttonless Operator

Bezel	Catalog Number ④	Price U.S. \$ ⑥
Silver	M22-DL-X	9.15

M22-DL-X



M22S-DL-X



Black	M22S-DL-X	7.50
-------	-----------	------

M22-DGL-X



Silver Guarded	M22-DGL-X	17.40
----------------	-----------	-------

M22-LED-W



Light Units ①

Terminal Type	LED Color	Light Unit Voltage	Catalog Number	Price U.S. \$ ⑥
Screw	White	12–30 Vac/dc	M22-LED-W	28.75
	Red		M22-LED-R	28.75
	Green		M22-LED-G	28.75
	Blue		M22-LED-B	28.75
Screw	White	85–264 Vac	M22-LED230-W	28.75
	Red		M22-LED230-R	28.75
	Green		M22-LED230-G	28.75
	Blue		M22-LED230-B	28.75

M22-K10



Contact Blocks ①

Terminal Type	Contact Configuration ⑤ ⊖	Catalog Number	Price U.S. \$ ⑥
Screw	NO	M22-K10	11.00
	NO, Early-Make	M22-K10P	12.10
	NC	M22-K01	11.00
	NC, Late-Break	M22-K01D	12.10
Spring-Cage	NO	M22-CK10	14.80
	NC	M22-CK01	14.80
	NC, Late-Break	M22-CK01D	15.80
	2NO	M22-CK20	29.50
	2NC	M22-CK02	29.50
	NO-NC	M22-CK11	29.50

Notes

- ① For complete listing of available button lenses, light units and contact blocks, see Accessories, Pages 67–72.
- ② Minimum order quantity of (10).
- ③ When ordering, specify inscription per catalog number suffix from the symbols library (see Pages 85–92) into the Order Notes. For example, M22-XDH-S-ETCH; Order Notes: Mark with symbol X91, Line item #_.
- ④ Includes contact block mounting adapter.
- ⑤ All NC contact blocks are positively driven contact.
- ⑥ Discount Symbol: 1CD7.

47.4

Pushbuttons and Indicating Lights

M22 Modular Pushbuttons

Illuminated Pushbuttons, Extended, Maintained ^①

Operators Only ^②

M22-DRLH-W



Bezel	Button Color	Catalog Number	Price U.S. \$ ^③
Silver	Red	M22-DRLH-R	18.20
	Green	M22-DRLH-G	18.20
	White	M22-DRLH-W	18.20
	Blue	M22-DRLH-B	18.20
	Yellow	M22-DRLH-Y	18.20

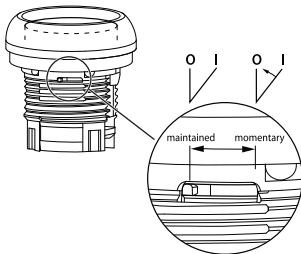
M22S-DRLH-W



Black	Red	M22S-DRLH-R	16.50
	Green	M22S-DRLH-G	16.50
	White	M22S-DRLH-W	16.50
	Blue	M22S-DRLH-B	16.50
	Yellow	M22S-DRLH-Y	16.50

Notes

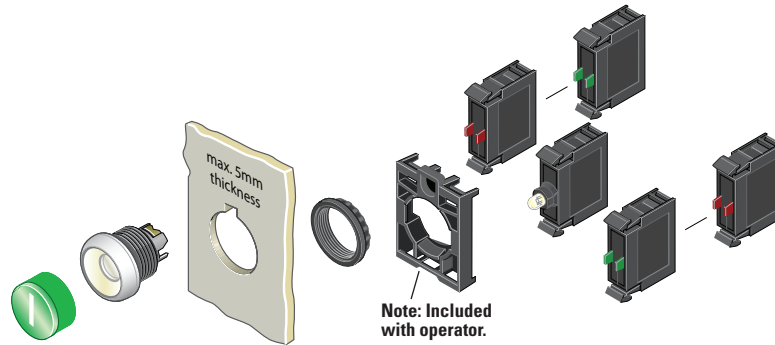
- ① Maintained pushbuttons can be converted in the field to momentary operation by switching the locking ring, which is accessible through the side of the operator body.
- ② Includes contact block mounting adapter
- ③ Discount Symbol: **1CD7**.



Note: This pilot device features a selectable function switch that enables the device to be set to either maintained or momentary operation.

M22 Modular Pushbuttons

Illuminated Pushbuttons, Extended, Maintained ^①



Components

M22-XDLH-W



Button Lenses ^②

Color	Inscription	Catalog Number	Price U.S. \$ ^⑦
Red	—	M22-XDLH-R ^③	2.65
	Custom	M22-XDLH-R-ETCH ^④	3.75
	STOP	M22-XDLH-R-GB0	3.75
	OFF	M22-XDLH-R-GB5	3.75
	Ⓞ	M22-XDLH-R-X0	3.75
Green	—	M22-XDLH-G ^③	2.65
	Custom	M22-XDLH-G-ETCH ^④	3.75
	START	M22-XDLH-G-GB1	3.75
	ON	M22-XDLH-G-GB6	3.75
	Ⓛ	M22-XDLH-G-X1	3.75
Blue	—	M22-XDLH-B ^③	2.65
	Custom	M22-XDLH-B-ETCH ^④	3.75
	RESET	M22-XDLH-B-GB14	3.75
White	—	M22-XDLH-W ^③	2.65
	Custom	M22-XDLH-W-ETCH ^④	3.75
Yellow	—	M22-XDLH-Y ^③	2.65
	Custom	M22-XDLH-Y-ETCH ^④	3.75

Buttonless Operator

Bezel	Catalog Number ^⑤	Price U.S. \$ ^⑦
Silver	M22-DRL-X	15.50

M22-DRL-X



M22S-DRL-X



Black	M22S-DRL-X	13.90
-------	-------------------	-------

M22-LED-W



Light Units ^②

Terminal Type	LED Color	Light Unit Voltage	Catalog Number	Price U.S. \$ ^⑦
Screw	White	12–30 Vac/dc	M22-LED-W	28.75
	Red		M22-LED-R	28.75
	Green		M22-LED-G	28.75
	Blue		M22-LED-B	28.75
Spring-Cage	White	85–264 Vac	M22-LED230-W	28.75
	Red		M22-LED230-R	28.75
	Green		M22-LED230-G	28.75
	Blue		M22-LED230-B	28.75

M22-K10



Contact Blocks ^②

Terminal Type	Contact Configuration ^⑥	Catalog Number	Price U.S. \$ ^⑦
Screw	NO	M22-K10	11.00
	NO, Early-Make	M22-K10P	12.10
	NC	M22-K01	11.00
Spring-Cage	NC, Late-Break	M22-K01D	12.10
	NO	M22-CK10	14.80
	NC	M22-CK01	14.80
	NC, Late-Break	M22-CK01D	15.80
	2NO	M22-CK20	29.50
	2NC	M22-CK02	29.50
	NO-NC	M22-CK11	29.50

Notes

- ① Maintained pushbuttons can be converted in the field to momentary operation by switching the locking ring, which is accessible through the side of the operator body.
- ② For complete listing of available button lenses, light units and contact blocks, see Accessories, **Pages 67–72**.
- ③ Minimum order quantity of (10).
- ④ When ordering, specify inscription per catalog number suffix from the symbols library (see **Pages 85–92**) into the Order Notes. For example, M22-XDLH-S-ETCH; Order Notes: Mark with symbol X91, Line item #_.
- ⑤ Includes contact block mounting adapter.
- ⑥ All NC contact blocks are positively driven contact.
- ⑦ Discount Symbol: **1CD7**.

47.4

Pushbuttons and Indicating Lights

M22 Modular Pushbuttons

Indicating Lights

Product Description

Eaton's M22 indicating lights use the combination of a durable, bright LED unit and modern lenses designed specifically for this type of LED to create a bright and visible indicating light.

As with the pushbuttons, the indicating light lenses can be laser engraved. Indicating lights can be ordered as complete devices, including lens and LED unit, or as modular components.

Features

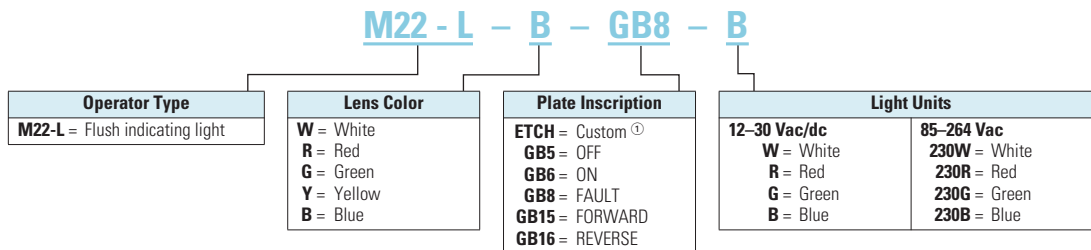
- Customizable laser engraving on all lenses
- LED offering only for improved brightness quality and up to 100,000 hours of operation
- Lenses designed specifically for LED illumination
- Modular construction makes assembly fast and simplifies stocking of components and complete devices
- Capable of communicating via ASi protocol with ASi adapter modules

Protection Type

- IP67, IP69K
- NEMA 4X, 13

Catalog Number Selection

Indicating Lights



^① When ordering, specify inscription per catalog number suffix from the symbols library (see **Pages 85–92**) into the Order Notes. For example, M22-L-B-ETCH; Order Notes: Mark with symbol X91, Line item #_.

Note: Light unit should match color of lens. Use white light unit with yellow lens.

Note: Catalog Number Selection is for illustrative purposes only and not to be used to create new catalog numbers.

47

Product Selection

Indicating Lights, Flush

M22-L-R-R



Complete Devices

Lens Color	Light Color	Light Unit Voltage	Catalog Number	Price U.S. \$ ^②
White	White	12–30 Vac/dc	M22-L-W-W	40.50
Red	Red		M22-L-R-R	40.50
Green	Green		M22-L-G-G	40.50
Yellow	White		M22-L-Y-W	40.50
Blue	Blue		M22-L-B-B	40.50
White	White	85–264 Vac	M22-L-W-230W	40.50
Red	Red		M22-L-R-230R	40.50
Green	Green		M22-L-G-230G	40.50
Yellow	White		M22-L-Y-230W	40.50
Blue	Blue		M22-L-B-230B	40.50

M22-L-R



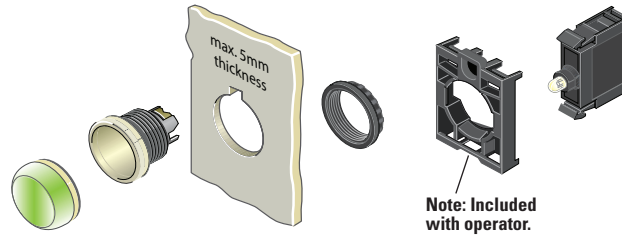
Operators Only ^①

Lens Color	Catalog Number	Price U.S. \$ ^②
White	M22-L-W	11.80
Red	M22-L-R	11.80
Green	M22-L-G	11.80
Yellow	M22-L-Y	11.80
Blue	M22-L-B	11.80

Notes

- ^① Includes contact block mounting adapter.
- ^② Discount Symbol: **1CD7**.

Indicating Lights, Flush



Components

M22-XL-R



Lenses ①

Color	Inscription	Catalog Number	Price U.S. \$ ⑤
Red	—	M22-XL-R ②	7.25
	Custom	M22-XL-R-ETCH ③	8.35
	OFF	M22-XL-R-GB5	8.35
Green	—	M22-XL-G ②	7.25
	Custom	M22-XL-G-ETCH ③	8.35
	ON	M22-XL-G-GB6	8.35
	REVERSE	M22-XL-G-GB16	8.35
Blue	—	M22-XL-B ②	7.25
	Custom	M22-XL-B-ETCH ③	8.35
	FAULT	M22-XL-B-GB8	8.35
White	—	M22-XL-W ②	7.25
	Custom	M22-XL-W-ETCH ③	8.35
	OFF	M22-XL-W-GB5	8.35
	ON	M22-XL-W-GB6	8.35
	FAULT	M22-XL-W-GB8	8.35
Yellow	—	M22-XL-Y ②	7.25
	Custom	M22-XL-Y-ETCH ③	8.35

M22-LED-W



Light Units ①④

Terminal Type	LED Color	Light Unit Voltage	Catalog Number	Price U.S. \$ ⑤
Screw	White	12–30	M22-LED-W	28.75
	Red	Vac/dc	M22-LED-R	28.75
	Green		M22-LED-G	28.75
	Blue		M22-LED-B	28.75
Screw	White	85–264	M22-LED230-W	28.75
	Red	Vac	M22-LED230-R	28.75
	Green		M22-LED230-G	28.75
	Blue		M22-LED230-B	28.75

Notes

- ① For complete listing of available lenses and light units, see Accessories, Pages 67–72.
- ② Minimum order quantity of (10).
- ③ When ordering, specify inscription per catalog number suffix from the symbols library (see Pages 85–92) into the Order Notes. For example, M22-XL-R-ETCH; Order Notes: Mark with symbol X91, Line item #__.
- ④ Select the same color LED element as lens color; for yellow lens, choose a white LED.
- ⑤ Discount Symbol: 1CD7.

M22-L-X



Lensless Indicating Light

Catalog Number	Price U.S. \$ ⑤
M22-L-X	4.45

47.4

Pushbuttons and Indicating Lights

M22 Modular Pushbuttons

Emergency Stops

Product Description

Eaton's M22 emergency stops are a durable and reliable solution to a variety of e-stop applications. With standard push-pull, as well as twist-to-release and key-release, illuminated options and red or black operators,

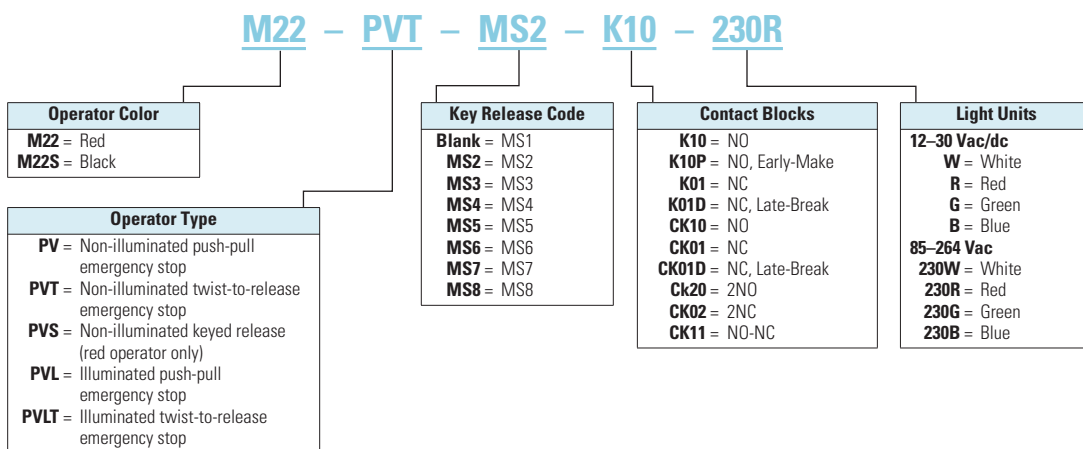
the M22 e-stop is a robust solution. As with all operators, they can be ordered as a ready to install complete device or as modular components for the perfect fit.

Features

- Push-pull and twist to release options available as well as illuminated and keyed release
 - LED offering only for improved brightness quality and up to 100,000 hours of operation
 - More than 100,000 mechanical operations
 - Capable of communicating via ASi protocol with ASi adapter modules
- Protection Type**
- IP67, IP69K (IP66 key-release)
 - NEMA 4X, 13

Catalog Number Selection

Emergency Stops



47

Note: Catalog Number Selection is for illustrative purposes only and not to be used to create new catalog numbers.

Product Selection

Non-Illuminated Emergency Stops

M22-PV-K01



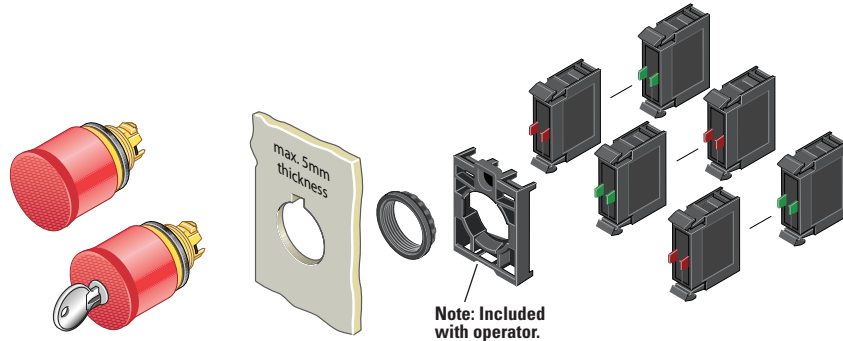
Complete Devices

Type	Color	Contact Block Configuration ^①	Catalog Number	Price U.S. \$ ^②
Push-Pull	Red	NC	M22-PV-K01	33.75
		2NC	M22-PV-K02	44.75
		1NO-2NC	M22-PV-K12	55.50
Twist-to-Release	Red	NC	M22-PVT-K01	51.50
		2NC	M22-PVT-K02	63.00
		1NO-2NC	M22-PVT-K12	73.00
Key Release	Red	NC	M22-PVS-K01	85.00
		2NC	M22-PVS-K02	95.50
		1NO-2NC	M22-PVS-K12	106.00

Note

- ① All NC contact blocks are positively driven contact.
- ② Discount Symbol: **1CD7**.

Non-Illuminated Emergency Stops



Components

Operators Only ^①

Type	Color	Catalog Number	Price U.S. \$ ^⑦
M22-PV	Red	M22-PV	22.70
	Black	M22S-PV	22.70



M22S-PVT	Twist-to-Release	Red	M22-PVT	40.50
		Black	M22S-PVT	40.50
M22-PVS	Key Release ^④	Red	M22-PVS ^⑤	74.00
			M22-PVS-MS2	74.00
			M22-PVS-MS3	74.00
			M22-PVS-MS4	74.00
			M22-PVS-MS5	74.00
			M22-PVS-MS6	74.00
			M22-PVS-MS7	74.00
			M22-PVS-MS8	74.00



Terminal Type	Contact Configuration ^③	Catalog Number	Price U.S. \$ ^⑦
Screw	NO	M22-K10	11.00
	NO, Early-Make	M22-K10P	12.10
	NC	M22-K01	11.00
	NC, Late-Break	M22-K01D	12.10
Spring-Cage	NO	M22-CK10	14.80
	NC	M22-CK01	14.80
	NC, Late-Break	M22-CK01D	15.80
	2NO	M22-CK20	29.50
	2NC	M22-CK02	29.50
	NO-NC	M22-CK11	29.50



Contact Blocks ^②

M22-ES-MS1



Extra Keys ^⑥

For Key Code	Catalog Number	Price U.S. \$ ^⑦
MS1	M22-ES-MS1	4.85
MS2	M22-ES-MS2	5.85
MS3	M22-ES-MS3	5.85
MS4	M22-ES-MS4	5.85
MS5	M22-ES-MS5	5.85
MS6	M22-ES-MS6	5.85
MS7	M22-ES-MS7	5.85
MS8	M22-ES-MS8	5.85

Accessories

Description	Catalog Number	Price U.S. \$ ^⑦	
M22-XGWK	Guard Ring	M22-XGWK	12.40
M22-XGPV	Yellow Guard Ring	M22-XGPV	17.90
M22G-XGPV	Gray Guard Ring	M22G-XGPV	17.90
M22-PL-PV	Sealing Shroud	M22-PL-PV	24.20

Notes

- ① Includes contact block mounting adapter.
- ② For complete listing of available contact blocks, see Accessories, Pages 67–72.
- ③ All NC contact blocks are positively driven contact.
- ④ Key included. For identical locks and keys, use the same key code. One key is included with actuator; additional keys are available as accessories.
- ⑤ Includes Key Code MS1.
- ⑥ For use with key release operators only. One key included with operator.
- ⑦ Discount Symbol: **1CD7**.

Illuminated Emergency Stops

M22-PVL-K01-R

Complete Devices

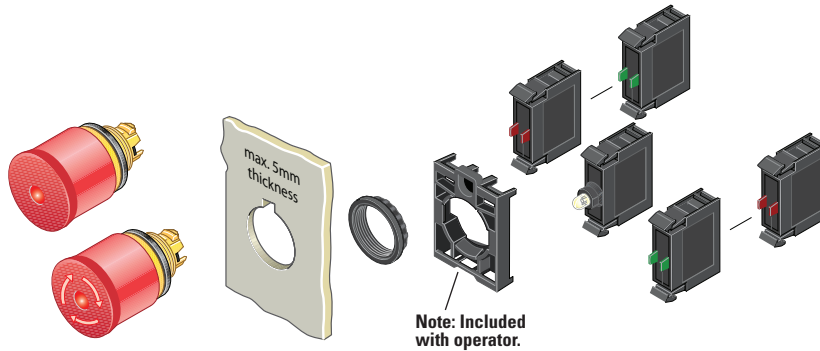


Type	Button Color	LED Color	Contact Block Configuration ^① ⊖	Light Unit Voltage	Catalog Number	Price U.S. \$ ^②
Push-Pull	Red	Red	NC	12–30 Vac/dc	M22-PVL-K01-R	63.00
			2NC	12–30 Vac/dc	M22-PVL-K02-R	74.00
			1NO-2NC	12–30 Vac/dc	M22-PVL-K12-R	84.00
			NC	85–264 Vac	M22-PVL-K01-230R	63.00
			2NC	85–264 Vac	M22-PVL-K02-230R	74.00
			1NO-2NC	85–264 Vac	M22-PVL-K12-230R	84.00
Twist-to-Release			NC	12–30 Vac/dc	M22-PVLT-K01-R	80.50
			2NC	12–30 Vac/dc	M22-PVLT-K02-R	91.50
			1NO-2NC	12–30 Vac/dc	M22-PVLT-K12-R	102.00
			NC	85–264 Vac	M22-PVLT-K01-230R	80.50
			2NC	85–264 Vac	M22-PVLT-K02-230R	91.50
			1NO-2NC	85–264 Vac	M22-PVLT-K12-230R	102.00

Note

- ① All NC contact blocks are positively driven contact.
- ② Discount Symbol: **1CD7**.

Illuminated Emergency Stops



Components

Operators Only ①

Type	Color	Catalog Number	Price U.S. \$ ④
M22-PVL	Red	M22-PVL	51.50
	Black	M22S-PVL	51.50
M22S-PVLT	Red	M22-PVLT	69.50
	Black	M22S-PVLT	69.50

M22-K10



Contact Blocks ②

Terminal Type	Contact Configuration ③	Catalog Number	Price U.S. \$ ④
Screw	NO	M22-K10	11.00
	NO, Early-Make	M22-K10P	12.10
	NC	M22-K01	11.00
Spring-Cage	NC, Late-Break	M22-K01D	12.10
	NO	M22-CK10	14.80
	NC	M22-CK01	14.80
	NC, Late-Break	M22-CK01D	15.80
	2NO	M22-CK20	29.50
	2NC	M22-CK02	29.50
	NO-NC	M22-CK11	29.50

M22-LED-W



Light Units ②

Terminal Type	LED Color	Light Unit Voltage	Catalog Number	Price U.S. \$ ④
Screw	White	12–30 Vac/dc	M22-LED-W	28.75
	Red	12–30 Vac/dc	M22-LED-R	28.75
Screw	White	85–264 Vac	M22-LED230-W	28.75
	Red	85–264 Vac	M22-LED230-R	28.75
Screw	White	207–264 Vac	M22-LED230H-W	28.75
	Red	207–264 Vac	M22-LED230H-R	28.75

Accessories

M22-XGWK



Description	Catalog Number	Price U.S. \$ ④
Guard Ring	M22-XGWK	12.40

M22-XGPV



Yellow Guard Ring	M22-XGPV	17.90
-------------------	----------	-------

M22G-XGPV



Gray Guard Ring	M22G-XGPV	17.90
-----------------	-----------	-------

M22-PL-PV



Sealing Shroud	M22-PL-PV	24.20
----------------	-----------	-------

Notes

- ① Includes contact block mounting adapter.
- ② For complete listing of available light units and contact blocks, see Accessories, Pages 67–72.
- ③ All NC contact blocks are positively driven contact.
- ④ Discount Symbol: 1CD7.

Selector Switches



Contents

Description

Page

Selector Switches	
Non-Illuminated Switches	33
Illuminated Switches	38
Key Operated	42

Selector Switches

Product Description

Eaton's M22 selector switch line offers an almost endless variety of options in maintained/momentary, key-removal and illuminated devices. The coding adapters used for maintained/momentary and key removal positions make the M22 stand out from competitive devices. By simply adding or removing a coding adapter from inside the operator, the end-user can change the function of the button. Operator options include standard knob, rotary head, illuminated and keyed versions. As with all operators, they can be ordered as a ready to install complete device or as modular components to meet application specific requirements.

Features

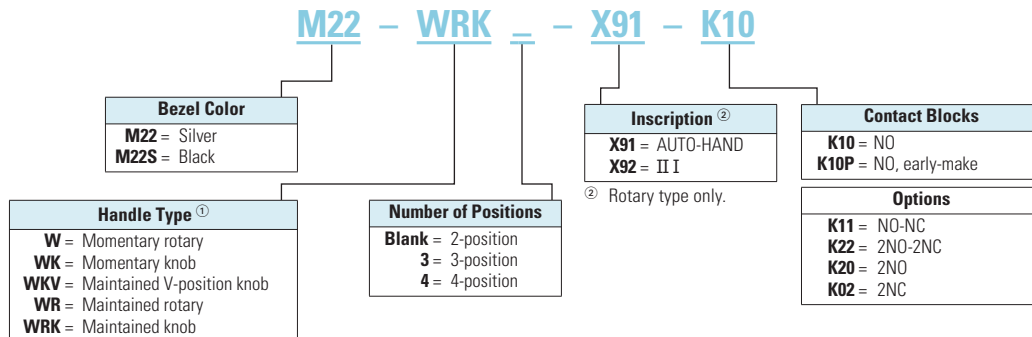
- Adding or removing coding adapters allows for field convertibility of maintained/momentary and key removal positions
- LED offering only for improved brightness quality and up to 100,000 hours of operation
- More than 100,000 mechanical operations
- Coding adapter options make assembly fast and simplify stocking of different configurations of selector switches
- Capable of communicating via ASi protocol with ASi adapter modules

Protection Type

- IP66
- NEMA 4X, 13

Catalog Number Selection

Non-Illuminated Selector Switches



^① All momentary selector switches can be converted in the field to maintained operation with the removal of a color-coded adapter.

^② Rotary type only.

Note: Catalog Number Selection is for illustrative purposes only and not to be used to create new catalog numbers.

47.4

Pushbuttons and Indicating Lights

M22 Modular Pushbuttons

Product Selection

Non-Illuminated Selector Switches

M22-WKV-K10

Complete Devices, Knob Type ^①



Type	Switching Position	Bezel	Contact Block Configuration ^②	⊖	Catalog Number	Price U.S. \$ ^③
2-Position	Maintained 	Silver	NO		M22-WRK-K10	27.00
			1NO-1NC		M22-WRK-K11	38.00
			2NO-2NC		M22-WRK-K22	60.00
		Black	NO		M22S-WRK-K10	23.50
			1NO-1NC		M22S-WRK-K11	34.75
			2NO-2NC		M22S-WRK-K22	57.00
	Maintained V 	Silver	NO		M22-WKV-K10	25.25
			1NO-1NC		M22-WKV-K11	36.25
			2NO-2NC		M22-WKV-K22	58.50
		Black	NO		M22S-WKV-K10	23.50
			1NO-1NC		M22S-WKV-K11	34.75
			2NO-2NC		M22S-WKV-K22	57.00
3-Position	Maintained 	Silver	2NO		M22-WRK3-K20	36.25
			2NO-2NC		M22-WRK3-K22	58.50
			Black	2NO		M22S-WRK3-K20
		2NO-2NC		M22S-WRK3-K22	57.00	

Notes

- ① Includes contact block mounting adapter.
- ② All NC contact blocks are positively driven contact.
- ③ Discount Symbol: **1CD7**.








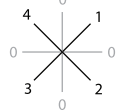
Non-Illuminated Selector Switches

Components

M22-WK



Operators Only, Knob Type ^①

Type	Switching Position	Bezel	Catalog Number	Price U.S. \$ ^③
2-Position	Momentary ^② 	Silver	M22-WK	18.60
		Black	M22S-WK	17.00
	Maintained 	Silver	M22-WRK	14.20
		Black	M22S-WRK	12.60
	Maintained V 	Silver	M22-WKV	14.20
		Black	M22S-WKV	12.60
3-Position	Momentary ^② 	Silver	M22-WK3	18.60
		Black	M22S-WK3	17.00
	Maintained 	Silver	M22-WRK3	14.20
		Black	M22S-WRK3	12.60
	Maintained, Return from Left 	Silver	M22-WRK3-2	18.60
		Black	M22S-WRK3-2	17.00
	Maintained, Return from Right 	Silver	M22-WRK3-1	18.60
		Black	M22S-WRK3-1	17.00
4-Position	Maintained 	Silver	M22-WRK4	47.75
		Black	M22S-WRK4	46.25

Notes

- ① Includes contact block mounting adapter.
- ② Momentary selector switches can be converted in the field to maintained operation with the removal of a color coded adapter. See **Page 74**.
- ③ Discount Symbol: **1CD7**.

47.4

Pushbuttons and Indicating Lights

M22 Modular Pushbuttons

Non-Illuminated Selector Switches

Components

M22S-WR3-X94

Operators Only, Rotary Type ^①

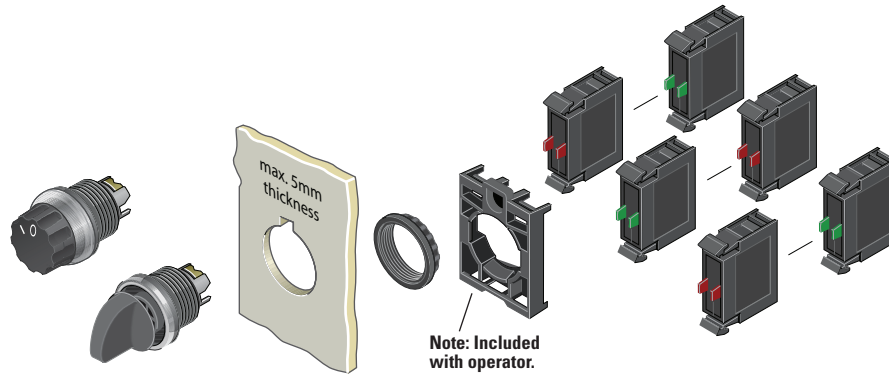


Type	Switching Position	Bezel	Inscription	Catalog Number	Price U.S. \$ ^④
2-Position	Momentary ^②	Silver	I-O	M22-W	21.30
		Black	I-O	M22S-W	19.70
	Maintained	Silver	I-O	M22-WR	17.00
			Custom	M22-WR-ETCH ^③	17.00
			AUTO-HAND	M22-WR-X91	17.00
			II-I	M22-WR-X92	17.00
		Black	I-O	M22S-WR	15.30
			Custom	M22S-WR-ETCH ^③	15.30
			AUTO-HAND	M22S-WR-X91	15.30
			II-I	M22S-WR-X92	15.30
3-Position	Momentary ^②	Silver	I-O-II	M22-W3	21.30
		Black	I-O-II	M22S-W3	19.70
	Maintained	Silver	I-O-II	M22-WR3	14.40
			Custom	M22-WR3-ETCH ^③	15.40
		Black	AUTO-O-MAN	M22-WR3-X94	15.40
			I-O-II	M22S-WR3	12.90
4-Position	Maintained	Silver	0-1-0-2-0-3-0-4	M22-WR4	49.50
		Black	0-1-0-2-0-3-0-4	M22S-WR4	47.75

Notes

- ① Includes contact block mounting adapter.
- ② Momentary selector switches can be converted in the field to maintained operation with the removal of a color coded adapter. See **Page 74**.
- ③ When ordering, specify inscription per catalog number suffix from the symbols library (see **Pages 85–92**) into the Order Notes. For example, M22-WR3-ETCH; Order Notes: Mark with symbol X88, Line item #_.
- ④ Discount Symbol: **1CD7**.

Non-Illuminated Selector Switches



Components

M22-K10



Contact Blocks ①

Terminal Type	Contact Configuration ②	Catalog Number	Price U.S. \$ ⑤
Screw	NO	M22-K10	11.00
	NO, Early-Make	M22-K10P	12.10
	NC	M22-K01	11.00
	NC, Late-Break	M22-K01D	12.10
Spring-Cage	NO	M22-CK10	14.80
	NC	M22-CK01	14.80
	NC, Late-Break	M22-CK01D	15.80
	2NO	M22-CK20	29.50
	2NC	M22-CK02	29.50
	NO-NC	M22-CK11	29.50

Accessories

Description	Catalog Number	Price U.S. \$ ⑤
Plunger Bridge ③	M22-XW	4.40
Key Cover	M22-XWS	11.00
Key Withdraw Adapter ④	M22-XC-R	4.40
Coding Adapter	M22-XC-Y	4.40

Notes

- ① For complete listing of available contact blocks, see Accessories, Pages 67–72.
- ② All NC contact blocks are positively driven contact.
- ③ Plunger needed to actuate center-mounted contact blocks. Used for non-illuminated 3-position selector switches only.
- ④ Enables a keyed selector switch to be set to user-selected key withdraw position.
- ⑤ Discount Symbol: **1CD7**.

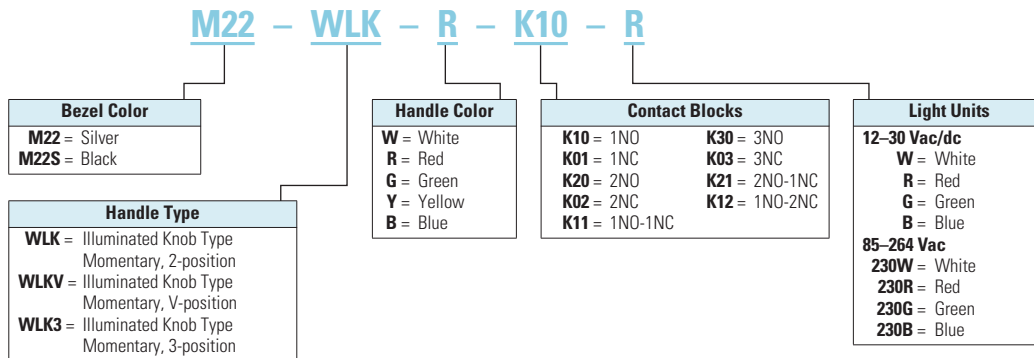
47.4

Pushbuttons and Indicating Lights

M22 Modular Pushbuttons

Catalog Number Selection

Illuminated Selector Switches



Note: Catalog Number Selection is for illustrative purposes only and not to be used to create new catalog numbers.

Product Selection

Illuminated Selector Switches

Components

M22-WLK-W



Operators Only, Knob Type ①

Type	Switching Position	Bezel	Button Color	Catalog Number	Price U.S. \$ ③
2-Position	Momentary ② 	Silver	White	M22-WLK-W	25.25
			Red	M22-WLK-R	25.25
			Green	M22-WLK-G	25.25
			Yellow	M22-WLK-Y	25.25
			Blue	M22-WLK-B	25.25
		Black	White	M22S-WLK-W	23.50
			Red	M22S-WLK-R	23.50
			Green	M22S-WLK-G	23.50
			Yellow	M22S-WLK-Y	23.50
			Blue	M22S-WLK-B	23.50
	Maintained 	Silver	White	M22-WRLK-W	20.80
			Red	M22-WRLK-R	20.80
			Green	M22-WRLK-G	20.80
			Yellow	M22-WRLK-Y	20.80
			Blue	M22-WRLK-B	20.80
		Black	White	M22S-WRLK-W	19.10
			Red	M22S-WRLK-R	19.10
			Green	M22S-WRLK-G	19.10
			Yellow	M22S-WRLK-Y	19.10
			Blue	M22S-WRLK-B	19.10
Maintained V 	Silver	White	M22-WLKV-W	20.80	
		Red	M22-WLKV-R	20.80	
		Green	M22-WLKV-G	20.80	
		Yellow	M22-WLKV-Y	20.80	
		Blue	M22-WLKV-B	20.80	
	Black	White	M22S-WLKV-W	19.10	
		Red	M22S-WLKV-R	19.10	
		Green	M22S-WLKV-G	19.10	
		Yellow	M22S-WLKV-Y	19.10	
		Blue	M22S-WLKV-B	19.10	

Notes

- ① Includes contact block mounting adapter.
- ② Momentary selector switches can be converted in the field to maintained operation with the removal of a color coded adapter. See **Page 74**.
- ③ Discount Symbol: **1CD7**.





Illuminated Selector Switches

Components

M22-WLK3-W



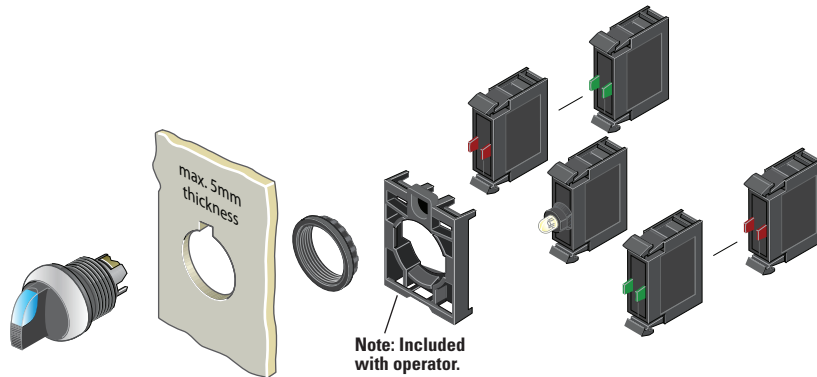
Operators Only, Knob Type ^①

Type	Switching Position	Bezel	Button Color	Catalog Number	Price U.S. \$ ^③
3-Position	Momentary ^② 	Silver	White	M22-WLK3-W	25.25
			Red	M22-WLK3-R	25.25
			Green	M22-WLK3-G	25.25
			Yellow	M22-WLK3-Y	25.25
			Blue	M22-WLK3-B	25.25
			Black	M22S-WLK3-W	23.50
		Black	White	M22S-WLK3-R	23.50
			Red	M22S-WLK3-G	23.50
			Green	M22S-WLK3-Y	23.50
			Yellow	M22S-WLK3-B	23.50
			Blue	M22S-WLK3-W	20.80
			Maintained 	Silver	White
	Red	M22-WRLK3-R			20.80
	Green	M22-WRLK3-G			20.80
	Yellow	M22-WRLK3-Y			20.80
	Blue	M22-WRLK3-B			20.80
	Black	M22S-WRLK3-W			19.10
	Black	White		M22S-WRLK3-R	19.10
		Red		M22S-WRLK3-G	19.10
		Green		M22S-WRLK3-Y	19.10
		Yellow		M22S-WRLK3-B	19.10
		Blue		M22S-WRLK3-W	25.25
		Maintained, Return from Right 		Silver	White
	Red		M22-WRLK3-1-R		25.25
Green	M22-WRLK3-1-G		25.25		
Yellow	M22-WRLK3-1-Y		25.25		
Blue	M22-WRLK3-1-B		25.25		
Black	M22S-WRLK3-1-W		23.50		
Black	White		M22S-WRLK3-1-R	23.50	
	Red		M22S-WRLK3-1-G	23.50	
	Green		M22S-WRLK3-1-Y	23.50	
	Yellow		M22S-WRLK3-1-B	23.50	
	Blue		M22-WRLK3-2-W	25.25	
	Maintained, Return from Left 		Silver	White	M22-WRLK3-2-W
Red		M22-WRLK3-2-R		25.25	
Green		M22-WRLK3-2-G		25.25	
Yellow		M22-WRLK3-2-Y		25.25	
Blue		M22-WRLK3-2-B		25.25	
Black		M22S-WRLK3-2-W		23.50	
Black		White	M22S-WRLK3-2-R	23.50	
		Red	M22S-WRLK3-2-G	23.50	
		Green	M22S-WRLK3-2-Y	23.50	
		Yellow	M22S-WRLK3-2-B	23.50	
		Blue	M22S-WRLK3-2-W	23.50	
		Blue	M22S-WRLK3-2-B	23.50	

Notes

- ^① Includes contact block mounting adapter.
- ^② Momentary selector switches can be converted in the field to maintained operation with the removal of a color coded adapter. See **Page 74**.
- ^③ Discount Symbol: **1CD7**.

Illuminated Selector Switches



M22-LED-W



Light Units ①⑤

Terminal Type	LED Color	Light Unit Voltage	Catalog Number	Price U.S. \$ ⑥
Screw	White	12–30 Vac/dc	M22-LED-W	28.75
	Red		M22-LED-R	28.75
	Green		M22-LED-G	28.75
	Blue		M22-LED-B	28.75
Screw	White	85–264 Vac	M22-LED230-W	28.75
	Red		M22-LED230-R	28.75
	Green		M22-LED230-G	28.75
	Blue		M22-LED230-B	28.75

Accessories

Description	Catalog Number	Price U.S. \$ ⑥
M22-XW Plunger Bridge ②	M22-XW	4.40
M22-XWS Key Cover	M22-XWS	11.00
M22-XC-R Key Withdraw Adapter ④	M22-XC-R	4.40
M22-XC-Y Coding Adapter	M22-XC-Y	4.40

M22-K10



Contact Blocks ①

Terminal Type	Contact Configuration ③ ⊖	Catalog Number	Price U.S. \$ ⑥
Screw	NO	M22-K10	11.00
	NO, Early-Make	M22-K10P	12.10
	NC	M22-K01	11.00
	NC, Late-Break	M22-K01D	12.10
Spring-Cage	NO	M22-CK10	14.80
	NC	M22-CK01	14.80
	NC, Late-Break	M22-CK01D	15.80
	2NO	M22-CK20	29.50
	2NC	M22-CK02	29.50
	NO-NC	M22-CK11	29.50

Notes

- ① For complete listing of available light units and contact blocks, see Accessories, Pages 67–72.
- ② Plunger needed to actuate center-mounted contact blocks. Used for non-illuminated 3-position selector switches only.
- ③ All NC contact blocks are positively driven contact.
- ④ Enables a keyed selector switch to be set to user-selected key withdraw position.
- ⑤ Select the same color LED element as lens color; for yellow lens, choose a white LED.
- ⑥ Discount Symbol: 1CD7.

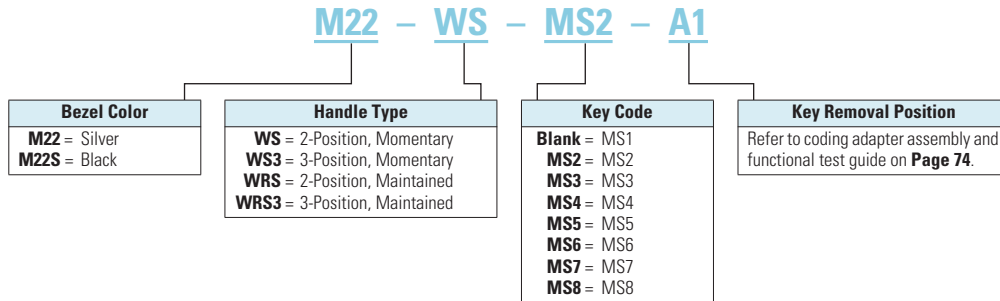
47.4

Pushbuttons and Indicating Lights

M22 Modular Pushbuttons

Catalog Number Selection

Key-Operated Selector Switches



Note: Catalog Number Selection is for illustrative purposes only and not to be used to create new catalog numbers.

Product Selection

Key-Operated Selector Switches ^{①②}

Components

M22-WS



Operators Only ^③

Type	Switching Position	Bezel	Key Removal Position	Key Code	Catalog Number	Price U.S. \$ ^⑤
2-Position	Momentary ^④	Silver	Return from Right, Key Removable Left	MS1	M22-WS	59.00
				MS2	M22-WS-MS2	59.00
				MS3	M22-WS-MS3	59.00
				MS4	M22-WS-MS4	59.00
				MS5	M22-WS-MS5	59.00
				MS6	M22-WS-MS6	59.00
				MS7	M22-WS-MS7	59.00
				MS8	M22-WS-MS8	59.00
	Black		Return from Right, Key Removable Left	MS1	M22S-WS	57.50
				MS2	M22S-WS-MS2	57.50
				MS3	M22S-WS-MS3	57.50
				MS4	M22S-WS-MS4	57.50
				MS5	M22S-WS-MS5	57.50
				MS6	M22S-WS-MS6	57.50
				MS7	M22S-WS-MS7	57.50
				MS8	M22S-WS-MS8	57.50



Notes

- ① Includes 1 key.
- ② Key removal positions can be modified in the field using coding adapters; see chart on **Page 74**.
- ③ Includes contact block mounting adapter.
- ④ Momentary selector switches can be converted in the field to maintained operation with the removal of a color coded adapter. See **Page 74**.
- ⑤ Discount Symbol: **1CD7**.

Key-Operated Selector Switches ^{①②}

Components

Operators Only, Continued ^③

	Type	Switching Position	Bezel	Key Removal Position	Key Code	Catalog Number	Price U.S. \$ ^⑤	
	2-Position	Maintained	Silver	Key Removable Left	MS1	M22-WRS-A1	54.50	
					MS2	M22-WRS-MS2-A1	54.50	
					MS3	M22-WRS-MS3-A1	54.50	
					MS4	M22-WRS-MS4-A1	54.50	
					MS5	M22-WRS-MS5-A1	54.50	
					MS6	M22-WRS-MS6-A1	54.50	
					MS7	M22-WRS-MS7-A1	54.50	
					MS8	M22-WRS-MS8-A1	54.50	
				Key Removable Left/Right	MS1	M22-WRS	54.50	
					MS2	M22-WRS-MS2	54.50	
					MS3	M22-WRS-MS3	54.50	
					MS4	M22-WRS-MS4	54.50	
					MS5	M22-WRS-MS5	54.50	
					MS6	M22-WRS-MS6	54.50	
					MS7	M22-WRS-MS7	54.50	
					MS8	M22-WRS-MS8	54.50	
			Black	Key Removable Left	MS1	M22S-WRS-A1	53.00	
					MS2	M22S-WRS-MS2-A1	53.00	
					MS3	M22S-WRS-MS3-A1	53.00	
					MS4	M22S-WRS-MS4-A1	53.00	
					MS5	M22S-WRS-MS5-A1	53.00	
					MS6	M22S-WRS-MS6-A1	53.00	
					MS7	M22S-WRS-MS7-A1	53.00	
					MS8	M22S-WRS-MS8-A1	53.00	
Key Removable Left/Right	MS1	M22S-WRS		53.00				
	MS2	M22S-WRS-MS2		53.00				
	MS3	M22S-WRS-MS3		53.00				
	MS4	M22S-WRS-MS4		53.00				
	MS5	M22S-WRS-MS5		53.00				
	MS6	M22S-WRS-MS6		53.00				
	MS7	M22S-WRS-MS7		53.00				
	MS8	M22S-WRS-MS8		53.00				
	3-Position	Momentary ^④	Silver	Return From Left/Right, Key Removable Center	MS1	M22-WS3	59.00	
					MS2	M22-WS3-MS2	59.00	
					MS3	M22-WS3-MS3	59.00	
					MS4	M22-WS3-MS4	59.00	
					MS5	M22-WS3-MS5	59.00	
					MS6	M22-WS3-MS6	59.00	
					MS7	M22-WS3-MS7	59.00	
					MS8	M22-WS3-MS8	59.00	
				Black	Return From Left/Right, Key Removable Center	MS1	M22S-WS3	57.50
						MS2	M22S-WS3-MS2	57.50
						MS3	M22S-WS3-MS3	57.50
						MS4	M22S-WS3-MS4	57.50
						MS5	M22S-WS3-MS5	57.50
						MS6	M22S-WS3-MS6	57.50
						MS7	M22S-WS3-MS7	57.50
						MS8	M22S-WS3-MS8	57.50



Notes

- ① Includes 1 key.
- ② Key removal positions can be modified in the field using coding adapters; see chart on **Page 74**.
- ③ Includes contact block mounting adapter.
- ④ Momentary selector switches can be converted in the field to maintained operation with the removal of a color coded adapter. See **Page 74**.
- ⑤ Discount Symbol: **1CD7**.

47.4

Pushbuttons and Indicating Lights

M22 Modular Pushbuttons


Key-Operated Selector Switches ^{①②}

Components

M22-WS3-X93



Operators Only, Continued ^③

Type	Switching Position	Bezel	Key Removal Position	Key Code	Catalog Number	Price U.S. \$ ^④
3-Position	Maintained 	Silver	Key Removable Center	MS1	M22-WRS3-A1	54.50
				MS2	M22-WRS3-MS2-A1	54.50
				MS3	M22-WRS3-MS3-A1	54.50
				MS4	M22-WRS3-MS4-A1	54.50
				MS5	M22-WRS3-MS5-A1	54.50
				MS6	M22-WRS3-MS6-A1	54.50
				MS7	M22-WRS3-MS7-A1	54.50
				MS8	M22-WRS3-MS8-A1	54.50
			Key Removable Center/Left	MS1	M22-WRS3-A2	54.50
				MS2	M22-WRS3-MS2-A2	54.50
				MS3	M22-WRS3-MS3-A2	54.50
				MS4	M22-WRS3-MS4-A2	54.50
				MS5	M22-WRS3-MS5-A2	54.50
				MS6	M22-WRS3-MS6-A2	54.50
				MS7	M22-WRS3-MS7-A2	54.50
				MS8	M22-WRS3-MS8-A2	54.50
			Key Removable Center/Right	MS1	M22-WRS3-A3	54.50
				MS2	M22-WRS3-MS2-A3	54.50
				MS3	M22-WRS3-MS3-A3	54.50
				MS4	M22-WRS3-MS4-A3	54.50
				MS5	M22-WRS3-MS5-A3	54.50
				MS6	M22-WRS3-MS6-A3	54.50
				MS7	M22-WRS3-MS7-A3	54.50
				MS8	M22-WRS3-MS8-A3	54.50
			Key Removable Left/Right	MS1	M22-WRS3	54.50
				MS2	M22-WRS3-MS2	54.50
				MS3	M22-WRS3-MS3	54.50
				MS4	M22-WRS3-MS4	54.50
MS5	M22-WRS3-MS5	54.50				
MS6	M22-WRS3-MS6	54.50				
MS7	M22-WRS3-MS7	54.50				
MS8	M22-WRS3-MS8	54.50				
Return from Left, Key Removable Center	MS1	M22-WRS3-A7	59.00			
	MS2	M22-WRS3-MS2-A7	59.00			
	MS3	M22-WRS3-MS3-A7	59.00			
	MS4	M22-WRS3-MS4-A7	59.00			
	MS5	M22-WRS3-MS5-A7	59.00			
	MS6	M22-WRS3-MS6-A7	59.00			
	MS7	M22-WRS3-MS7-A7	59.00			
	MS8	M22-WRS3-MS8-A7	59.00			
Return from Left, Key Removable Center/Right	MS1	M22-WRS3-A6	59.00			
	MS2	M22-WRS3-MS2-A6	59.00			
	MS3	M22-WRS3-MS3-A6	59.00			
	MS4	M22-WRS3-MS4-A6	59.00			
	MS5	M22-WRS3-MS5-A6	59.00			
	MS6	M22-WRS3-MS6-A6	59.00			
	MS7	M22-WRS3-MS7-A6	59.00			
	MS8	M22-WRS3-MS8-A6	59.00			

Notes


- ① Includes 1 key.
- ② Key removal positions can be modified in the field using coding adapters; see chart on **Page 74**
- ③ Includes contact block mounting adapter.
- ④ Discount Symbol: **1CD7**.

Key-Operated Selector Switches ^{①②}
Components

M22-WS3-X93



Operators Only, Continued ^③

Type	Switching Position	Bezel	Key Removal Position	Key Code	Catalog Number	Price U.S. \$ ^④	
3-Position	Maintained 	Silver	Return from Right, Key Removable Center	MS1	M22-WRS3-A4	59.00	
				MS2	M22-WRS3-MS2-A4	59.00	
				MS3	M22-WRS3-MS3-A4	59.00	
				MS4	M22-WRS3-MS4-A4	59.00	
				MS5	M22-WRS3-MS5-A4	59.00	
				MS6	M22-WRS3-MS6-A4	59.00	
				MS7	M22-WRS3-MS7-A4	59.00	
				MS8	M22-WRS3-MS8-A4	59.00	
			Return from Right, Key Removable Left/Center	MS1	M22-WRS3-A5	59.00	
				MS2	M22-WRS3-MS2-A5	59.00	
				MS3	M22-WRS3-MS3-A5	59.00	
				MS4	M22-WRS3-MS4-A5	59.00	
		MS5		M22-WRS3-MS5-A5	59.00		
		MS6		M22-WRS3-MS6-A5	59.00		
		MS7		M22-WRS3-MS7-A5	59.00		
		MS8		M22-WRS3-MS8-A5	59.00		
		Black	Key Removable Center		MS1	M22S-WRS3-A1	53.00
					MS2	M22S-WRS3-MS2-A1	53.00
					MS3	M22S-WRS3-MS3-A1	53.00
					MS4	M22S-WRS3-MS4-A1	53.00
					MS5	M22S-WRS3-MS5-A1	53.00
					MS6	M22S-WRS3-MS6-A1	53.00
					MS7	M22S-WRS3-MS7-A1	53.00
					MS8	M22S-WRS3-MS8-A1	53.00
Key Removable Center/Left				MS1	M22S-WRS3-A2	53.00	
				MS2	M22S-WRS3-MS2-A2	53.00	
				MS3	M22S-WRS3-MS3-A2	53.00	
				MS4	M22S-WRS3-MS4-A2	53.00	
		MS5		M22S-WRS3-MS5-A2	53.00		
		MS6		M22S-WRS3-MS6-A2	53.00		
		MS7		M22S-WRS3-MS7-A2	53.00		
		MS8		M22S-WRS3-MS8-A2	53.00		
Key Removable Center/Right			MS1	M22S-WRS3-A3	53.00		
			MS2	M22S-WRS3-MS2-A3	53.00		
			MS3	M22S-WRS3-MS3-A3	53.00		
			MS4	M22S-WRS3-MS4-A3	53.00		
			MS5	M22S-WRS3-MS5-A3	53.00		
			MS6	M22S-WRS3-MS6-A3	53.00		
			MS7	M22S-WRS3-MS7-A3	53.00		
			MS8	M22S-WRS3-MS8-A3	53.00		
Key Removable Left/Right			MS1	M22S-WRS3	53.00		
			MS2	M22S-WRS3-MS2	53.00		
			MS3	M22S-WRS3-MS3	53.00		
			MS4	M22S-WRS3-MS4	53.00		
			MS5	M22S-WRS3-MS5	53.00		
			MS6	M22S-WRS3-MS6	53.00		
			MS7	M22S-WRS3-MS7	53.00		
			MS8	M22S-WRS3-MS8	53.00		

Notes

- ① Includes 1 key.
- ② Key removal positions can be modified in the field using coding adapters; see chart on **Page 74**
- ③ Includes contact block mounting adapter.
- ④ Discount Symbol: **1CD7**.


Key-Operated Selector Switches ①②

Components

M22-WS3-X93



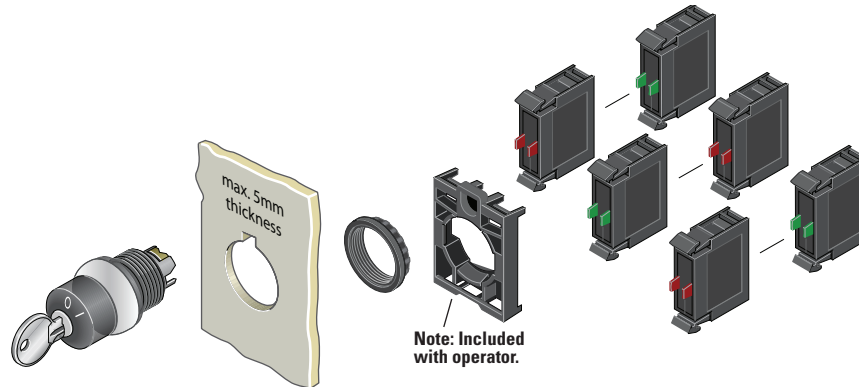
Operators Only, Continued ③

Type	Switching Position	Bezel	Key Removal Position	Key Code	Catalog Number	Price U.S. \$ ④
3-Position	Maintained 	Black	Return from Left, Key Removable Center	MS1	M22S-WRS3-A7	57.50
				MS2	M22S-WRS3-MS2-A7	57.50
				MS3	M22S-WRS3-MS3-A7	57.50
				MS4	M22S-WRS3-MS4-A7	57.50
				MS5	M22S-WRS3-MS5-A7	57.50
				MS6	M22S-WRS3-MS6-A7	57.50
				MS7	M22S-WRS3-MS7-A7	57.50
				MS8	M22S-WRS3-MS8-A7	57.50
			Return from Left, Key Removable Center/Right	MS1	M22S-WRS3-A6	57.50
				MS2	M22S-WRS3-MS2-A6	57.50
				MS3	M22S-WRS3-MS3-A6	57.50
				MS4	M22S-WRS3-MS4-A6	57.50
				MS5	M22S-WRS3-MS5-A6	57.50
				MS6	M22S-WRS3-MS6-A6	57.50
				MS7	M22S-WRS3-MS7-A6	57.50
				MS8	M22S-WRS3-MS8-A6	57.50
			Return from Right, Key Removable Center	MS1	M22S-WRS3-A4	57.50
				MS2	M22S-WRS3-MS2-A4	57.50
				MS3	M22S-WRS3-MS3-A4	57.50
				MS4	M22S-WRS3-MS4-A4	57.50
				MS5	M22S-WRS3-MS5-A4	57.50
				MS6	M22S-WRS3-MS6-A4	57.50
				MS7	M22S-WRS3-MS7-A4	57.50
				MS8	M22S-WRS3-MS8-A4	57.50
Return from Right, Key Removable Left/Center	MS1	M22S-WRS3-A5	57.50			
	MS2	M22S-WRS3-MS2-A5	57.50			
	MS3	M22S-WRS3-MS3-A5	57.50			
	MS4	M22S-WRS3-MS4-A5	57.50			
	MS5	M22S-WRS3-MS5-A5	57.50			
	MS6	M22S-WRS3-MS6-A5	57.50			
	MS7	M22S-WRS3-MS7-A5	57.50			
	MS8	M22S-WRS3-MS8-A5	57.50			

Notes

- ① Includes 1 key.
- ② Key removal positions can be modified in the field using coding adapters; see chart on **Page 74**
- ③ Includes contact block mounting adapter.
- ④ Discount Symbol: **1CD7**.

Key-Operated Selector Switches



Components

M22-K10



Contact Blocks ①

Terminal Type	Contact Configuration ②	Catalog Number	Price U.S. \$ ⑤
Screw	NO	M22-K10	11.00
	NO, Early-Make	M22-K10P	12.10
	NC	M22-K01	11.00
	NC, Late-Break	M22-K01D	12.10
Spring-Cage	NO	M22-CK10	14.80
	NC	M22-CK01	14.80
	NC, Late-Break	M22-CK01D	15.80
	2NO	M22-CK20	29.50
	2NC	M22-CK02	29.50
	NO-NC	M22-CK11	29.50

Accessories

	Description	Catalog Number	Price U.S. \$ ⑤
M22-XW	Plunger Bridge ③	M22-XW	4.40
M22-XWS	Key Cover	M22-XWS	11.00
M22-XC-R	Key Withdraw Adapter ④	M22-XC-R	4.40
M22-XC-Y	Coding Adapter	M22-XC-Y	4.40

M22-ES-MS1



Extra Keys

Key Code	Catalog Number	Price U.S. \$ ⑤
MS1	M22-ES-MS1	4.85
MS2	M22-ES-MS2	5.85
MS3	M22-ES-MS3	5.85
MS4	M22-ES-MS4	5.85
MS5	M22-ES-MS5	5.85
MS6	M22-ES-MS6	5.85
MS7	M22-ES-MS7	5.85
MS8	M22-ES-MS8	5.85

Notes

- ① For complete listing of available contact blocks, see Accessories, Pages 67–72.
- ② All NC contact blocks are positively driven contact.
- ③ Plunger needed to actuate center-mounted contact blocks. Used for non-illuminated 3-position selector switches only.
- ④ Enables a keyed selector switch to be set to user-selected key withdraw position.
- ⑤ Discount Symbol: 1CD7.

Mushroom Head Pushbuttons

Product Description

Eaton's M22 mushroom head operators are a durable and unique way to include standard pushbutton functionality. Like the standard pushbutton line, the maintained pushbuttons are field convertible to momentary. They also offer laser engraving and a robust 5 million mechanical operations on the standard momentary operator. As with all operators, they can be ordered as a ready to install complete device or as modular components.

Features

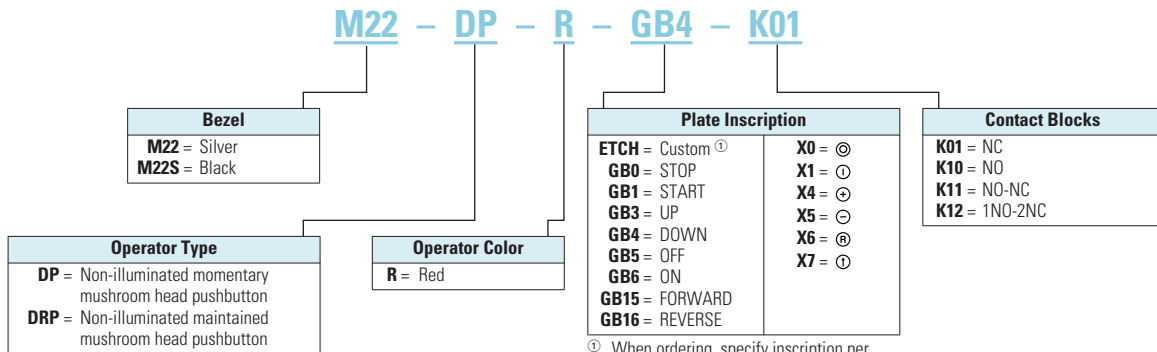
- Field convertible from maintained to momentary (available on maintained pushbuttons only)
- Customizable laser engraving on all buttons
- More than 5 million mechanical operations on momentary and 1 million on maintained pushbuttons
- Modular construction makes assembly fast and simplifies stocking of components and complete devices
- Capable of communicating via ASi protocol with ASi adapter modules

Protection Type

- IP67, IP69K
- NEMA 4X, 13

Catalog Number Selection

Mushroom Head Pushbuttons





^① When ordering, specify inscription per catalog number suffix from the symbols library (see **Pages 85–92**) into the Order Notes.
 For example, M22-DP-R-ETCH;
 Order Notes: Mark with symbol X91,
 Line item #_.

Note: Catalog Number Selection is for illustrative purposes only and not to be used to create new catalog numbers.



Product Selection

Mushroom Head Pushbuttons, Momentary ^①

Complete Devices

	Bezel	Button Color	Contact Block Configuration ^② ⊖	Catalog Number	Price U.S. \$ ^③
 M22-DP-R-K01	Silver	Red	NC	M22-DP-R-K01	29.00
			2NC	M22-DP-R-K02	40.00
			1NO-2NC	M22-DP-R-K12	50.50
			1NO-1NC	M22-DP-R-K11	40.00
 M22S-DP-R-K01	Black	Red	NC	M22S-DP-R-K01	27.00
			2NC	M22S-DP-R-K02	38.25
			1NO-2NC	M22S-DP-R-K12	49.00
			1NO-1NC	M22S-DP-R-K11	38.25

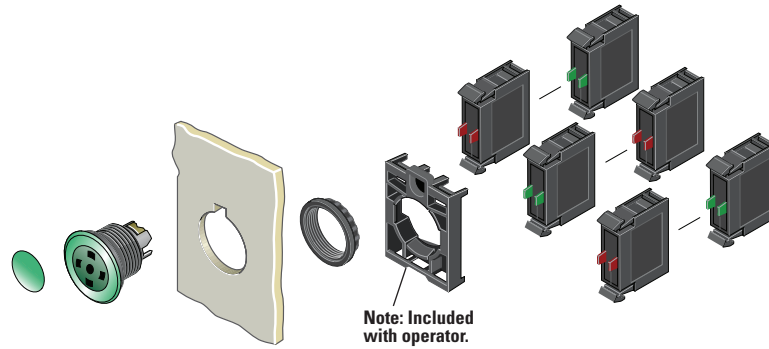
Operators Only ^②

	Bezel	Button Color	Catalog Number	Price U.S. \$ ^③
 M22-DP-G	Silver	Black	M22-DP-S	17.70
		Red	M22-DP-R	17.70
		Green	M22-DP-G	17.70
		Yellow	M22-DP-Y	17.70
 M22S-DP-G	Black	Black	M22S-DP-S	16.10
		Red	M22S-DP-R	16.10
		Green	M22S-DP-G	16.10
		Yellow	M22S-DP-Y	16.10

Notes

- ① 35 mm diameter mushroom head button.
- ② Includes contact block mounting adapter.
- ③ Discount Symbol: **1CD7**.

Non-Illuminated Mushroom Head Pushbuttons, Momentary ①



Components

M22-XDP-G



Mushroom Head Plates

Color	Inscription	Catalog Number	Price U.S. \$ ⑥
Black	—	M22-XDP-S ②	1.10
	Custom	M22-XDP-S-ETCH ③	2.20
	STOP	M22-XDP-S-GB0	2.20
	START	M22-XDP-S-GB1	2.20
	FORWARD	M22-XDP-S-GB15	2.20
	REVERSE	M22-XDP-S-GB16	2.20
	UP	M22-XDP-S-GB3	2.20
	DOWN	M22-XDP-S-GB4	2.20
	OFF	M22-XDP-S-GB5	2.20
	ON	M22-XDP-S-GB6	2.20
	⊙	M22-XDP-S-X0	2.20
	⓪	M22-XDP-S-X1	2.20
	⊕	M22-XDP-S-X4	2.20
	⊖	M22-XDP-S-X5	2.20
Red	—	M22-XDP-R ②	1.10
	Custom	M22-XDP-R-ETCH ③	2.20
	STOP	M22-XDP-R-GB0	2.20
	OFF	M22-XDP-R-GB5	2.20
	⊙	M22-XDP-R-X0	2.20
Green	—	M22-XDP-G ②	1.10
	Custom	M22-XDP-G-ETCH ③	2.20
	START	M22-XDP-G-GB1	2.20
	ON	M22-XDP-G-GB6	2.20
	⊙	M22-XDP-G-X0	2.20
White	—	M22-XDP-W ②	1.10
	Custom	M22-XDP-W-ETCH ③	2.20
Yellow	—	M22-XDP-Y ②	1.10
	Custom	M22-XDP-Y-ETCH ③	2.20

M22-DP-G-X



Insertless Mushroom Head Operators

Bezel	Color	Catalog Number	Price U.S. \$ ⑥
Silver	Black	M22-DP-S-X	16.60
	Red	M22-DP-R-X	16.60
	Green	M22-DP-G-X	16.60
	Yellow	M22-DP-Y-X	16.60
Black	Black	M22S-DP-S-X	15.00
	Red	M22S-DP-R-X	15.00
	Green	M22S-DP-G-X	15.00
	Yellow	M22S-DP-Y-X	15.00

M22-K10



Contact Blocks ④

Terminal Type	Contact Configuration ⑤ ⊖	Catalog Number	Price U.S. \$ ⑥
Screw	NO	M22-K10	11.00
	NO, Early-Make	M22-K10P	12.10
	NC	M22-K01	11.00
	NC, Late-Break	M22-K01D	12.10
Spring-Cage	NO	M22-CK10	14.80
	NC	M22-CK01	14.80
	NC, Late-Break	M22-CK01D	15.80
	2NO	M22-CK20	29.50
	2NC	M22-CK02	29.50
	NO-NC	M22-CK11	29.50



Notes

- ① 35 mm diameter mushroom head button.
- ② Minimum order quantity of (10).
- ③ When ordering, specify inscription per catalog number suffix from the symbols library (see **Pages 85–92**) into the Order Notes. For example, M22-XDP-S-ETCH; Order Notes: Mark with symbol X91, Line item #_.
- ④ For complete listing of available contact blocks, see Accessories, **Pages 67–72**.
- ⑤ All NC contact blocks are positively driven contact.
- ⑥ Discount Symbol: **1CD7**.



Product Selection

Non-Illuminated Mushroom Head Pushbuttons, Maintained ^{① ②}

Complete Devices

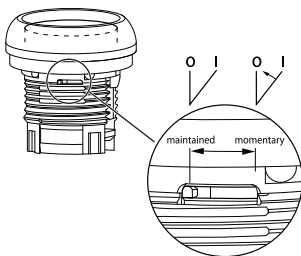
	Bezel	Button Color	Contact Block Configuration ^③ ⊖	Catalog Number	Price U.S. \$ ^④
 M22-DRP-R-K01	Silver	Red	NC	M22-DRP-R-K01	54.50
			2NC	M22-DRP-R-K02	65.50
			1NO-2NC	M22-DRP-R-K12	76.50
			1NO-1NC	M22-DRP-R-K11	65.50
 M22S-DRP-R-K01	Black	Red	NC	M22S-DRP-R-K01	53.00
			2NC	M22S-DRP-R-K02	64.00
			1NO-2NC	M22S-DRP-R-K12	75.00
			1NO-1NC	M22S-DRP-R-K11	64.00

Operators Only

	Bezel	Button Color	Catalog Number	Price U.S. \$ ^④
 M22-DRP-G	Silver	Black	M22-DRP-S	43.50
		Red	M22-DRP-R	43.50
		Green	M22-DRP-G	43.50
		Yellow	M22-DRP-Y	43.50
 M22S-DRP-G	Black	Black	M22S-DRP-S	41.75
		Red	M22S-DRP-R	41.75
		Green	M22S-DRP-G	41.75
		Yellow	M22S-DRP-Y	41.75

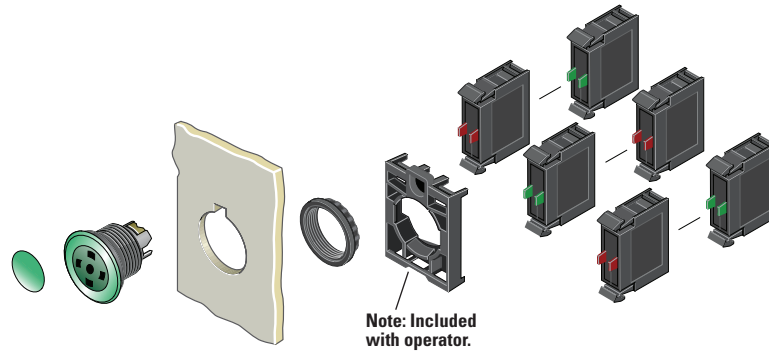
Notes

- ① 35 mm diameter mushroom head button.
- ② Maintained pushbuttons can be converted in the field to momentary operation by switching the locking ring, which is accessible through the side of the operator body.
- ③ All NC contact blocks are positively driven contact.
- ④ Discount Symbol: **1CD7**.



Note: This pilot device features a selectable function switch that enables the device to be set to either maintained or momentary operation.

Non-Illuminated Mushroom Head Pushbuttons, Maintained ^{①②}



Components

M22-XDP-G



Mushroom Head Plates ^③

Color	Inscription	Catalog Number	Price U.S. \$ ^⑦
Black	—	M22-XDP-S ^③	1.10
	Custom	M22-XDP-S-ETCH ^④	2.20
	STOP	M22-XDP-S-GB0	2.20
	START	M22-XDP-S-GB1	2.20
	FORWARD	M22-XDP-S-GB15	2.20
	REVERSE	M22-XDP-S-GB16	2.20
	UP	M22-XDP-S-GB3	2.20
	DOWN	M22-XDP-S-GB4	2.20
	OFF	M22-XDP-S-GB5	2.20
	ON	M22-XDP-S-GB6	2.20
	⊙	M22-XDP-S-X0	2.20
	⓪	M22-XDP-S-X1	2.20
	⊕	M22-XDP-S-X4	2.20
	⊖	M22-XDP-S-X5	2.20
Ⓜ	M22-XDP-S-X7	2.20	
Red	—	M22-XDP-R ^③	1.10
	Custom	M22-XDP-R-ETCH ^④	2.20
	STOP	M22-XDP-R-GB0	2.20
	OFF	M22-XDP-R-GB5	2.20
	⊙	M22-XDP-R-X0	2.20
Green	—	M22-XDP-G ^③	1.10
	Custom	M22-XDP-G-ETCH ^④	2.20
	START	M22-XDP-G-GB1	2.20
	ON	M22-XDP-G-GB6	2.20
	⊙	M22-XDP-G-X0	2.20
White	—	M22-XDP-W ^③	1.10
	Custom	M22-XDP-W-ETCH ^④	2.20
Yellow	—	M22-XDP-Y ^③	1.10
	Custom	M22-XDP-Y-ETCH ^④	2.20

M22-DRP-G-X



Insertless Mushroom Head Operators

Bezel	Color	Catalog Number	Price U.S. \$ ^⑦
Silver	Black	M22-DRP-S-X	42.50
	Red	M22-DRP-R-X	42.50
	Green	M22-DRP-G-X	42.50
	Yellow	M22-DRP-Y-X	42.50
Black	Black	M22S-DRP-S-X	40.75
	Red	M22S-DRP-R-X	40.75
	Green	M22S-DRP-G-X	40.75
	Yellow	M22S-DRP-Y-X	40.75

M22-K10



Contact Blocks ^⑤

Terminal Type	Contact Configuration ^⑥	Catalog Number	Price U.S. \$ ^⑦
Screw	NO	M22-K10	11.00
	NO, Early-Make	M22-K10P	12.10
	NC	M22-K01	11.00
	NC, Late-Break	M22-K01D	12.10
Spring-Cage	NO	M22-CK10	14.80
	NC	M22-CK01	14.80
	NC, Late-Break	M22-CK01D	15.80
	2NO	M22-CK20	29.50
	2NC	M22-CK02	29.50
	NO-NC	M22-CK11	29.50

Notes

- ① 35 mm diameter mushroom head button.
- ② Maintained pushbuttons can be converted in the field to momentary operation by switching the locking ring, which is accessible through the side of the operator body.
- ③ Minimum order quantity of (10).
- ④ When ordering, specify inscription per catalog number suffix from the symbols library (see **Pages 85–92**) into the Order Notes. For example, M22-XDP-S-ETCH; Order Notes: Mark with symbol X91, Line item #_.
- ⑤ For complete listing of available button plates and contact blocks, see Accessories, **Pages 67–72**.
- ⑥ All NC contact blocks are positively driven contact.
- ⑦ Discount Symbol: **1CD7**.

47.4 Pushbuttons and Indicating Lights

M22 Modular Pushbuttons

Double Pushbuttons

Product Description

Eaton's M22 double pushbutton line is perfect for applications such as motor and pump starting, as well as anytime space is limited. In addition to the two buttons that fit in one 22mm hole is the integrated white indicating light between them. These three operators allow for multiple functions to occur in a single space. Green/red, black/white and black/black color options along with laser engraving allow for further custom applications.

Features

- Flush and extended, as well as color options allow for the perfect combination button
- Integrated indicating light adds even more functionality in one standard 22 mm hole
- Customizable laser engraving on all buttons
- LED offering only for improved brightness quality and up to 100,000 hours of operation
- More than 200,000 mechanical operations
- Capable of communicating via ASi protocol with ASi adapter modules

Protection Type

- IP66
- NEMA 4X, 13

Catalog Number Selection

Double Pushbuttons

M22 - DDL - GR - GB5 - K10 - G

Bezel
M22 = Silver
M22S = Black

Operator Type
DDL = Extended buttons and light
DDLF = Flush buttons and light
DDLML = Extended bottom button

Button Plate Color	Top	Bottom
	GR = Green	Red
WS = White	Black	Black
S = Black	Black	Black

Inscription
GB0 = STOP
GB1 = START
GB3 = UP
GB4 = DOWN
GB5 = OFF
GB6 = ON
GB14 = RESET
GB15 = FORWARD
GB16 = REVERSE
X0 = ⊕
X1 = ⊖
X4 = ⊕
X5 = ⊖
X6 = ⊕
X7 = ⊖
X5 = ⊖

Contact Blocks
K10 = 1NO K30 = 3NO
K01 = 1NC K03 = 3NC
K20 = 2NO K21 = 2NO-1NC
K02 = 2NC K12 = 1NO-2NC
K11 = 1NO-1NC

Light Units
12-30 Vac/dc
W = White
R = Red
G = Green
B = Blue
85-264 Vac
230W = White
230R = Red
230G = Green
230B = Blue

47

Note: Catalog Number Selection is for illustrative purposes only and not to be used to create new catalog numbers.

Product Selection

Components

Double Pushbuttons, Extended Pushbuttons and Center Light, Momentary

Operators Only ^①



	Bezel	Color Top	Bottom	Inscription Top	Bottom	Catalog Number	Price U.S. \$ ^③
 <p>M22-DDL-GR-GB1-GB0</p>	Silver	Green	Red	—	—	M22-DDL-GR	33.75
				Custom	Custom	M22-DDL-GR-ETCH ^②	35.00
				①	Ⓞ	M22-DDL-GR-X1-X0	35.00
				START	STOP	M22-DDL-GR-GB1-GB0	35.00
				—	—	M22-DDL-WS	33.75
				Custom	Custom	M22-DDL-WS-ETCH ^②	35.00
		White	Black	—	—	M22-DDL-WS-X1-X0	35.00
				START	STOP	M22-DDL-WS-GB1-GB0	35.00
				—	—	M22-DDL-S	33.75
				Custom	Custom	M22-DDL-S-ETCH ^②	35.00
				—	—	M22-DDL-S-X4-X5	35.00
				①	Ⓞ	M22-DDL-S-X7-X7	35.00
 <p>M22S-DDL-GR-X1-X0</p>	Black	Green	Red	—	—	M22S-DDL-GR	32.25
				Custom	Custom	M22S-DDL-GR-ETCH ^②	33.25
				①	Ⓞ	M22S-DDL-GR-X1-X0	33.25
				START	STOP	M22S-DDL-GR-GB1-GB0	33.25
				—	—	M22S-DDL-WS	32.25
				Custom	Custom	M22S-DDL-WS-ETCH ^②	33.25
		White	Black	—	—	M22S-DDL-WS-X1-X0	33.25
				START	STOP	M22S-DDL-WS-GB1-GB0	33.25
				—	—	M22S-DDL-S	32.25
				Custom	Custom	M22S-DDL-S-ETCH ^②	33.25
				⊕	—	M22S-DDL-S-X4-X5	33.25
				①	Ⓞ	M22S-DDL-S-X7-X7	33.25

Notes

- ① Includes contact block mounting adapter.
- ② When ordering, specify inscription per catalog number suffix from the symbols library (see **Pages 85–92**) into the Order Notes. For example, M22-DDL-S-ETCH; Order Notes: Mark with symbol X91, Line item #_.
- ③ Discount Symbol: **1CD7**.



Double Pushbuttons, Flush Top Pushbuttons and Center Light, Momentary

Operators Only ^①

	Bezel	Color Top	Bottom	Inscription Top	Bottom	Catalog Number	Price U.S. \$ ^③
 M22-DDLF-GR	Silver	Green	Red	—	—	M22-DDLF-GR	33.75
				Custom	Custom	M22-DDLF-GR-ETCH ^②	35.00
		White	Black	—	—	M22-DDLF-WS	33.75
				Custom	Custom	M22-DDLF-WS-ETCH ^②	35.00
		Green	Red	①	⊙	M22-DDLF-GR-X1-X0	35.00
				White	Black	①	⊙
 M22S-DDLF-GR-X1-X0	Black	Green	Red	—	—	M22S-DDLF-GR	32.25
				Custom	Custom	M22S-DDLF-GR-ETCH ^②	33.25
		White	Black	—	—	M22S-DDLF-WS	32.25
				Custom	Custom	M22S-DDLF-WS-ETCH ^②	33.25
		Green	Red	①	⊙	M22S-DDLF-GR-X1-X0	33.25
				White	Black	①	⊙

Double Pushbuttons, Flush Top Pushbutton and Center Light, Extended Bottom Pushbutton, Momentary

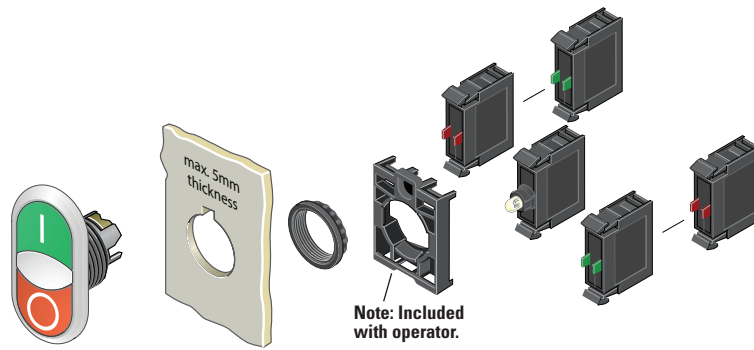
Operators Only ^①

	Bezel	Color Top	Bottom	Inscription Top	Bottom	Catalog Number	Price U.S. \$ ^③
 M22-DDLM-GR	Silver	Green	Red	—	—	M22-DDLM-GR	33.75
				Custom	Custom	M22-DDLM-GR-ETCH ^②	35.00
		White	Black	—	—	M22-DDLM-WS	35.00
				Custom	Custom	M22-DDLM-WS-ETCH ^②	35.00
		Green	Red	①	⊙	M22-DDLM-GR-X1-X0	35.00
				White	Black	①	⊙
 M22S-DDLM-GR-X1-X0	Black	Green	Red	—	—	M22S-DDLM-GR	32.25
				Custom	Custom	M22S-DDLM-GR-ETCH ^②	33.25
		White	Black	—	—	M22S-DDLM-WS	33.25
				Custom	Custom	M22S-DDLM-WS-ETCH ^②	33.25
		Green	Red	①	⊙	M22S-DDLM-GR-X1-X0	33.25
				White	Black	①	⊙

Notes

- ① Includes contact block mounting adapter.
- ② When ordering, specify inscription per catalog number suffix from the symbols library (see **Pages 85–92**) into the Order Notes.
For example, M22-DDLM-GR-ETCH; Order Notes: Mark with symbol X91, Line item #_.
- ③ Discount Symbol: **1CD7**.

Double Pushbuttons



M22-LED-W



Light Units ①

Terminal Type	LED Color	Light Unit Voltage	Catalog Number	Price U.S. \$ ③
Screw	White	12–30 Vac/dc	M22-LED-W	28.75
		85–264 Vac	M22-LED230-W	28.75

M22-K10



Contact Blocks ①

Terminal Type	Contact Configuration ② ⊖	Catalog Number	Price U.S. \$ ③
Screw	NO	M22-K10	11.00
	NO, Early-Make	M22-K10P	12.10
	NC	M22-K01	11.00
	NC, Late-Break	M22-K01D	12.10
Spring-Cage	NO	M22-CK10	14.80
	NC	M22-CK01	14.80
	NC, Late-Break	M22-CK01D	15.80
	2NO	M22-CK20	29.50
	2NC	M22-CK02	29.50
	NO-NC	M22-CK11	29.50

Notes

- ① For complete listing of available light units and contact blocks, see Accessories, Pages 67–72.
- ② All NC contact blocks are positively driven contact.
- ③ Discount Symbol: **1CD7**.

47.4 Pushbuttons and Indicating Lights

M22 Modular Pushbuttons

Four-Way Pushbuttons

Product Description

Eaton's M22 four-way pushbutton is a truly unique offering. A four-way pushbutton offers four different buttons mounted in a single 22 mm hole. This is ideal not only for an application with limited space, but also directional applications (when ordered with the four arrow engraving option). Another unique option is the interlocked version, which prevents two opposite buttons from being actuated at the same time.

Features

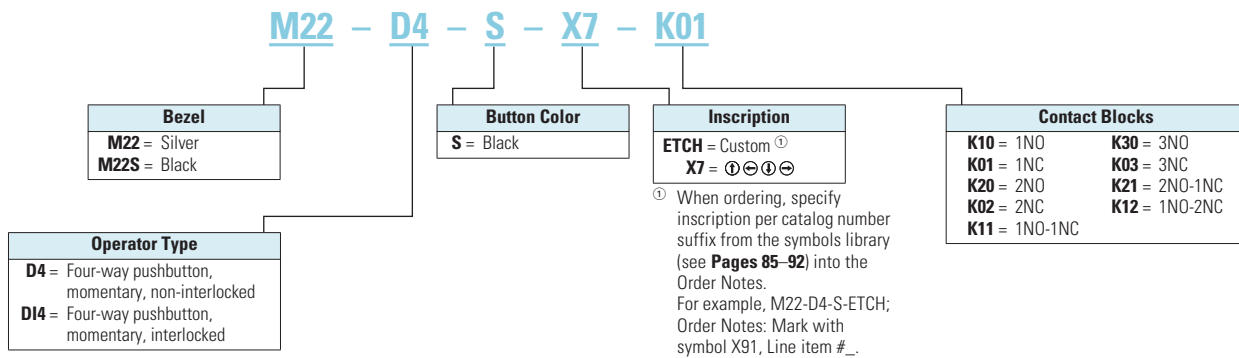
- Four buttons in one operator allows for increased functionality in limited space
- Optional interlocking option, which prevents two buttons from being actuated at the same time
- Customizable laser engraving on all buttons for directional or other applications
- Capable of communicating via ASi protocol with ASi adapter modules

Protection Type

- IP66

Catalog Number Selection

Four-Way Pushbuttons

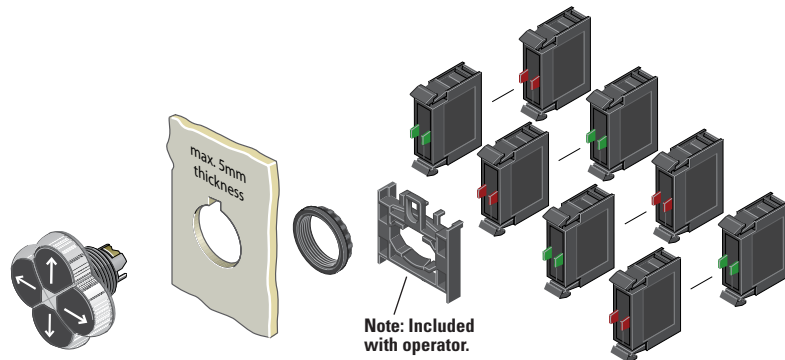


47

Note: Catalog Number Selection is for illustrative purposes only and not to be used to create new catalog numbers.

Product Selection

Four-Way Pushbuttons, Momentary



Components

M22-D4-S-X7



Operators Only ^①

Type	Bezel	Color	Inscription	Catalog Number	Price U.S. \$ ^⑤
Non-Interlocked	Silver	Black	—	M22-D4-S	152.00
			Custom	M22-D4-S-ETCH ^③	153.00
			Directional Arrows	M22-D4-S-X7	153.00
	Black	Black	—	M22S-D4-S	150.00
			Custom	M22S-D4-S-ETCH ^③	151.00
			Directional Arrows	M22S-D4-S-X7	151.00
			Directional Arrows	M22S-D4-S-X7	151.00
Interlocked	Silver	Black	—	M22-DI4-S	161.00
			Custom	M22-DI4-S-ETCH ^③	162.00
			Directional Arrows	M22-DI4-S-X7	162.00
	Black	Black	—	M22S-DI4-S	159.00
			Custom	M22S-DI4-S-ETCH ^③	160.00
			Directional Arrows	M22S-DI4-S-X7	160.00
			Directional Arrows	M22S-DI4-S-X7	160.00

M22-K10



Contact Blocks ^②

Terminal Type	Contact Configuration ^④ ⊖	Catalog Number	Price U.S. \$ ^⑤
Screw	NO	M22-K10	11.00
	NO, Early-Make	M22-K10P	12.10
	NC	M22-K01	11.00
	NC, Late-Break	M22-K01D	12.10
Spring-Cage	NO	M22-CK10	14.80
	NC	M22-CK01	14.80
	NC, Late-Break	M22-CK01D	15.80
	2NO	M22-CK20	29.50
	2NC	M22-CK02	29.50
	NO-NC	M22-CK11	29.50

Notes

- ① Includes contact block mounting adapter.
- ② For complete listing of available contact blocks, see Accessories, **Pages 67–72**.
- ③ When ordering, specify inscription per catalog number suffix from the symbols library (see **Pages 85–92**) into the Order Notes. For example, M22-D4-S-ETCH; Order Notes: Mark with symbol X91, Line item #_.
- ④ All NC contact blocks are positively driven contact.
- ⑤ Discount Symbol: **1CD7**.

M22 Modular Pushbuttons

Joysticks

Product Description

Eaton's M22 joystick line comes in a wide variety of options. From vertical and horizontal 2-position switches to the maintained 4-position, these operators fit a variety of applications. An additional option, 2 switch points, allows for 8 isolated circuits to be actuated individually on a single operator.

Features

- Available in 4-position and 2-position
- Two switch point option allows for two contacts in each direction (up to 8 total contacts in one operator)
- Capable of communicating via ASi protocol with ASi adapter modules

Protection Type

- IP66

Product Selection

Joysticks

Components

M22-WJ2H



Operators ^①

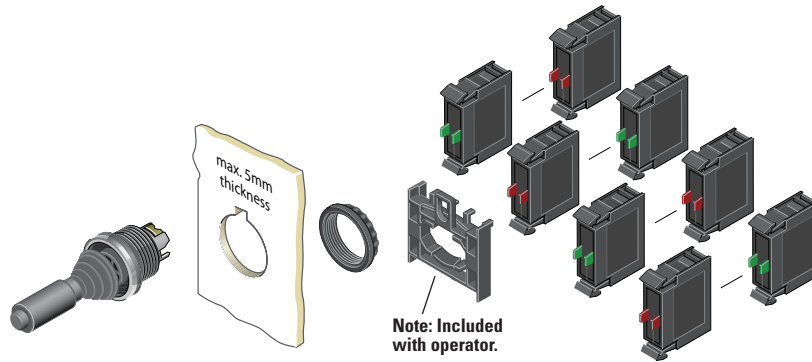
Bezel	Number of Directions	Switching Position	Catalog Number	Price U.S. \$ ^②
Silver	2-Position Horizontal	Momentary	M22-WJ2H	116.00
		2 Switch Points	M22-WJ2H-2P	129.00
	2-Position Horizontal	Maintained	M22-WR2H	116.00
		Momentary	M22-WJ2V	116.00
	2-Position Vertical	Momentary	M22-WJ2V	116.00
		2 Switch Points	M22-WJ2V-2P	129.00
	2-Position Vertical	Maintained	M22-WR2V	116.00
		4-Position	Momentary	M22-WJ4
	4-Position	2 Switch Points	M22-WJ4-2P	165.00
		Maintained	M22-WR4	152.00
Black	2-Position Horizontal	Momentary	M22S-WJ2H	115.00
		2 Switch Points	M22S-WJ2H-2P	128.00
	2-Position Horizontal	Maintained	M22S-WR2H	115.00
		Momentary	M22S-WJ2V	115.00
	2-Position Vertical	Momentary	M22S-WJ2V	115.00
		2 Switch Points	M22S-WJ2V-2P	128.00
	2-Position Vertical	Maintained	M22S-WR2V	115.00
		4-Position	Momentary	M22S-WJ4
	4-Position	2 Switch Points	M22S-WJ4-2P	163.00
		Maintained	M22S-WR4	150.00

Note

^① Includes contact block mounting adapter.

^② Discount Symbol: **1CD7**.

Joysticks



M22-K10



Contact Blocks ①②

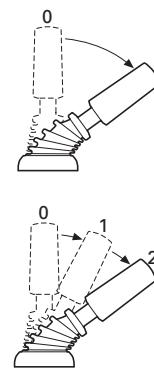
Terminal Type	Contact Configuration ③	Catalog Number	Price U.S. \$ ④
Screw	NO	M22-K10	11.00
	NO, Early-Make	M22-K10P	12.10
	NC	M22-K01	11.00
Spring-Cage	NC, Late-Break	M22-K01D	12.10
	NO	M22-CK10	14.80
	NC	M22-CK01	14.80
	NC, Late-Break	M22-CK01D	15.80
	2NO	M22-CK20	29.50
	2NC	M22-CK02	29.50
	NO-NC	M22-CK11	29.50

Notes

- ① Includes contact block mounting adapter.
- ② For complete listing of available contact blocks, see Accessories, **Pages 67–72**.
- ③ All NC contact blocks are positively driven contact.
- ④ Discount Symbol: **1CD7**.

Joystick with Double Contact

The joystick allows the control of up to four directions of movement on machines. Different variants of the joystick have 2/4 positions and other variants have two settings for each position. This allows, for example, two-speed settings for each direction. For this application, a standard normally open contact and an early-make contact are fitted in series. Momentary contact and latching contact versions are available.



47.4

Pushbuttons and Indicating Lights

M22 Modular Pushbuttons

Potentiometers

Product Description

Eaton's M22 potentiometers allow for a ready to use operator in a conveniently sized package. M22 potentiometers include the resistive element, instead of just a knob, and a built in legend surrounding the knob. The slim design, with integrated contacts and the range of resistances available, allows for a quick install.

Features

- Scale markings on the knob allows the operator to be used without an additional legend plate
- Oversized knob option available
- Slim design allows for space saving and simple wiring and installation

Protection Type

- IP66
- NEMA 4X, 13

Product Selection

Potentiometers

M22-R10K



Complete Devices

Bezel	Resistance Rk	Catalog Number	Price U.S. \$ ^①
Silver	1	M22-R1K	139.00
	4.7	M22-R4K7	139.00
	10	M22-R10K	139.00
	47	M22-R47K	139.00
	100	M22-R100K	139.00
	470	M22-R470K	139.00
Black	1	M22S-R1K	137.00
	4.7	M22S-R4K7	137.00
	10	M22S-R10K	137.00
	47	M22S-R47K	137.00
	100	M22S-R100K	137.00
	470	M22S-R470K	137.00

Oversized Knob

Silver	1	M22-R1K-RH	144.00
	4.7	M22-R4K7-RH	144.00
	10	M22-R10K-RH	144.00
	47	M22-R47K-RH	144.00
	100	M22-R100K-RH	144.00
	470	M22-R470K-RH	144.00
Black	1	M22S-R1K-RH	142.00
	4.7	M22S-R4K7-RH	142.00
	10	M22S-R10K-RH	142.00
	47	M22S-R47K-RH	142.00
	100	M22S-R100K-RH	142.00
	470	M22S-R470K-RH	142.00

Acoustic Devices

Product Description

Eaton's M22 acoustic devices are a simple and aesthetic way to add a buzzer or indicator to any application. Fitting in the same 22 mm hole, these devices can be ordered in continuous or pulsed tone and with or without the IP40 enclosure.

Features

- Continuous or pulsed tone available
- 83dB/10cm decibel rating
- Slim design allows for space saving and simple wiring and installation

Protection Type

- IP40
- NEMA 12

Product Selection

Acoustic Devices

M22-AMC-XAM



Complete Devices

Description	Decibel Rating	Catalog Number	Price U.S. \$ ^①
Indicator with buzzer, black Continuous tone, 18–30 Vac/dc	83 dB/10 cm	M22-AMC-XAM	71.50
Indicator with buzzer, black Pulsed tone, 18–30 Vac/dc	83 dB/10 cm	M22-AMC-XAMP	71.50

M22-XAM



Buzzers

Description	Decibel Rating	Catalog Number	Price U.S. \$ ^①
Indicator without buzzer, black	83 dB/10 cm	M22-AMC	29.75
Buzzer only, Continuous tone, 18–30 Vac/dc	83 dB/10 cm	M22-XAM	41.75
Buzzer only, Pulsed tone, 18–30 Vac/dc	83 dB/10 cm	M22-XAMP	41.75

Note

^① Discount Symbol: **1CD7**.

M22 Modular Pushbuttons

Through-the-Door Operators

Product Description

Eaton's M22 through-the-door operators use the same familiar flush pushbutton look with the addition of a cut-to-length rod that allows for a simple reset operator.

Features

- Customizable laser engraving on all buttons
- More than 5 million mechanical operations
- Pushrod can be cut to length

Protection Type

- IP67, IP69K
- NEMA 4X, 13

Product Selection

Through-the-Door Operators ^①

M22-DZ-B-X6



Complete Devices

Color	Inscription	Catalog Number	Price U.S. \$ ^⑧
Blue	—	M22-DZ-B	18.90
	RESET	M22-DZ-B-GB14	20.00
	Ⓟ	M22-DZ-B-X6	20.00
Red	—	M22-DZ-R	18.90
	Ⓞ	M22-DZ-R-X0	20.00
	STOP	M22-DZ-R-GB0	20.00

M22-DZ-X



Buttonless Operator

Bezel	Catalog Number ^②	Price U.S. \$ ^⑧
Silver	M22-DZ-X	17.80

M22-XD-B



Button Plates ^③

Color	Inscription	Catalog Number	Price U.S. \$ ^⑧
Blue	—	M22-XD-B ^④	1.10
	RESET	M22-XD-B-GB14	2.20
	Ⓟ	M22-XD-B-X6	2.20
Red	—	M22-XD-R ^④	1.10
	Ⓞ	M22-XD-R-X0	2.20
	STOP	M22-XD-R-GB0	2.20

Bulkhead Interfaces

Product Description

Eaton's M22 bulkhead interfaces are another unique offering in the M22 line. This device allows for a secure connection to any USB or RJ45 connected device within an enclosure or panel. With an IP66 rating when closed, these devices are not only convenient, but robust and reliable.

Features

- Convenient and safe way to make a data connection to inside of the panel without opening the panel door

Protection Type

- IP66 when closed, IP20 when connected

Product Selection

Bulkhead Interfaces

M22-USB-SA



USB Socket ^{⑤⑥}

Description	Catalog Number	Price U.S. \$ ^⑧
Used for USB connection USB 2.0 Type A plug IP65 when closed IP20 when connected	M22-USB-SA	104.00

M22-RJ45-SA



RJ45 Socket ^{⑦⑧}

Description	Catalog Number	Price U.S. \$ ^⑧
Used for RJ45 Ethernet connection IP65 when closed IP20 when connected	M22-RJ45-SA	67.50

Notes

- ① The pushrod is 3.24 in long and can be cut to length.
- ② Includes contact block mounting adapter.
- ③ Any combination of plate color and inscription is available.
- ④ Minimum order quantity of (10).
- ⑤ USB interface is complete with 2-ft-long USB cable.
- ⑥ UL and CSA pending.
- ⑦ RJ45 interface is an 8-wire connector.
- ⑧ Discount Symbol: **1CD7**.

ASi Adapter Modules

Product Description

Eaton's M22 ASi adapter modules add functionality to every operator in the M22 line. These devices can be connected to any operator that uses contact blocks or LED units. The simple snap-on design allows for a quick integration of an entire application of operators to a communicating network.

Features

- Allows compatible operators to communicate on an ASi network
- Not only can the status of a contact block be read, but LEDs can be illuminated by an ASi adapter
- ASi adapters simply clip on to the back of the contact blocks and LEDs
- Insulation displacement connectors allow for installation of adapters without any tools
- Two integrated LEDs indicate status of communications

Protection Type

- IP20

Product Selection

ASi Adapter Modules

M22-ASI



Complete Devices

Description	Catalog Number	Price U.S. \$ ^①
ASi adapter module	M22-ASI	184.00
ASi adapter module for base mounting	M22-ASI-C	187.00
ASi adapter module for E-Stop	M22-ASI-CS	234.00
ASi adapter module for E-Stop base mounting	M22-ASI-S	273.00

47

Note

① Discount Symbol: **1CD7**.

Palm Switches

Product Description

Eaton's M22 palm switches are an oversized button that mount directly to an enclosure base. This allows for a stand-alone button that can be mounted anywhere. The enclosure uses base-mounted contact blocks, which allows for quick wiring and mounting. The palm switches come in momentary or maintained versions. As with other M22 operators, the palm switches are available as complete devices, including the enclosure and contact blocks or as modular components.

Features

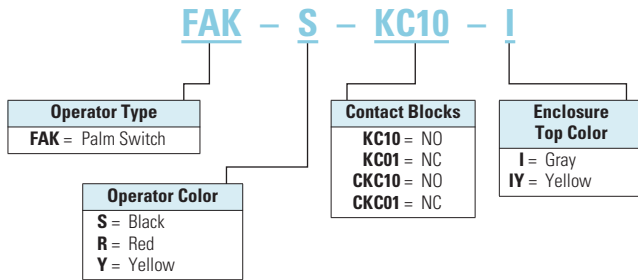
- Oversized operator in black, red and yellow color options
- Button integrated directly into an enclosure
- Base mounting contact blocks allow for simple wiring and installation
- More than 1 million mechanical operations on momentary and 100,000 on maintained operators

Protection Type

- IP67, IP69K
- NEMA 4X, 13

Catalog Number Selection

Palm Switches, Type 4X/13 Enclosure



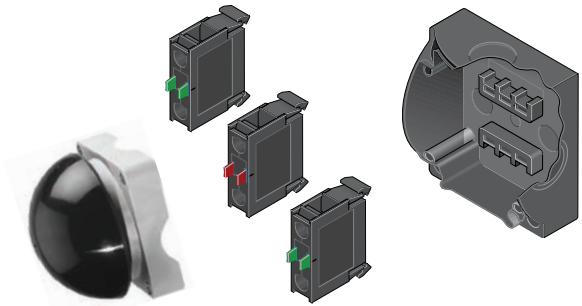
Note: Catalog Number Selection is for illustrative purposes only and not to be used to create new catalog numbers.

Product Selection

Complete Devices

Operator, Base and Contact Blocks ①

Button Color	Contact Block Configuration ②	Catalog Number	Price U.S. \$ ③
Momentary			
Black	1NO-1NC	FAK-S-KC11-I	180.00
Red	1NO-1NC	FAK-R-KC11-I	180.00
Yellow	1NO-1NC	FAK-Y-KC11-I	180.00
Maintained			
Red	NC	FAK-R-V-KC01-IY	225.00
	2NC	FAK-R-V-KC02-IY	236.00
	1NO-2NC	FAK-R-V-KC12-IY	247.00
	1NO-1NC	FAK-R-V-KC11-IY	236.00



Components

FAK-S



Operators Only

Type	Button Color	Catalog Number	Price U.S. \$ ③
Momentary	Black	FAK-S	119.00
	Red	FAK-R	119.00
	Yellow	FAK-Y	119.00
Maintained	Red	FAK-R-V-Y	176.00

FAK-IU



Palm Switch Enclosure Base

Catalog Number	Price U.S. \$ ③
FAK-IU	39.75

M22-KC10



Contact Blocks ①

Terminal Type	Contact Configuration ②	Catalog Number	Price U.S. \$ ③
Screw	NO	M22-KC10	11.00
	NC	M22-KC01	11.00
Spring-Cage	NO	M22-CKC10	14.30
	NC	M22-CKC01	14.30

Notes

- ① For complete listing of available contact blocks, see Accessories, Pages 67–72.
- ② All NC contact blocks are positively driven contact.
- ③ Discount Symbol: **1CD7**.

Assembled Control Stations



Product Selection

1 Element Control Stations

Orientation	Description	Color	①	Inscription	Enclosure Cover Color	Catalog Number	Price U.S. \$ ②
Horizontal	40 mm Mushroom Head Push-Pull Emergency Stop Operator	Red	NC	—	Yellow	M22-C1-M1H	99.00
Horizontal	40 mm Illuminated Mushroom Head Push-Pull Emergency Stop Operator, 85–264 Vac	Red	NO-NC	—	Yellow	M22-C1-M2H	139.00
Horizontal	40 mm Mushroom Head Twist-to-Release Emergency Stop Operator	Red	NC	—	Yellow	M22-C1-M3H	117.00
Horizontal	40 mm Mushroom Head Key-Release Emergency Stop Operator	Red	NC	—	Yellow	M22-C1-M4H	150.00
Horizontal	Flush Pushbutton	Green	NO	⓪	Gray	M22-C1-M5H	83.50
Horizontal	Flush Pushbutton	Green	NO	START	Gray	M22-C1-M6H	83.50
Horizontal	Extended Pushbutton	Red	NC	Ⓢ	Gray	M22-C1-M7H	83.50
Horizontal	Extended Pushbutton	Red	NC	STOP	Gray	M22-C1-M8H	83.50
Horizontal	Key-Operated Selector Switch, 2-position Maintained	—	NO	OFF-ON	Gray	M22-C1-M9H	133.00
Horizontal	Knob Type Selector Switch, 3-position Maintained	—	2NO	HAND 0 AUTO	Gray	M22-C1-M10H	104.00
Horizontal	Double Pushbutton	Green	NO	START	Gray	M22-C1-M11H	121.00
		Red	NC	STOP			

47

2 Element Control Stations

Orientation	Element 1 Description	Color	①	Inscription	Element 2 Description	Color	①	Inscription	Enclosure Cover Color	Catalog Number	Price U.S. \$ ②
Horizontal	Extended Pushbutton	Red	NC	Ⓢ	Flush Pushbutton	Green	NO	⓪	Gray	M22-C2-M1H	88.00
Vertical	Flush Pushbutton	Green	NO	START	Extended Pushbutton	Red	NC	STOP	Gray	M22-C2-M2V	88.00
Vertical	Flush Pushbutton	Black	NO	FORWARD	Flush Pushbutton	Black	NO	REVERSE	Gray	M22-C2-M3V	88.00

3 Element Control Stations

Orientation	Element 1 Description	Color	①	Inscription	Element 2 Description	Color	①	Inscription	Element 3 Description	Color	①	Inscription	Enclosure Cover Color	Catalog Number	Price U.S. \$ ②
Horizontal	Extended Pushbutton	Red	NC	Ⓢ	Indicating Light	White	85–264 Vac	—	Flush Pushbutton	Green	NO	⓪	Gray	M22-C3-M1H	134.00
Vertical	Indicating Light	White	85–264 Vac	—	Flush Pushbutton	Green	NO	START	Extended Pushbutton	Red	NC	STOP	Gray	M22-C3-M2V	134.00
Horizontal	Flush Pushbutton	Green	NO	⓪	Extended Pushbutton	Red	NC	Ⓢ	Flush Pushbutton	Green	NO	Ⓢ	Gray	M22-C3-M3H	134.00
Vertical	Flush Pushbutton	Black	NO	OPEN	Extended Pushbutton	Red	NC	STOP	Flush Pushbutton	Black	NO	CLOSE	Gray	M22-C3-M4V	112.00
Vertical	Flush Pushbutton	Black	NO	FORWARD	Flush Pushbutton	Red	NC	STOP	Flush Pushbutton	Black	NO	REVERSE	Gray	M22-C3-M5V	112.00
Vertical	Flush Pushbutton	Black	NO	UP	Flush Pushbutton	Red	NC	STOP	Flush Pushbutton	Black	NO	DOWN	Gray	M22-C3-M6V	112.00

Notes

For assembled control stations not found in this selection, please contact the Eaton Technical Resource Center at 1-877-ETN CARE (386-2273) or TRC@eaton.com.

① Contact block configuration.

② Discount Symbol: **1CD7**.

Accessories

Button Plates

M22-XD-S



M22-XDH-R



M22-XDP-G



Color	Inscription	Catalog Number Flush Pushbutton	Price U.S. \$ ^②	Catalog Number Extended Pushbutton	Price U.S. \$ ^②	Catalog Number Mushroom Head Button	Price U.S. \$ ^②
Black	—	M22-XD-S	1.10	M22-XDH-S	2.20	M22-XDP-S	1.10
White	—	M22-XD-W	1.10	M22-XDH-W	2.20	M22-XDP-W	1.10
Red	—	M22-XD-R	1.10	M22-XDH-R	2.20	M22-XDP-R	1.10
Green	—	M22-XD-G	1.10	M22-XDH-G	2.20	M22-XDP-G	1.10
Yellow	—	M22-XD-Y	1.10	M22-XDH-Y	2.20	M22-XDP-Y	1.10
Blue	—	M22-XD-B	1.10	M22-XDH-B	2.20	—	—
Black, White, Red, Green, Yellow, Blue	—	M22-XD-SWRGYB	5.50	M22-XDH-SWRGYB	11.00	—	—
Black, Red, Green	—	M22-XD-SRG	2.75	M22-XDH-SRG	5.50	—	—
Black	Custom	M22-XD-S-ETCH	2.20	M22-XDH-S-ETCH	3.30	M22-XDP-S-ETCH	2.20
White	Custom	M22-XD-W-ETCH	2.20	M22-XDH-W-ETCH	3.30	M22-XDP-W-ETCH	2.20
Red	Custom	M22-XD-R-ETCH	2.20	M22-XDH-R-ETCH	3.30	M22-XDP-R-ETCH	2.20
Green	Custom	M22-XD-G-ETCH	2.20	M22-XDH-G-ETCH	3.30	M22-XDP-G-ETCH	2.20
Yellow	Custom	M22-XD-Y-ETCH	2.20	M22-XDH-Y-ETCH	3.30	M22-XDP-Y-ETCH	2.20
Blue	Custom	M22-XD-B-ETCH	2.20	M22-XDH-B-ETCH	3.30	—	—
Black	STOP	M22-XD-S-GB0	2.20	M22-XDH-S-GB0	3.30	M22-XDP-S-GB0	2.20
Red	STOP	M22-XD-R-GB0	2.20	M22-XDH-R-GB0	3.30	M22-XDP-R-GB0	2.20
Black	START	M22-XD-S-GB1	2.20	M22-XDH-S-GB1	3.30	M22-XDP-S-GB1	2.20
White	START	M22-XD-W-GB1	2.20	M22-XDH-W-GB1	3.30	—	—
Green	START	M22-XD-G-GB1	2.20	M22-XDH-G-GB1	3.30	M22-XDP-G-GB1	2.20
Black	CLOSE	M22-XD-S-GB2	2.20	M22-XDH-S-GB2	3.30	—	—
Black	UP	M22-XD-S-GB3	2.20	M22-XDH-S-GB3	3.30	M22-XDP-S-GB3	2.20
Black	DOWN	M22-XD-S-GB4	2.20	M22-XDH-S-GB4	3.30	M22-XDP-S-GB4	2.20
Black	OFF	M22-XD-S-GB5	2.20	M22-XDH-S-GB5	3.30	M22-XDP-S-GB5	2.20
Red	OFF	M22-XD-R-GB5	2.20	M22-XDH-R-GB5	3.30	M22-XDP-R-GB5	2.20
Black	ON	M22-XD-S-GB6	2.20	M22-XDH-S-GB6	3.30	M22-XDP-S-GB6	2.20
Green	ON	M22-XD-G-GB6	2.20	M22-XDH-G-GB6	3.30	M22-XDP-G-GB6	2.20
Black	TEST	M22-XD-S-GB9	2.20	M22-XDH-S-GB9	3.30	—	—
Blue	RESET	M22-XD-B-GB14	2.20	M22-XDH-B-GB14	3.30	—	—
Black	FORWARD	M22-XD-S-GB15	2.20	M22-XDH-S-GB15	3.30	M22-XDP-S-GB15	2.20
Black	REVERSE	M22-XD-S-GB16	2.20	M22-XDH-S-GB16	3.30	M22-XDP-S-GB16	2.20
Black	RAISE	M22-XD-S-GB17	2.20	M22-XDH-S-GB17	3.30	—	—
Black	LOWER	M22-XD-S-GB18	2.20	M22-XDH-S-GB18	3.30	—	—
Black	Ⓞ	M22-XD-S-X0	2.20	M22-XDH-S-X0	3.30	M22-XDP-S-X0	2.20
Red	Ⓞ	M22-XD-R-X0	2.20	M22-XDH-R-X0	3.30	M22-XDP-R-X0	2.20
Green	Ⓞ	—	—	—	—	M22-XDP-G-X0	2.20
Black	Ⓛ	M22-XD-S-X1	2.20	M22-XDH-S-X1	3.30	M22-XDP-S-X1	2.20
White	Ⓛ	M22-XD-W-X1	2.20	M22-XDH-W-X1	3.30	—	—
Green	Ⓛ	M22-XD-G-X1	2.20	M22-XDH-G-X1	3.30	M22-XDP-G-X1	2.20
Black	Ⓛ	M22-XD-S-X2	2.20	M22-XDH-S-X2	3.30	—	—
Green	Ⓛ	M22-XD-G-X2	2.20	M22-XDH-G-X2	3.30	—	—
Black	Ⓛ	M22-XD-S-X4	2.20	M22-XDH-S-X4	3.30	M22-XDP-S-X4	2.20
Black	Ⓛ	M22-XD-S-X5	2.20	M22-XDH-S-X5	3.30	M22-XDP-S-X5	2.20
Blue	Ⓛ	M22-XD-B-X6	2.20	M22-XDH-B-X6	3.30	—	—
Black	Ⓛ	M22-XD-S-X7	2.20	M22-XDH-S-X7	3.30	M22-XDP-S-X7	2.20
Black	Ⓛ	M22-XD-S-X8	2.20	M22-XDH-S-X8	3.30	—	—
Black	See ① below	M22-XD-S-X9	2.20	M22-XDH-S-X9	3.30	—	—
Black	See ① below	M22-XD-S-X10	2.20	M22-XDH-S-X10	3.30	—	—
Black	See ① below	M22-XD-S-X11	2.20	M22-XDH-S-X11	3.30	—	—
Black	See ① below	M22-XD-S-X12	2.20	M22-XDH-S-X12	3.30	—	—
Black	See ① below	M22-XD-S-X13	2.20	M22-XDH-S-X13	3.30	—	—
Black	See ① below	M22-XD-S-X14	2.20	M22-XDH-S-X14	3.30	—	—
Black	See ① below	M22-XD-S-X15	2.20	M22-XDH-S-X15	3.30	—	—
Black	See ① below	M22-XD-S-X16	2.20	M22-XDH-S-X16	3.30	—	—
Black	See ① below	M22-XD-S-X17	2.20	M22-XDH-S-X17	3.30	—	—

Notes

① Refer to the Symbols Library, Pages 85–92, for symbol image.

② Discount Symbol: 1CD7.

47.4

Pushbuttons and Indicating Lights

M22 Modular Pushbuttons

M22-XDLH-W





M22-XDL-G



Button Lenses

Color	Inscription	Catalog Number Flush	Price U.S. \$ ^②	Catalog Number Extended	Price U.S. \$ ^②
White	—	M22-XDL-W	1.55	M22-XDLH-W	2.65
Red	—	M22-XDL-R	1.55	M22-XDLH-R	2.65
Green	—	M22-XDL-G	1.55	M22-XDLH-G	2.65
Yellow	—	M22-XDL-Y	1.55	M22-XDLH-Y	2.65
Blue	—	M22-XDL-B	1.55	M22-XDLH-B	2.65
White	Custom	M22-XDL-W-ETCH	2.65	M22-XDLH-W-ETCH	3.75
Red	Custom	M22-XDL-R-ETCH	2.65	M22-XDLH-R-ETCH	3.75
Green	Custom	M22-XDL-G-ETCH	2.65	M22-XDLH-G-ETCH	3.75
Yellow	Custom	M22-XDL-Y-ETCH	2.65	M22-XDLH-Y-ETCH	3.75
Blue	Custom	M22-XDL-B-ETCH	2.65	M22-XDLH-B-ETCH	3.75
Red	STOP	M22-XDL-R-GB0	2.65	M22-XDLH-R-GB0	3.75
Green	START	M22-XDL-G-GB1	2.65	M22-XDLH-G-GB1	3.75
Red	OFF	M22-XDL-R-GB5	2.65	M22-XDLH-R-GB5	3.75
Green	ON	M22-XDL-G-GB6	2.65	M22-XDLH-G-GB6	3.75
Blue	RESET	M22-XDL-B-GB14	2.65	M22-XDLH-B-GB14	3.75
Red	Ⓢ	M22-XDL-R-X0	2.65	M22-XDLH-R-X0	3.75
Green	Ⓢ	M22-XDL-G-X1	2.65	M22-XDLH-G-X1	3.75
Blue	Ⓢ	M22-XDL-B-X6	2.65	M22-XDLH-B-X6	3.75

Contact Block Mounting Adapter

Description	Catalog Number	Price U.S. \$ ^②
M22-A 	M22-A	3.20
M22-A4 	M22-A4	6.15

47

M22-K10



Contact Blocks

Mounting Location	Terminal Type	Contact Configuration ^① ⊖	Package Qty.	Catalog Number	Price U.S. \$ ^②		
Front	Screw	NO	1	M22-K10	11.00		
		NO	25	M22-K10-B25	275.00		
		NO	100	M22-K10-B100	1,100.00		
		NO, Early-Make	1	M22-K10P	12.10		
		NC	1	M22-K01	11.00		
		NC	25	M22-K01-B25	275.00		
		NC	100	M22-K01-B100	1,100.00		
		NC, Late-Break	1	M22-K01D	12.10		
		Base		NO	1	M22-KC10	11.00
				NC	1	M22-KC01	11.00
NO	25			M22-KC10-B25	275.00		
NO	100			M22-KC10-B100	1,100.00		
NC	25			M22-KC01-B25	275.00		
NC	100			M22-KC01-B100	1,100.00		
Front	Spring-Cage			NO	1	M22-CK10	14.80
				NC	1	M22-CK01	14.80
		NC, Late-Break	1	M22-CK01D	15.80		
		2NO	1	M22-CK20	29.50		
		2NC	1	M22-CK02	29.50		
		NO-NC	1	M22-CK11	29.50		
		Base		NO	1	M22-CKC10	14.30
				NC	1	M22-CKC01	14.30

Notes

- ① All NC contact blocks are positively driven contact.
- ② Discount Symbol: **1CD7**.

M22-LED-W



Light Units

Terminal Type	Mounting Location	LED Color	Light Unit Voltage	Catalog Number	Price U.S. \$ ^①	
Screw	Front	White	12–30 Vac/dc	M22-LED-W	28.75	
		Red		M22-LED-R	28.75	
		Green		M22-LED-G	28.75	
		Blue		M22-LED-B	28.75	
		White	85–264 Vac	M22-LED230-W	28.75	
		Red		M22-LED230-R	28.75	
		Green		M22-LED230-G	28.75	
		Blue		M22-LED230-B	28.75	
		White	207–264 Vac	M22-LED230H-W	28.75	
		Red		M22-LED230H-R	28.75	
		Green		M22-LED230H-G	28.75	
		Blue		M22-LED230H-B	28.75	
	Base	White	12–30 Vac/dc	M22-LEDC-W	28.75	
		Red		M22-LEDC-R	28.75	
		Green		M22-LEDC-G	28.75	
		Blue		M22-LEDC-B	28.75	
		White	85–264 Vac	M22-LEDC230-W	28.75	
		Red		M22-LEDC230-R	28.75	
		Green		M22-LEDC230-G	28.75	
		Blue		M22-LEDC230-B	28.75	
		White	207–264 Vac	M22-LEDC230H-W	28.75	
		Red		M22-LEDC230H-R	28.75	
		Green		M22-LEDC230H-G	28.75	
		Blue		M22-LEDC230H-B	28.75	
Spring-Cage	Front	White	12–30 Vac/dc	M22-CLED-W	30.75	
		Red		M22-CLED-R	30.75	
		Green		M22-CLED-G	30.75	
		Blue		M22-CLED-B	30.75	
		White	85–264 Vac	M22-CLED230-W	30.75	
		Red		M22-CLED230-R	30.75	
		Green		M22-CLED230-G	30.75	
		Blue		M22-CLED230-B	30.75	
		Base	White	12–30 Vac/dc	M22-CLEDC-W	30.75
			Red		M22-CLEDC-R	30.75
			Green		M22-CLEDC-G	30.75
			Blue		M22-CLEDC-B	30.75
	White		85–264 Vac	M22-CLEDC230-W	30.75	
	Red			M22-CLEDC230-R	30.75	
	Green			M22-CLEDC230-G	30.75	
	Blue			M22-CLEDC230-B	30.75	

M22-XLED60



LED Resistor and Test Elements

Terminal Type	Mounting Location	Element Type	Voltage	Catalog Number	Price U.S. \$ ^①
Screw	Front	Resistor ^①	42–60 Vac/dc	M22-XLED60	25.75
			220 Vdc	M22-XLED220	69.50
		Test	12–240 Vac/dc	M22-XLED-T	25.75
			85–264 Vac	M22-XLED230-T	37.75

Notes



- ① Resistor units to be used with 12-30 V light units.
- ② Discount Symbol: **1CD7**.

47.4

Pushbuttons and Indicating Lights

M22 Modular Pushbuttons

Legend Plate Holders and Inserts, Pushbuttons and Double Pushbuttons

	Description	Inscription	Catalog Number	Price U.S. \$ ^②
M22S-ST-X 	Legend plate holder, without legend plate insert, for pushbuttons	—	M22S-ST-X	1.55
	Legend plate holder, without legend plate insert, for double pushbuttons	—	M22S-STDD-X	5.50
M22-XST-GB0 	Legend plate insert	—	M22-XST	1.55
		—	M22-XST-ETCH ^①	2.65
		STOP	M22-XST-GB0	2.65
		START	M22-XST-GB1	2.65
		OFF	M22-XST-GB5	2.65
		ON	M22-XST-GB6	2.65
		RUN	M22-XST-GB7	2.65
		FAULT	M22-XST-GB8	2.65
		OFF ON	M22-XST-GB10	2.65
		MAN. AUTO	M22-XST-GB11	2.65
		MAN. O AUTO	M22-XST-GB12	2.65
		HAND AUTO	M22-XST-D11	2.65
		HAND O AUTO	M22-XST-D12	2.65
		1	M22-XST-X52	2.65
		2	M22-XST-X53	2.65
	O I	M22-XST-X88	2.65	
	O - I	M22-XST-X89	2.65	
	I O II	M22-XST-X93	2.65	

Notes

① When ordering, specify inscription per catalog number suffix from the symbols library (see **Pages 85–92**) into the Order Notes. For example, M22-XD-S-ETCH; Order Notes: Mark with symbol X91, Line item #_.

② Discount Symbol: **1CD7**.







Example

47

To order a legend plate for a pushbutton with non-standard markings (FORWARD):

1. Select legend plate holder—M22S-ST-X.
2. Select legend plate insert—M22-XST-ETCH.
3. Select FORWARD from the symbols library, **Page 85**, identified by GB15 suffix.
4. Indicate on the order form in the order notes—suffix GB15, line item # ____ .

Legend Plates, Complete

	Description	Inscription	Catalog Number	Price U.S. \$ ^②		
M22S-ST-GB0 	For use with Pushbuttons and Indicating Lights	Legend plate holder with insert	STOP	M22S-ST-GB0	4.20	
			START	M22S-ST-GB1	4.20	
			OFF	M22S-ST-GB5	4.20	
			ON	M22S-ST-GB6	4.20	
			RUN	M22S-ST-GB7	4.20	
			FAULT	M22S-ST-GB8	4.20	
			1	M22S-ST-X52	4.20	
			2	M22S-ST-X53	4.20	
		Selector Switches	—	OFF ON	M22S-ST-GB10	4.20
				MAN. AUTO	M22S-ST-GB11	4.20
				MAN. O AUTO	M22S-ST-GB12	4.20
				HAND AUTO	M22S-ST-D11	4.20
				HAND O AUTO	M22S-ST-D12	4.20
				O I	M22S-ST-X88	4.20
				O - I	M22S-ST-X89	4.20
	I O II		M22S-ST-X93	4.20		
M22-XZK 	Emergency-Stop Operators	Rectangular Yellow Legend Plate	—	M22-XZK	5.80	
			Custom	M22-XZK-ETCH ^①	6.90	
			EMERGENCY-STOP	M22-XZK-GB99	6.90	
M22-XYK 	Emergency-Stop Operators	Square Yellow Legend Plate	Custom	M22-XYK	5.80	
			Custom	M22-XYK-ETCH ^①	6.90	
			EMERGENCY-STOP 4-Language	M22-XYK1	6.90	
			EMERGENCY-STOP (top and bottom)	M22-XYK5	6.90	
		Round Yellow Legend Plate, 90 mm	—	M22-XAK	5.80	
			Custom	M22-XAK-ETCH ^①	6.90	
EMERGENCY-STOP 4-Language	M22-XAK1		6.90			
M22-XBK1 	Emergency-Stop Operators	Round Yellow Legend Plate, 90 mm	—	M22-XAK5	6.90	
			EMERGENCY-STOP (top and bottom)	M22-XBK	5.80	
			Custom	M22-XBK-ETCH ^①	6.90	
			EMERGENCY-STOP 4-Language	M22-XBK1	6.90	
M22-XBK1 	Emergency-Stop Operators	Round Yellow Legend Plate, 60 mm	—	M22-XBK5	6.90	
			EMERGENCY-STOP (top and bottom)	M22-XBK	5.80	
			Custom	M22-XBK-ETCH ^①	6.90	
			EMERGENCY-STOP 4-Language	M22-XBK1	6.90	
M22-XCK1 	Four-Way Pushbutton, Joystick and 4-Position Selector Switches	Silver Square Legend Plate	—	M22-XCK	8.55	
			Custom	M22-XCK-ETCH ^①	9.65	
			4 Directional Arrows	M22-XCK1	9.65	
			0-1-0-2-0-3-0-4	M22-XCK2	9.65	
			2 Directional Arrows	M22-XCK3	9.65	

Notes

① When ordering, specify inscription per catalog number suffix from the symbols library (see **Pages 85–92**) into the Order Notes. For example, M22-XD-S-ETCH; Order Notes: Mark with symbol X91, Line item #_.



② Discount Symbol: **1CD7**.

47.4


Pushbuttons and Indicating Lights

M22 Modular Pushbuttons


Surface Mounting Enclosures

	Description	Catalog Number	Price U.S. \$ ^③
	Yellow Top, Black Base for Emergency-Stop Operators	M22-1Y1-PG	70.00
	1 Element Enclosure	M22-11-PG	65.00
	2 Element Enclosure	M22-12-PG	70.50
	3 Element Enclosure	M22-13-PG	77.00
	4 Element Enclosure	M22-14-PG	86.00
	6 Element Enclosure	M22-16-PG	102.00
	M20 Connecting Screw	M22-XI	8.80
	M20 Cord Grip	V-M20	8.80





Flush Mounting Plates, Aluminum

	Finish	Rating	Catalog Number	Price U.S. \$ ^③
	Yellow Paint for Emergency-Stop Operators	—	M22-EY1	43.00
	Gray Anodized	IP65	M22-E1	38.50
	Gray Anodized	IP65	M22-E2	50.50
	Gray Anodized	IP65	M22-E3	56.00
	Gray Anodized	IP65	M22-E4	72.50
	Gray Anodized	IP65	M22-E5	86.00
	Anodized	IP40	M22-E6	104.00





Shrouds, Plastic

	Description	Rating	Catalog Number	Price U.S. \$ ^③
	1-Element	IP55	M22-H1	13.20
	2-Element	IP55	M22-H2	27.50
	3-Element	IP55	M22-H3	43.00
	4-Element	IP40	M22-H4	58.50
	5-Element	IP40	M22-H5	71.50
	6-Element	IP40	M22-H6	87.00
	Mounting Plate	—	M22-XE5	14.30
	Plaster Keys for Flush Mounting	—	M22-UPE	13.20


Selector Switch Accessories

	Description	Catalog Number	Price U.S. \$ ^③
	Plunger Bridge ^①	M22-XW	4.40
	Key Cover	M22-XWS	11.00
	Key Withdraw Adapter ^②	M22-XC-R	4.40
	Coding Adapter	M22-XC-Y	4.40

Emergency Stop Operator Accessories

	Description	Catalog Number	Price U.S. \$ ^④
	Guard Ring	M22-XGWK	12.40
	Yellow Guard Ring	M22-XGPV	17.90
	Gray Guard Ring	M22G-XGPV	17.90
	Sealing Shroud	M22-PL-PV	24.20

Blanking Plugs

	Color	Catalog Number	Price U.S. \$ ^③
	Gray	M22-B	4.10
	Black	M22S-B	4.10

Notes

- ① Plunger needed to actuate center-mounted contact blocks. Used for non-illuminated 3-position selector switches only.
- ② Enables a keyed selector switch to be set to user-selected key withdraw position.
- ③ Discount Symbol: **1CD7**.

Mounting Accessories

	Description	Catalog Number	Price U.S. \$ ^①
M22-TC and M22-TA 	Telescopic Clip with Top-Hat Rail	M22-TC	12.00
	Telescopic Clip	M22-TA	21.50
	Telescopic Clip Extension	M22-TCV	4.10
M22-IVS 	DIN Rail Mounting Adapter	M22-IVS	8.60
M22-GR 	Mounting Ring	M22-GR	2.50
M22-MS 	Mounting Ring Tool	M22-MS	8.60
M22S-R30 	Adapter Ring Set for 30 mm Holes	M22S-R30	3.75

M22-T-D and M22-T-DD



Protective Diaphragm

For Use with ...	Catalog Number	Price U.S. \$ ^①
Flush Pushbuttons and Indicating Lights	M22-T-D	4.90
Double Pushbuttons	M22-T-DD	5.45

M22-ADC4



Dust Covers

Description	Catalog Number	Price U.S. \$ ^①
Contact Block Dust Cover	M22-XKDP	1.30
Operator Dust Cover, Max 3 Contact Blocks	M22-ADC	21.40
Operator Dust Cover, Max 4 Contact Blocks	M22-ADC4	21.40

Kits

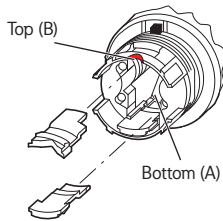
Description	Catalog Number	Price U.S. \$ ^①
Includes one each: M22-XW, M22-XC-R, M22-XC-Y, M22S-B, M22-A, M22-XD-SWRGYB	M22-KT1	23.00

Note

^① Discount Symbol: **1CD7**.

Coding Adapter Guide

Selector Switches



2-Position Selector Switch

Top (B)	Bottom (A)	Catalog Number	Function
		M22(S)-W(L)(K)	Momentary
		M22(S)-WR(L)(K)	Maintained

3-Position Selector Switch

Top (B)	Bottom (A)	Catalog Number	Function Left	Right
		M22(S)-W(L)(K)3	Momentary	Momentary
		M22(S)-WR(L)(K)3	Maintained	Maintained
		M22(S)-WR(L)(K)3-1	Maintained	Momentary
		M22(S)-WR(L)(K)3-2	Momentary	Maintained

2-Position Key-Operated Selector Switch

Top (B)	Bottom (A)	Catalog Number	Center Key Withdraw	Right Function	Key Withdraw
		M22(S)-WS	Yes	Momentary	No
		M22(S)-WRS	Yes	Maintained	Yes
		M22(S)-WRS-A1	Yes	Maintained	No

3-Position Key-Operated Selector Switch

Top (B)	Bottom (A)	Catalog Number	Left Function	Key Withdraw	Center Key Withdraw	Right Function	Key Withdraw
		M22(S)-WS3	Momentary	No	Yes	Momentary	No
		M22(S)-WRS3	Maintained	Yes	Yes	Maintained	Yes
		M22(S)-WRS3-A1	Maintained	No	Yes	Maintained	No
		M22(S)-WRS3-A2	Maintained	Yes	Yes	Maintained	No
		M22(S)-WRS3-A3	Maintained	No	Yes	Maintained	Yes
		M22(S)-WRS3-A4	Maintained	Yes	Yes	Momentary	No
		M22(S)-WRS3-A5	Maintained	No	Yes	Momentary	No
		M22(S)-WRS3-A6	Momentary	No	Yes	Maintained	Yes
		M22(S)-WRS3-A7	Momentary	No	Yes	Maintained	No

Technical Data and Specifications

Pushbuttons, Indicating Lights, Selector Switches and Emergency-Stop Operators

		Momentary Pushbuttons	Maintained Pushbuttons	Indicating Lights, Buzzers and Potentiometers	Emergency-Stop Operators	Selector Switches	Key-Operated Operators	Double Pushbuttons
General								
Standards		IEC/EN 60947 VDE 0660	IEC/EN 60947 VDE 0660	IEC/EN 60947 VDE 0660	IEC/EN 60947 VDE 0660	IEC/EN 60947 VDE 0660	IEC/EN 60947 VDE 0660	IEC/EN 60947 VDE 0660
Lifespan, mechanical	Operations	x 10 ⁶ >5	>1	—	>0.1	>0.1	>0.1	>0.2
Operating frequency	Operations/h	≥3600	≥1800	—	≥600	≥2000	≥100	≥3600
Actuating force	n	≥5	≥5	—	≥50	—	—	≥5
Operating torque (screw terminals)	Nm	—	—	—	—	≥0.3	≥0.5	—
Protection Type								
IP		IP67, IP69K	IP67, IP69K	Indicating lights: IP67, 69K Buzzers: IP40 Potentiometers: IP66	IP67, IP69K	IP66	IP66	IP66
UL Type		4X, 13	4X, 13	Indicating lights: 4X/13 Buzzers: 12 Potentiometers: 4X/13	4X, 13	4X, 13	4X, 13	4X, 13
Climatic proofing		Damp heat, constant, according to IEC 60068-2-78 Damp heat, cyclical to IEC 60068-2-30						
Ambient Temperature, Operating		°F (°C)	–13–158 (–25–70)	–13–158 (–25–70)	–13–158 (–25–70)	–13–158 (–25–70)	–13–158 (–25–70)	–13–158 (–25–70)
Mounting position		As required						
Mechanical shock resistance to IEC 60068-2-27 Shock duration 11 ms, half-sinusoidal		g	>30	>30	>30	>50	>30	>30
Terminal Capacities								
Solid		AWG	—	—	20-16	—	—	—
		mm ²	—	—	0.5–1.5	—	—	—
Stranded		AWG	—	—	20-16	—	—	—
		mm ²	—	—	0.5–1.5	—	—	—
Contacts								
Rated impulse withstand voltage	U _{imp}	Vac	—	—	4000	—	—	—
Rated insulation voltage	U _i	V	—	—	2500	—	—	—
Overvoltage category/ pollution degree			—	—	III/3	—	—	—

47.4

Pushbuttons and Indicating Lights

M22 Modular Pushbuttons

Contact Blocks and Light Units

			Contact Blocks	LED Light Units
General				
Standards			IEC/EN 60947 VDE 0660	IEC/EN 60947 VDE 0660
Lifespan, mechanical	Operations	$\times 10^6$	>5	—
Operating frequency	Operations/h		≥ 3600	—
Actuating force	n		≥ 5	—
Operating torque (screw terminals)	Nm		≥ 0.8	—
Protection Type				
IP			IP20	IP20
UL Type			—	—
Climatic proofing			Damp heat, constant, according to IEC 60068-2-78 Damp heat, cyclical to IEC 60068-2-30	
Ambient Temperature, Operating	°F (°C)		–13–158 (–25–70)	–13–158 (–25–70)
Mounting position			As required	As required
Mechanical shock resistance to IEC 60068-2-27 Shock duration 11 ms, half-sinusoidal	g		>30	>30
Terminal Capacities				
Solid	AWG		18–14	18–14
	mm ²		0.75–2.5	0.75–2.5
Stranded	AWG		20–14	20–14
	mm ²		0.5–2.5	0.5–2.5
Contacts				
Rated impulse withstand voltage	U_{imp}	Vac	6000	6000
Rated insulation voltage	U_i	V	500	500
Overvoltage category/ pollution degree			III/3	III/3
Control Circuit Reliability				
at 24 Vdc/5 mA	H_f	Fault probability	< 10 ⁻⁷ , < 1 fault in 10 ⁷ operations	—
at 5 Vdc/1 mA	H_f	Fault probability	< 5 $\times 10^{-6}$, < 1 fault in 5 $\times 10^6$ operations	—
Max. Short-Circuit Protective Device				
Fuse	gG/gL	A	10	—
Switching Capacity				
Rated Operational Current				
AC-15				
115 V	I_e	A	4	—
230 V	I_e	A	4	—
400 V	I_e	A	2	—
500 V	I_e	A	2	—
DC-13				
24 V	I_e	A	3	—
42 V	I_e	A	1.7	—
60 V	I_e	A	1.2	—
110 V	I_e	A	0.8	—
220 V	I_e	A	0.3	—
Lifespan, Electrical				
AC-15				
230 V/0.5 A	Operations	$\times 10^6$	1.6	—
230 V/1.0 A	Operations	$\times 10^6$	1	—
230 V/3.0 A	Operations	$\times 10^6$	0.7	—
DV-13				
12 V/2.8 A	Operations	$\times 10^6$	1.2	—

Contact Element Note: >200 Vac/60 Hz: –25/+55 °C

Palm Switches

		Momentary	Maintained	FAK-R-V-KC11-I
General				
Standards		IEC/EN 60947 VDE 0660	IEC/EN 60947 VDE 0660	IEC/EN 60947 VDE 0660
Lifespan, mechanical	Operations x 10 ⁶	>1	>0.1	>0.1
Operating frequency	Operations/h	≥3600	≥600	≥600
Actuating force	n	20–40	40–60	15–25
Operating torque	Nm	—	—	—
Degree of protection, IEC/EN 60529	IP	IP67, IP69K	IP67, IP69K	IP65
	UL Type	4X, 13	4X, 13	4X, 13
Climatic proofing		Damp heat, constant, to IEC 60068-2-78 Damp heat, cyclic, to IEC 60068-2-30		
Ambient Temperature, Operating	°F (°C)	–73–104 (–25–40)	–73–104 (–25–40)	–73–104 (–25–40)
Mounting position		As required		
Mechanical shock resistance to IEC 60068-2-27 Shock duration 11 ms, half-sinusoidal	g	>15	>15	>15

ASi Adapter Modules

		M22-ASI	M22-ASI-C
General			
Standards		IEC/EN 60947, DIN EN 50295	IEC/EN 60947, DIN EN 50295
Radio interference suppression		EN 55011, EN 55022	EN 55011, EN 55022
Limit value class		—	—
Protection type		IP20	IP00
Climatic proofing		Damp heat, constant, to IEC 60068-2-78, cyclical, to IEC 60068-2-30	
Ambient Temperature, Operating	°F (°C)	–13–131 (–25–55)	–13–131 (–25–55)
Shock resistance Shock duration 11 ms	g	>30	>30
Vibration to IEC 60068-2-27 (amplitude 1 mm)	Hz	—	—
Dimensions	mm	—	—
Weight	kg	—	—
Mounting		Front mounting	
Mounting position		As required	
Power supply			
Rated voltage to AS-Interface Specification	Vdc	26.5–31.6	26.5–31.6
Connection technique		Yellow plug-in terminal as insulation piercing terminal	2 cables on board
Power supply		Completely from the AS-Interface cable	
Addressing		Via connection to AS-Interface cable	
Total power consumption of the AS-Interface	mA	≥40	≥40
AS-Interface		—	—
Rated operational current at full load	mA	—	—
Rated operational current when idle (no I, O set)	mA	—	—
Status LEDs		POWER AS-Interface cable: green LED on the rear side of the element ERROR AS-Interface, AS-Interface Master failure: red LED on the rear side of the element	POWER AS-Interface cable: green LED on the board ERROR AS-Interface, AS-Interface Master failure: red LED on the board

47.4

Pushbuttons and Indicating Lights

M22 Modular Pushbuttons

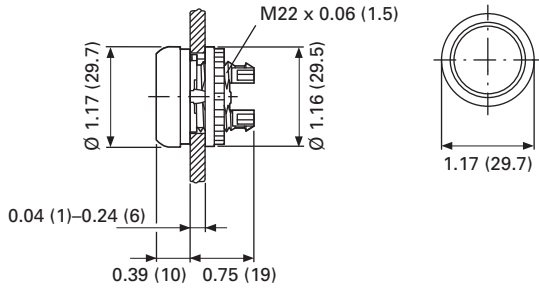
ASI-S Adapter Modules

		M22-ASI-S	M22-ASI-CS
Inputs			
Inputs, protected against short-circuit	Number	2 (normally 22 V/5 mA)	2 (normally 22 V/5 mA)
Voltage range	Vdc	—	—
Rated current per input	mA	—	—
High signal level	V	—	—
Low signal	mA	—	—
Length of connecting cables	cm	—	—
Outputs			
Outputs, protected against short-circuit	Number	1 (normally 19 V/8 mA)	1 (normally 19 V/8 mA)
Voltage range	Vdc	—	—
Max. Current Carrying Capacity			
All outputs		—	—
Σ 3 external outputs		—	—
Length of connecting cables	cm	—	—
Profile		S-3.A.E	S-3.A.E
Specification		2.1	2.1
Addresses	Number	62	62
Emergency-Stop Circuits			
Connection of the AS-Interface line		Yellow plug terminal with insulation piercing	2 cables on the circuit board
Power supply		Complete from AS-Interface, cable 26.5–31.6 Vdc	Complete from AS-Interface, cable 26.5–31.6 Vdc
Fixing		Front mounted	Base mounted
Addressing		Via AS-Interface cable	Via AS-Interface cable
Max. total current	A	45 mA	45 mA
Ambient Temperature, Operating	°F (°C)	–13–131 (–25–55)	–13–131 (–25–55)
Shock resistance		30 g/11 ms as per IEC 60068-2-27	30 g/11 ms as per IEC 60068-2-27
Protection type		IP20	IP00
Climatic proofing		Damp heat, constant, to IEC 60068-2-78, cyclical, to IEC 60068-2-30	Damp heat, constant, to IEC 60068-2-78, cyclical, to IEC 60068-2-30
Mounting position		As required	As required
Standards		EN 50178 EN 50 295	EN 50178 EN 50 295
Inputs		2-channel input (22 V/5 mA) (moduled by code sequence) (2 break contact sets M22-K01)	2-channel input (22 V/5 mA) (moduled by code sequence) (2 break contact sets M22-K01)
Outputs		1 output, typically 19 V/8 mA, short-circuit proof	1 output, typically 19 V/8 mA, short-circuit proof
Status Displays			
Power, AS-Interface cable		Green LED on the back	Green LED on the back
AS-Interface error, AS-Interface master failure		Red LED on the back	Red LED on the back
Profile		S-7.B.E	S-7.B.E

Dimensions

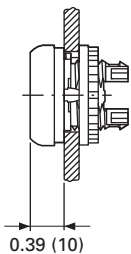
Approximate Dimensions in Inches (mm)

Operators and Indicating Lights

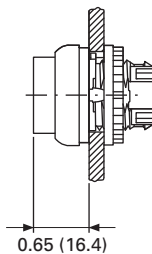


Pushbuttons

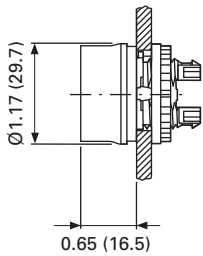
M22...-D-...



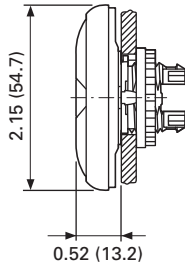
M22...-DH-...



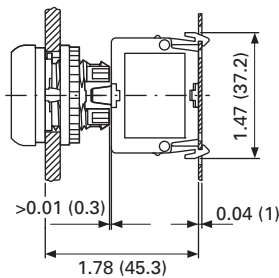
M22-DG(L)-...



M22...-DD-...

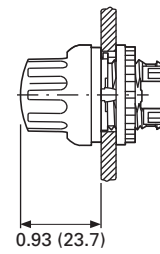


M22-D, Base Mounted

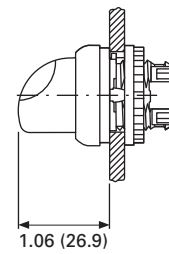


Selector Switches Operators

M22...-W-...

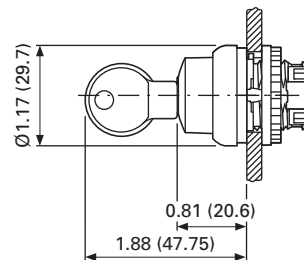


M22...-WL-...



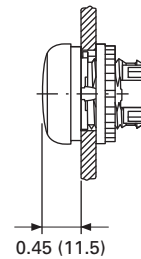
Key-Operated Selector Switches

M22...-W(R)S-...



Indicating Light

M22-L...

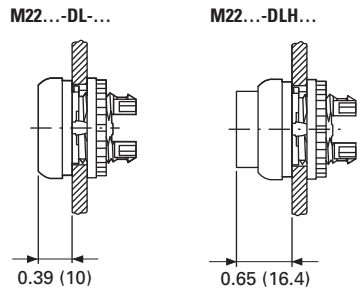


47.4 Pushbuttons and Indicating Lights

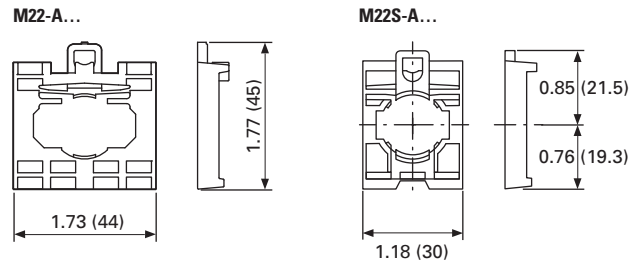
M22 Modular Pushbuttons

Approximate Dimensions in Inches (mm)

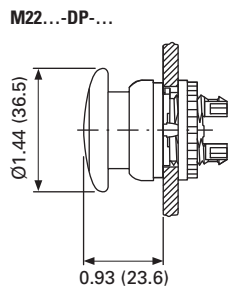
Illuminated Pushbuttons



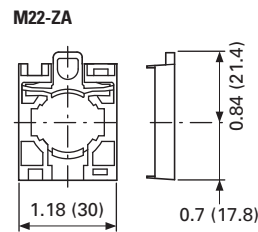
Contact Block Mounting Adapter



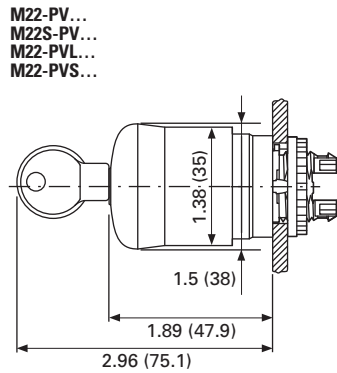
Mushroom Head Pushbutton



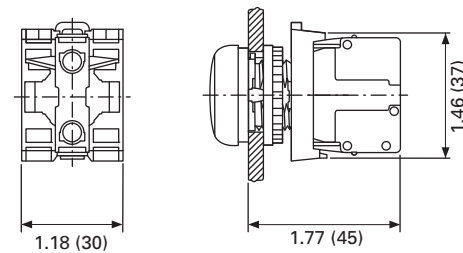
Front Mounted Centering Adapter



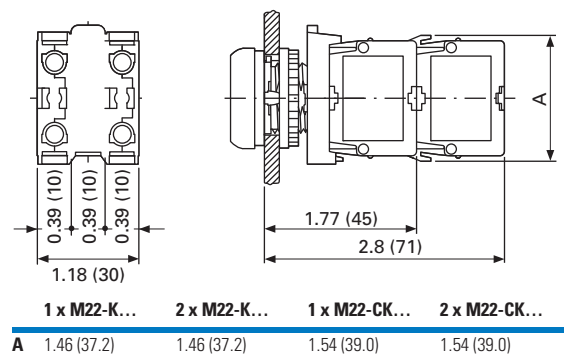
Emergency-Stop Operators



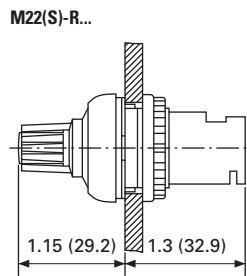
Front Mounted Indicating Light



Pushbutton, Complete Devices

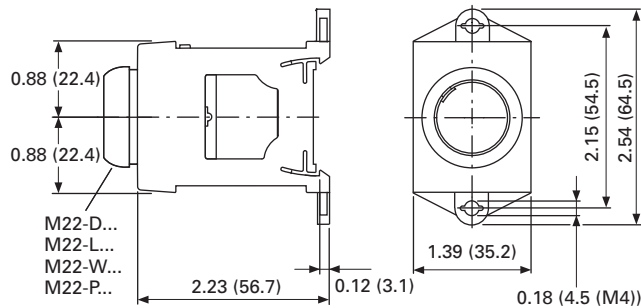


Potentiometer

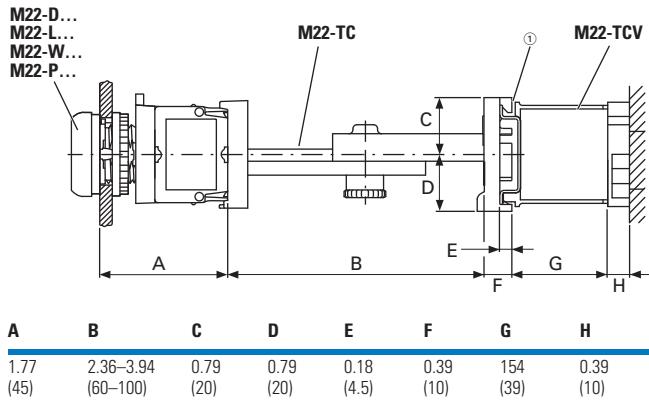


Approximate Dimensions in Inches (mm)

DIN-Rail Mounting Adapter



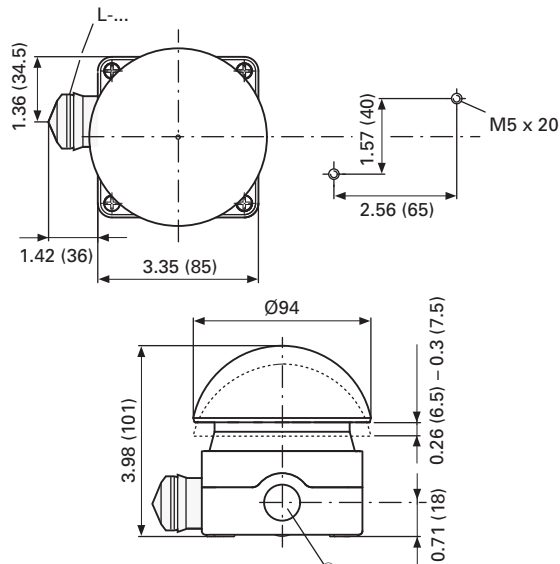
Pushbuttons and Indicating Lights with M22-TC Telescopic Clip and M22-TVC Extension



① Top-hat rail to IEC/EN 60715.

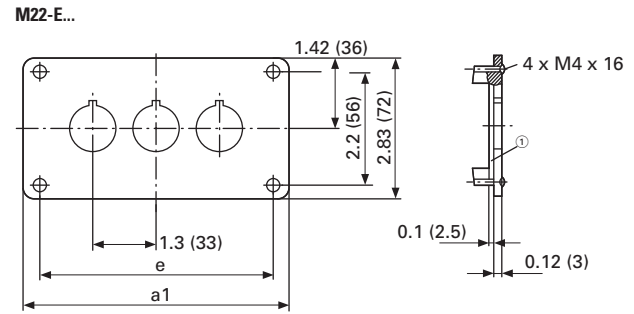
Palm Switches

FAK...



① 3 x M20 lateral, 1 x M16 in bottom.

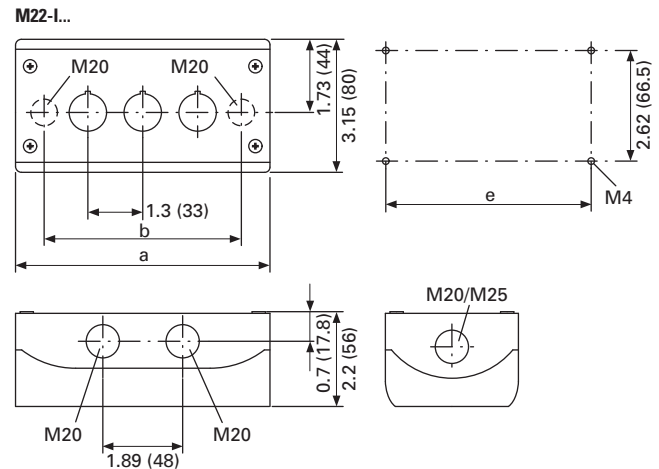
Front Mounted Mounting Plate



Catalog Number	a1	e
M22-E(Y) ①	2.83 (72)	2.21 (56)
M22-E2	4.13 (105)	3.50 (89)
M22-E3	5.43 (138)	4.80 (122)

Catalog Number	a1	e
M22-E4	6.73 (171)	6.10 (155)
M22-E5	8.03 (204)	7.40 (188)
M22-E6	9.33 (237)	8.70 (221)

Base Mounted Surface Mounting Enclosure



Catalog Number	Mounting Locations	a	b	e	Cable Entries
M22-I(Y)1	1	2.83 (72.0)	1.68 (42.6)	2.30 (58.5)	2 x M16 3 x M20 2 x M25
M22-I2	2	4.72 (120.0)	3.37 (85.6)	4.19 (106.5)	2 x M20 3 x M20 2 x M25
M22-I3	3	6.02 (153.0)	4.67 (118.6)	5.49 (139.5)	2 x M20 2 x M25 4 x M20
M22-I4	4	7.32 (186.0)	5.97 (151.6)	6.79 (172.5)	2 x M20 2 x M25 4 x M20
M22-I6	6	9.92 (252.0)	8.57 (217.6)	9.39 (238.5)	2 x M20 2 x M25 4 x M20

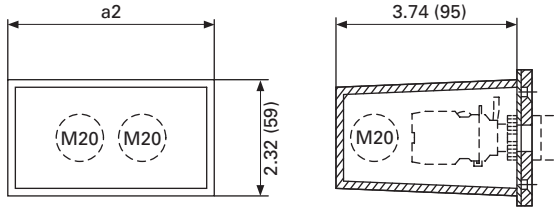
47.4 Pushbuttons and Indicating Lights

M22 Modular Pushbuttons

Approximate Dimensions in Inches (mm)

Covers

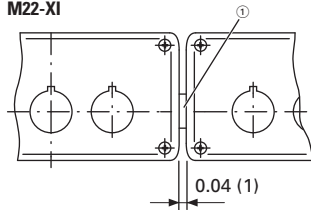
M22-H...



Catalog Number	a2	Cable Entry	Style
M22-H1	1.65 (42)	3 x M20	One-piece
M22-H2	2.95 (75)	4 x M20	
M22-H3	4.25 (108)	4 x M20	
M22-H4	5.55 (141)	4 x M20	Split
M22-H5	6.85 (174)	5 x M20	
M22-HE6	8.15 (207)	6 x M20	

Connecting Screw

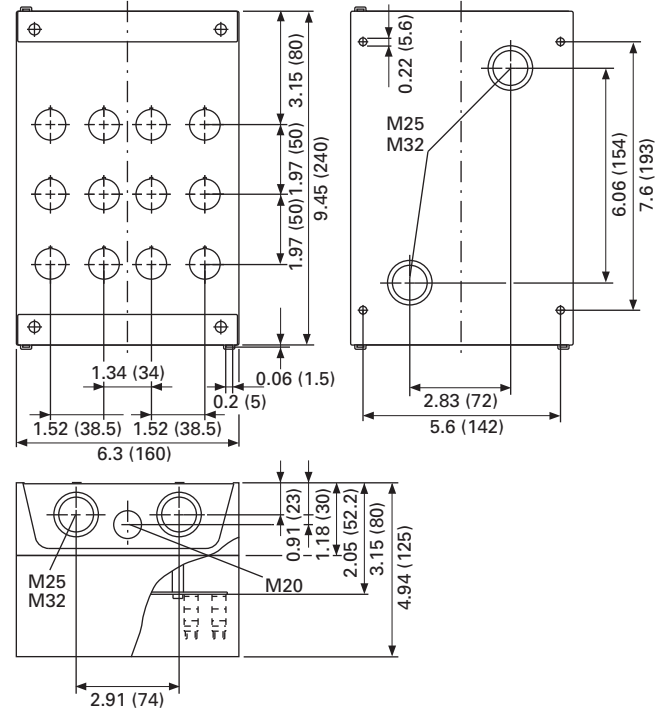
M22-XI



① Gasket.

Surface Mounting Enclosure for 12 Mounting Positions

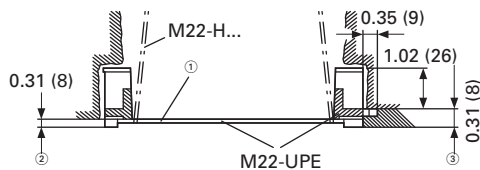
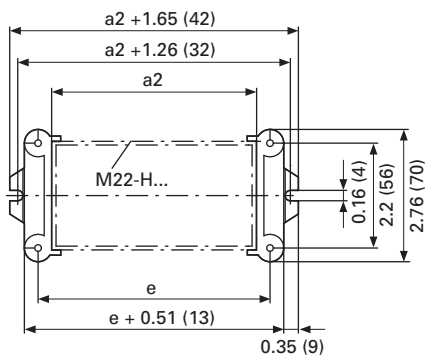
M22-I12



47

Shroud with Plaster Keys

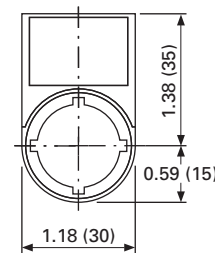
M22-UPE



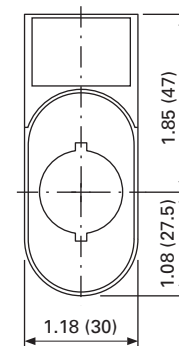
- ① Box for closing off when plastering.
- ② Plaster thickness less than 8 mm.
- ③ Plaster thickness more than 8 mm

Legend Plates

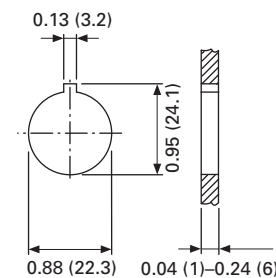
M22S-ST...



M22S-STDD-X

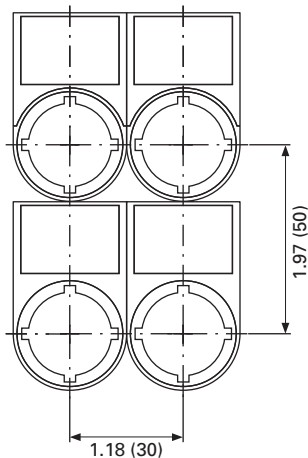


Mounting Hole with Lug Slot

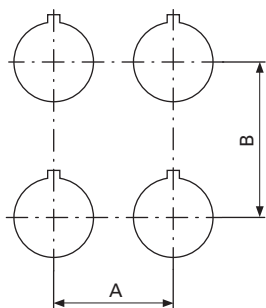


Approximate Dimensions in Inches (mm)

Grid Dimension to IEC/EN 60947

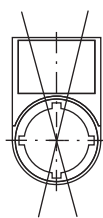


Grid Dimension for Various Combinations



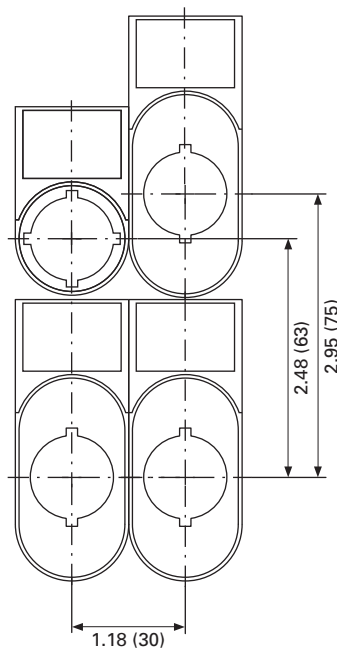
Pushbutton Diaphragm

Pushbutton diaphragm cannot be combined with label mount.

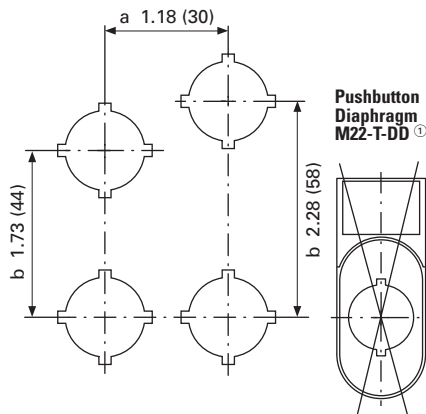


Catalog Number	A ≥	B ≥
M22(S)-... (IEC/EN 60947)	1.18 (30.0)	1.97 (50.0)
RMQ-Titan min.	1.18 (30.0)	1.58 (40.0)
M22-D... + M22-T-D	1.30 (33.0)	1.58 (40.0)
M22-D(R)P...	1.50 (38.0)	1.58 (40.0)
M22-PV...	1.50 (38.0)	1.58 (40.0)
M22-PV(L) + M22-PL-PV	1.89 (48.0)	2.20 (56.0)
M22-PV(L)(S...) + M22-D...	1.30 (33.0)	1.58 (40.0)
M22-DDL...	1.18 (30.0)	2.17 (55.0)
M22-DDL... + M22-T-DD	1.30 (33.0)	2.28 (58.0)
M22-ST...	1.18 (30.0)	1.97 (50.0)
M22-STDD...	1.18 (30.0)	2.95 (75.0)
M22-CK...	1.18 (30.0)	1.77 (45.0)
M22-CLED...	1.18 (30.0)	1.77 (45.0)
M22-XAK...	3.54 (90.0)	3.54 (90.0)
M22-XZK...	1.30 (33.0)	2.04 (52.0)
M22-XBK...	2.36 (60.0)	2.36 (60.0)
M22-XYK...	1.97 (50.0)	1.97 (50.0)
M22-D4	2.17 (55.0)	2.17 (55.0)
M22-WR...4	1.97 (50.0)	1.97 (50.0)
M22-W...J4	1.97 (50.0)	1.97 (50.0)

Grid Dimension for M22-DD...



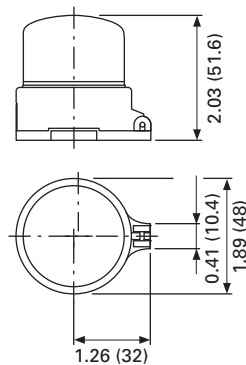
Grid Dimension for M22-DDL...



① Pushbutton diaphragm cannot be combined with label mount.

Emergency Stop Sealing Cover

M22-PL-PV



47.4

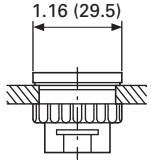
Pushbuttons and Indicating Lights

M22 Modular Pushbuttons

Approximate Dimensions in Inches (mm)

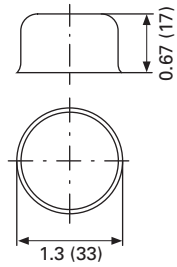
Blanking Plugs

M22...B-...

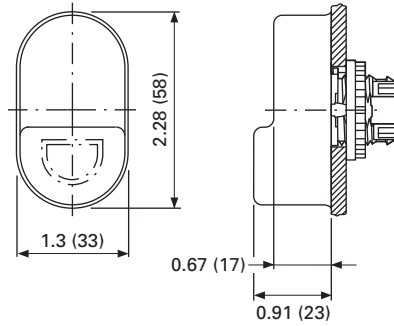


Pushbutton Diaphragm

M22-T-D

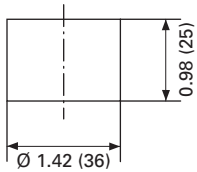


M22-T-D

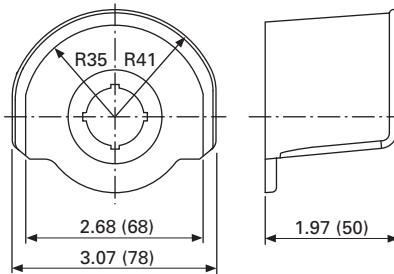


Guard Ring

M22-XGWK

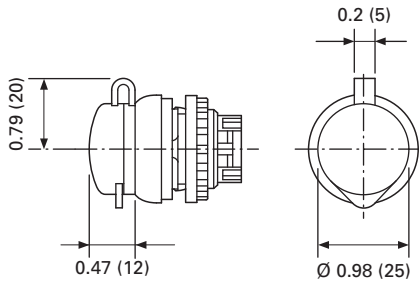


M22-XGPV



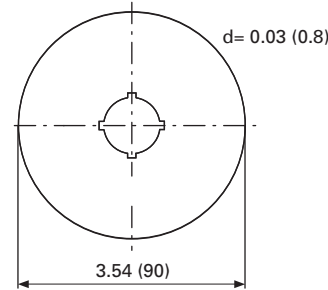
Key Cover

M22-XWS

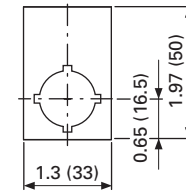


Emergency Stop Legend Plate

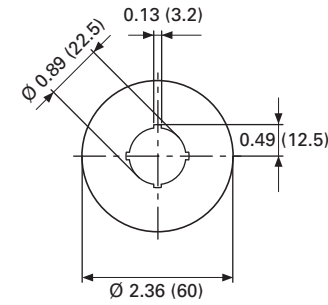
M22-XAK...



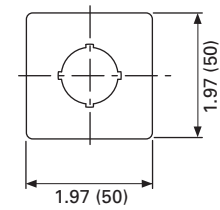
M22-X(Y)ZK...



M22-XBK-...

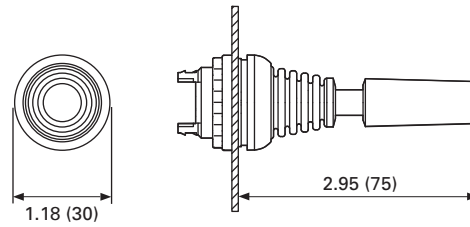


M22-XYK-...



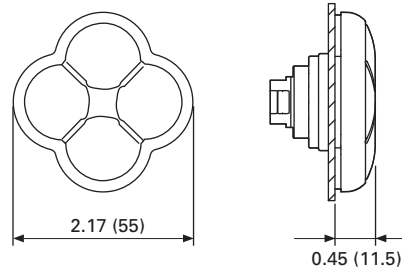
Joystick

M22...W...J...



Four-Way Pushbutton

M22...D...4-...



Symbols Library

Instructions for Ordering Laser Inscriptions

1. Identify part number to be inscribed.
2. Pick symbol from library and identify suffix code associated with the symbol.
3. Order part number already listed in the catalog with -ETCH suffix.
4. When placing an order by fax or Vistaline on the Web, reference order item number and indicate appropriate suffix code.

Example

To order a green flush button plate with the inscription AUTO HAND:

Order Catalog Number: M22-XD-G-ETCH (see **Page 9**).

AUTO HAND inscription is found on **Page 89** in the symbols library, suffix code is X91.

In the order notes, reference item number and suffix X91.

Letter height 3 mm: max 3 lines, max. 12 characters per line.

Letter height 5 mm: max. 2 line, max. 8 characters per line.

Note: For symbols or text not found in the symbol library, please contact the Eaton Technical Resource Center at 1-877-ETN CARE (386-2273) or TRC@eaton.com.

47.4

Pushbuttons and Indicating Lights

M22 Modular Pushbuttons

Letter Height Specifications: ≤ 5 characters; letter height = 0.197 in. (5 mm). > 5 characters; letter height = 0.118 in. (3 mm).

Text—English

Inscription	Catalog Number Suffix
STOP	GB0
START	GB1
CLOSE	GB2
UP	GB3
DOWN	GB4
OFF	GB5
ON	GB6
RUN	GB7
FAULT	GB8
TEST	GB9
OFF ON	GB10
MAN. AUTO	GB11
MAN. 0 AUTO	GB12
RESET	GB14
FORWARD	GB15
REVERSE	GB16
RAISE	GB17

Inscription	Catalog Number Suffix
LOWER	GB18
LEFT	GB19
RIGHT	GB20
BRAKE	GB21
HIGH	GB22
LOW	GB23
FAST	GB24
SLOW	GB25
FASTER	GB26
SLOWER	GB27
OPEN	GB32
PROG	GB62
CALL	GB63
OCCUPIED	GB64
BYPASS 0 1	GB65
BYPASS UP	GB66
EMERGENCY-STOP	GB99

Text—German

Inscription	Catalog Number Suffix
Halt	D0
Start	D1
Zu	D2
Auf	D3
Ab	D4
Aus	D5
En	D6
Betrieb	D7
Störung	D8
Prüfung	D9
Aus Ein	D10
HAND AUTO	D11
HAND 0 AUTO	D12
Antrieb	D13
Entsperren	D14
Vorwärts	D15
Rückwärts	D16
Heben	D17
Senken	D18
Links	D19
Rechts	D20
Bremsen	D21
Hoch	D22
Niedrig	D23
Schnell	D24

Inscription	Catalog Number Suffix
Langsam	D25
HAND	D28
AUTO	D29
Einrichten	D30
Tippen	D31
Öffnen	D32
Steuerspannung	D33
Start Automatik	D34
Lampentest	D35
Phasenkontrolle	D36
Alarm	D37
Alarm - Reset	D38
Sammelstörung	D39
Quittieren	D40
Quittierung	D41
Steuerung Ein	D42
Steuerung Aus	D43
Störung quittieren	D44
FÜHLER int. ext.	D72
HEIZUNG 1 2	D73
AUS- BLASEN	D74
SOLLWERT int. ext.	D75
Not-Aus	D99
Not - Aus quittieren	D100

47

Text Size: 3 mm—Max. 8 characters in 1st line; 10 characters in 2nd line; 8 characters in 3rd line.



Text Size: 5 mm—Max. 5 characters per line.



Letter Height Specifications: ≤ 5 characters; letter height = 0.197 in. (5 mm). > 5 characters; letter height = 0.118 in. (3 mm).








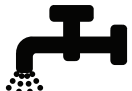


















Text—French

Inscription	Catalog Number Suffix
ARRÊT	F0
MARCHE	F1
FERMÉ	F2
MONTÉE	F3
DESCENTE	F4
ARRÊT	F5
MARCHE	F6
EN SERVICE	F7
PANNE	F8
ESSAI	F9
ARRÊT MARCHÉ	F10
MAN. AUTO	F11
MAN. 0 AUTO	F12
REARM.	F14
AVANT	F15
ARRIÈRE	F16
MONTER	F17
DESCENDRE	F18
GAUCHE	F19
DROITE	F20
DEFAULT	F67
SOUS TENSION	F68
ARRÊT D'URGENCE	F99

Text—Swedish

Inscription	Catalog Number Suffix
STOPP	S0
START	S1
STÄNG	S2
UPP	S3
NED	S4
FRÅN	S5
TILL	S6
KÖR	S7
FEL	S8
PROV	S9
FRAN TILL	S10
MAN. AUTO	S11
MAN. 0 AUTO	S12
ÅTERSTÄLLNING	S14
FRAM	S15
BACK	S16
ÖKA	S17
MINSKA	S18
VÄNSTER	S19
HÖGER	S20
BROMS	S21
HÖG	S22
LÅG	S23
ÖPPNA	S32
IN	S45
UT	S46
NÖDSTOPP	S99

Symbols

Inscription	Catalog Number Suffix	Inscription	Catalog Number Suffix
	X0		X13
	X1		X14
	X2		X15
	X3		X16
	X4		X17
	X5		X18
	X6		X19
	X7		X20
	X8		X21
	X9		X22
	X10		X23
	X11		X24
	X12		X25

Text Size: 3 mm—Max. 8 characters in 1st line; 10 characters in 2nd line; 8 characters in 3rd line.













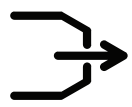




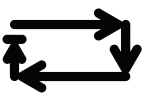


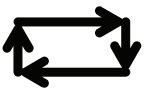
























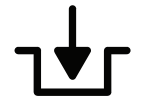


Text Size: 5 mm—Max. 5 characters per line.



47.4

Pushbuttons and Indicating Lights

M22 Modular Pushbuttons

Inscription	Catalog Number Suffix	Inscription	Catalog Number Suffix	Inscription	Catalog Number Suffix	Inscription	Catalog Number Suffix
	X26		X40	3	X54		X68
	X27		X41	4	X55		X69
	X28		X42	5	X56		X70
	X29		X43	6	X57		X71
	X30		X44	7	X58		X72
	X31		X45	8	X59		X73
	X32		X46	9	X60		X74
	X33		X47		X61		X75
	X34		X48		X62		X76
	X35		X49		X63		X77
	X36		X50		X64		X78
	X37	0	X51		X65		X79
	X38	1	X52		X66		X80
	X39	2	X53		X67		X81

47

Text Size: 3 mm—Max. 8 characters in 1st line; 10 characters in 2nd line; 8 characters in 3rd line.



Text Size: 5 mm—Max. 5 characters per line.



Inscription	Catalog Number Suffix	Inscription	Catalog Number Suffix	Inscription	Catalog Number Suffix	Inscription	Catalog Number Suffix
	X82		X104		X118		X132
	X83		X105		X119		X133
0 1	X88		X106		X120		X134
0 1	X89		X107		X121		X135
1 0	X90		X108		X122		X136
AUTO HAND	X91		X109		X123		X137
1	X92		X110		X124		X138
1 0	X93		X111		X125		X139
Auto 0 Man.	X94		X112		X126		X140
1	X95		X113		X127		X141
	X100		X114		X128		X142
	X101		X115		X129		X143
	X102		X116		X130		X144
	X103		X117		X131		X145

Text Size: 3 mm—Max. 8 characters in 1st line; 10 characters in 2nd line; 8 characters in 3rd line.



Text Size: 5 mm—Max. 5 characters per line.



47.4

Pushbuttons and Indicating Lights

M22 Modular Pushbuttons

Inscription	Catalog Number Suffix	Inscription	Catalog Number Suffix	Inscription	Catalog Number Suffix	Inscription	Catalog Number Suffix
	X146		X160		X174		X188
	X147		X161		X175		X189
	X148		X162		X176		X190
	X149		X163		X177		X191
	X150		X164		X178		X192
	X151		X165		X179		X193
	X152		X166		X180		X194
	X153		X167		X181		X195
	X154		X168		X182		X196
	X155		X169		X183		X197
	X156		X170		X184		X198
	X157		X171		X185		X199
	X158		X172		X186		X200
	X159		X173		X187		X201

47

Text Size: 3 mm—Max. 8 characters in 1st line; 10 characters in 2nd line; 8 characters in 3rd line.



Text Size: 5 mm—Max. 5 characters per line.



Inscription	Catalog Number Suffix	Inscription	Catalog Number Suffix	Inscription	Catalog Number Suffix	Inscription	Catalog Number Suffix
	X202		X216		X230		X244
	X203		X217		X231		X245
L 1	X204		X218		X232		X246
L 2	X205		X219		X233		X247
L 3	X206		X220		X234		X248
↑ A	X207		X221		X235		X249
↓ A	X208		X222		X236		X250
↓ B	X209		X223		X237		X251
↑ B	X210		X224		X238		X252
I	X211		X225		X239		X253
II	X212		X226		X240		X254
III	X213		X227		X241		X255
	X214		X228		X242		X256
	X215		X229		X243		X257

Text Size: 3 mm—Max. 8 characters in 1st line; 10 characters in 2nd line; 8 characters in 3rd line.












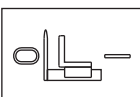













Text Size: 5 mm—Max. 5 characters per line.



47.4

Pushbuttons and Indicating Lights

M22 Modular Pushbuttons

Inscription	Catalog Number Suffix	Inscription	Catalog Number Suffix	Inscription	Catalog Number Suffix	Inscription	Catalog Number Suffix
	X258		X265	CHEM II	X272		X279
	X259		X266	CHEM III	X273		X280
	X260		X267		X274	OUT OF SERVICE	X281
	X261		X268		X275		X282
	X262		X269	CONTI → CUT	X276		X283
	X263		X270		X277		X284
	X264	CHEM I	X271		X278		X285



Catalog Number Index

FAK-IU	65	M22-C1-M8H	66	M22-DGL-X	19, 23	M22-DL-W-K10-230W	17
FAK-R	65	M22-C1-M9H	66	M22-DGL-Y	18	M22-DL-W-K11-W	17
FAK-R-KC11-I	65	M22-C2-M1H	66	M22-DG-B	8	M22-DL-W-K11-230W	17
FAK-R-V-KC01-IY	65	M22-C2-M2V	66	M22-DG-G	8	M22-DL-W-K20-W	17
FAK-R-V-KC02-IY	65	M22-C2-M3V	66	M22-DG-R	8	M22-DL-W-K20-230W	17
FAK-R-V-KC11-IY	65	M22-C3-M1H	66	M22-DG-S	8	M22-DL-X	19, 23
FAK-R-V-KC12-IY	65	M22-C3-M2V	66	M22-DG-W	8	M22-DL-Y	18
FAK-R-V-Y	65	M22-C3-M3H	66	M22-DG-X	9, 13	M22-DP-G	50
FAK-S	65	M22-C3-M4V	66	M22-DG-X-SRG	8	M22-DP-G-X	51
FAK-S-KC11-I	65	M22-C3-M5V	66	M22-DG-X-SWRGYB	8	M22-DP-R	50
FAK-Y	65	M22-C3-M6V	66	M22-DG-Y	8	M22-DP-R-K01	50
FAK-Y-KC11-I	65	M22-DDLF-GR	56	M22-DH-B	12	M22-DP-R-K02	50
M22-A	68	M22-DDLF-GR-ETCH	56	M22-DH-G	12	M22-DP-R-K11	50
M22-ADC	73	M22-DDLF-GR-X1-X0	56	M22-DH-R	12	M22-DP-R-K12	50
M22-ADC4	73	M22-DDLF-WS	56	M22-DH-R-GB0	12	M22-DP-R-X	51
M22-AMC	62	M22-DDLF-WS-ETCH	56	M22-DH-R-K01	12	M22-DP-S	50
M22-AMC-XAM	62	M22-DDLF-WS-X1-X0	56	M22-DH-R-K02	12	M22-DP-S-X	51
M22-AMC-XAMP	62	M22-DDLM-GR	56	M22-DH-R-K10	12	M22-DP-Y	50
M22-ASI	64	M22-DDLM-GR-ETCH	56	M22-DH-R-K11	12	M22-DP-Y-X	51
M22-ASI-C	64	M22-DDLM-GR-X1-X0	56	M22-DH-R-K20	12	M22-DRH-B	14
M22-ASI-CS	64	M22-DDLM-WS	56	M22-DH-R-X0	12	M22-DRH-G	14
M22-ASI-S	64	M22-DDLM-WS-ETCH	56	M22-DH-S	12	M22-DRH-R	14
M22-A4	68	M22-DDLM-WS-X1-X0	56	M22-DH-W	12	M22-DRH-S	14
M22-B	72	M22-DDL-GR	55	M22-DH-X-SRG	12	M22-DRH-W	14
M22-CKC01	68	M22-DDL-GR-ETCH	55	M22-DH-X-SWRGYB	12	M22-DRH-X-SRG	14
M22-CKC10	68	M22-DDL-GR-GB1-GB0	55	M22-DH-Y	12	M22-DRH-X-SWRGYB	14
M22-CK01	68	M22-DDL-GR-X1-X0	55	M22-DI4-S	59	M22-DRH-Y	14
M22-CK01D	68	M22-DDL-S	55	M22-DI4-S-ETCH	59	M22-DRLH-B	24
M22-CK02	68	M22-DDL-S-ETCH	55	M22-DI4-S-X7	59	M22-DRLH-G	24
M22-CK10	68	M22-DDL-S-X4-X5	55	M22-DLH-B	22	M22-DRLH-R	24
M22-CK11	68	M22-DDL-S-X7-X7	55	M22-DLH-G	22	M22-DRLH-W	24
M22-CK20	68	M22-DDL-WS	55	M22-DLH-G-K20-G	22	M22-DRLH-Y	24
M22-CLEDC230-B	69	M22-DDL-WS-ETCH	55	M22-DLH-G-K20-230G	22	M22-DRL-B	20
M22-CLEDC230-G	69	M22-DDL-WS-GB1-GB0	55	M22-DLH-R	22	M22-DRL-G	20
M22-CLEDC230-R	69	M22-DDL-WS-X1-X0	55	M22-DLH-R-K11-R	22	M22-DRL-R	20
M22-CLEDC230-W	69	M22-DGH-B	12	M22-DLH-R-K11-230R	22	M22-DRL-W	20
M22-CLEDC-B	69	M22-DGH-G	12	M22-DLH-W	22	M22-DRL-W-K01-W	20
M22-CLEDC-G	69	M22-DGH-R	12	M22-DLH-W-K20-W	22	M22-DRL-W-K01-230W	20
M22-CLEDC-R	69	M22-DGH-R-GB0	12	M22-DLH-W-K20-230W	22	M22-DRL-W-K02-W	20
M22-CLEDC-W	69	M22-DGH-R-K01	12	M22-DLH-Y	22	M22-DRL-W-K02-230W	20
M22-CLED230-B	69	M22-DGH-R-K02	12	M22-DL-B	18	M22-DRL-W-K10-W	20
M22-CLED230-G	69	M22-DGH-R-K10	12	M22-DL-G	18	M22-DRL-W-K10-230W	20
M22-CLED230-R	69	M22-DGH-R-K11	12	M22-DL-G-K10-G	17	M22-DRL-W-K11-W	20
M22-CLED230-W	69	M22-DGH-R-K20	12	M22-DL-G-K10-230G	17	M22-DRL-W-K11-230W	20
M22-CLED-B	69	M22-DGH-R-X0	12	M22-DL-G-K11-G	17	M22-DRL-W-K20-W	20
M22-CLED-G	69	M22-DGH-S	12	M22-DL-G-K11-230G	17	M22-DRL-W-K20-230W	20
M22-CLED-R	69	M22-DGH-W	12	M22-DL-G-K20-G	17	M22-DRL-X	21, 25
M22-CLED-W	69	M22-DGH-Y	12	M22-DL-G-K20-230G	17	M22-DRL-Y	20
M22-C1-M1H	66	M22-DGLH-B	22	M22-DL-R	18	M22-DRP-G	52
M22-C1-M10H	66	M22-DGLH-G	22	M22-DL-R-K01-R	17	M22-DRP-G-X	53
M22-C1-M11H	66	M22-DGLH-R	22	M22-DL-R-K01-230R	17	M22-DRP-R	52
M22-C1-M2H	66	M22-DGLH-W	22	M22-DL-R-K02-R	17	M22-DRP-R-K01	52
M22-C1-M3H	66	M22-DGLH-Y	22	M22-DL-R-K02-230R	17	M22-DRP-R-K02	52
M22-C1-M4H	66	M22-DGL-B	18	M22-DL-R-K11-R	17	M22-DRP-R-K11	52
M22-C1-M5H	66	M22-DGL-G	18	M22-DL-R-K11-230R	17	M22-DRP-R-K12	52
M22-C1-M6H	66	M22-DGL-R	18	M22-DL-W	18	M22-DRP-R-X	53
M22-C1-M7H	66	M22-DGL-W	18	M22-DL-W-K10-W	17	M22-DRP-S	52

47.4

Pushbuttons and Indicating Lights

M22 Modular Pushbuttons

M22-DRP-S-X	53	M22-E1	72	M22-L-B	26	M22-R4K7-RH	62
M22-DRP-Y	52	M22-E2	72	M22-L-B-B	26	M22-R47K	62
M22-DRP-Y-X	53	M22-E3	72	M22-L-B-230B	26	M22-R47K-RH	62
M22-DR-B	10	M22-E4	72	M22-L-G	26	M22-R470K	62
M22-DR-G	10	M22-E5	72	M22-L-G-G	26	M22-R470K-RH	62
M22-DR-R	10	M22-E6	72	M22-L-G-230G	26	M22-TA	73
M22-DR-S	10	M22-GR	73	M22-L-R	26	M22-TC	73
M22-DR-W	10	M22-H1	72	M22-L-R-R	26	M22-TCV	73
M22-DR-X	11, 15	M22-H2	72	M22-L-R-230R	26	M22-T-D	73
M22-DR-X-SRG	10	M22-H3	72	M22-L-W	26	M22-T-DD	73
M22-DR-X-SWRGYB	10	M22-H4	72	M22-L-W-W	26	M22-UPE	72
M22-DR-Y	10	M22-H5	72	M22-L-W-230W	26	M22-USB-SA	63
M22-DZ-B	63	M22-H6	72	M22-L-X	27	M22-W	36
M22-DZ-B-GB14	63	M22-IVS	73	M22-L-Y	26	M22-WJ2H	60
M22-DZ-B-X6	63	M22-IY1-PG	72	M22-L-Y-W	26	M22-WJ2H-2P	60
M22-DZ-R	63	M22-I1-PG	72	M22-L-Y-230W	26	M22-WJ2V	60
M22-DZ-R-GB0	63	M22-I2-PG	72	M22-MS	73	M22-WJ2V-2P	60
M22-DZ-R-X0	63	M22-I3-PG	72	M22-PL-PV	72	M22-WJ4	60
M22-DZ-X	63	M22-I4-PG	72	M22-PV	29	M22-WJ4-2P	60
M22-D4-S	59	M22-I6-PG	72	M22-PVL	31	M22-WK	35
M22-D4-S-ETCH	59	M22-KC01	68	M22-PVLT	31	M22-WKV	35
M22-D4-S-X7	59	M22-KC01-B100	68	M22-PVLT-K01-R	30	M22-WKV-K10	34
M22-D-B	8	M22-KC01-B25	68	M22-PVLT-K01-230R	30	M22-WKV-K11	34
M22-D-G	8	M22-KC10	68	M22-PVLT-K02-R	30	M22-WKV-K22	34
M22-D-G-GB1	8	M22-KC10-B100	68	M22-PVLT-K02-230R	30	M22-WK3	35
M22-D-G-K01	7	M22-KC10-B25	68	M22-PVLT-K12-R	30	M22-WLK3-B	40
M22-D-G-K02	7	M22-KT1	73	M22-PVLT-K12-230R	30	M22-WLK3-G	40
M22-D-G-K10	7	M22-K01	68	M22-PVL-K01-R	30	M22-WLK3-R	40
M22-D-G-K11	7	M22-K01D	68	M22-PVL-K01-230R	30	M22-WLK3-W	40
M22-D-G-K20	7	M22-K01-B100	68	M22-PVL-K02-R	30	M22-WLK3-Y	40
M22-D-G-X1	8	M22-K01-B25	68	M22-PVL-K02-230R	30	M22-WR	36
M22-D-R	8	M22-K10	68	M22-PVL-K12-R	30	M22-WR2H	60
M22-D-R-GB0	8	M22-K10P	68	M22-PVL-K12-230R	30	M22-WR2V	60
M22-D-R-K01	7	M22-K10-B100	68	M22-PVS	29	M22-WR4	60
M22-D-R-K02	7	M22-K10-B25	68	M22-PVS-K01	28	M22-WRK	35
M22-D-R-K10	7	M22-LEDC230H-B	69	M22-PVS-K02	28	M22-WRK3	35
M22-D-R-K11	7	M22-LEDC230H-G	69	M22-PVS-K12	28	M22-WRK3-K20	34
M22-D-R-K20	7	M22-LEDC230H-R	69	M22-PVS-MS2	29	M22-WRK3-K22	34
M22-D-R-X0	8	M22-LEDC230H-W	69	M22-PVS-MS3	29	M22-WRK3-1	35
M22-D-S	8	M22-LEDC230-B	69	M22-PVS-MS4	29	M22-WRK3-2	35
M22-D-S-K01	7	M22-LEDC230-G	69	M22-PVS-MS5	29	M22-WRK4	35
M22-D-S-K02	7	M22-LEDC230-R	69	M22-PVS-MS6	29	M22-WRK-K10	34
M22-D-S-K10	7	M22-LEDC230-W	69	M22-PVS-MS7	29	M22-WRK-K11	34
M22-D-S-K11	7	M22-LEDC-B	69	M22-PVS-MS8	29	M22-WRK-K22	34
M22-D-S-K20	7	M22-LEDC-G	69	M22-PVT	29	M22-WRLK3-B	40
M22-D-W	8	M22-LEDC-R	69	M22-PVT-K01	28	M22-WRLK3-G	40
M22-D-X	9, 13	M22-LEDC-W	69	M22-PVT-K02	28	M22-WRLK3-R	40
M22-D-X-SRG	8	M22-LED230H-B	69	M22-PVT-K12	28	M22-WRLK3-W	40
M22-D-X-SWRGYB	8	M22-LED230H-G	69	M22-PV-K01	28	M22-WRLK3-Y	40
M22-D-Y	8	M22-LED230H-R	69	M22-PV-K02	28	M22-WRLK3-1-B	40
M22-ES-MS1	29, 47	M22-LED230H-W	69	M22-PV-K12	28	M22-WRLK3-1-G	40
M22-ES-MS2	29, 47	M22-LED230-B	69	M22-RJ45-SA	63	M22-WRLK3-1-R	40
M22-ES-MS3	29, 47	M22-LED230-G	69	M22-R1K	62	M22-WRLK3-1-W	40
M22-ES-MS4	29, 47	M22-LED230-R	69	M22-R1K-RH	62	M22-WRLK3-1-Y	40
M22-ES-MS5	29, 47	M22-LED230-W	69	M22-R10K	62	M22-WRLK3-2-B	40
M22-ES-MS6	29, 47	M22-LED-B	69	M22-R10K-RH	62	M22-WRLK3-2-G	40
M22-ES-MS7	29, 47	M22-LED-G	69	M22-R100K	62	M22-WRLK3-2-R	40
M22-ES-MS8	29, 47	M22-LED-R	69	M22-R100K-RH	62	M22-WRLK3-2-W	40
M22-EY1	72	M22-LED-W	69	M22-R4K7	62	M22-WRLK3-2-Y	40

M22-WRS	43	M22-WRS3-MS8-A2	44	M22-XCK-ETCH	71	M22-XDLH-G-ETCH	68
M22-WRS3	44	M22-WRS3-MS8-A3	44	M22-XDH-B	67	M22-XDLH-G-GB1	68
M22-WRS3-A1	44	M22-WRS3-MS8-A4	45	M22-XDH-B-ETCH	67	M22-XDLH-G-GB6	68
M22-WRS3-A2	44	M22-WRS3-MS8-A5	45	M22-XDH-B-GB14	67	M22-XDLH-G-X1	68
M22-WRS3-A3	44	M22-WRS3-MS8-A6	44	M22-XDH-B-X6	67	M22-XDLH-R	68
M22-WRS3-A4	45	M22-WRS3-MS8-A7	44	M22-XDH-G	67	M22-XDLH-R-ETCH	68
M22-WRS3-A5	45	M22-WRS-A1	43	M22-XDH-G-ETCH	67	M22-XDLH-R-GB0	68
M22-WRS3-A6	44	M22-WRS-MS2	43	M22-XDH-G-GB1	67	M22-XDLH-R-GB5	68
M22-WRS3-A7	44	M22-WRS-MS2-A1	43	M22-XDH-G-GB6	67	M22-XDLH-R-X0	68
M22-WRS3-MS2	44	M22-WRS-MS3	43	M22-XDH-G-X1	67	M22-XDLH-W	68
M22-WRS3-MS2-A1	44	M22-WRS-MS3-A1	43	M22-XDH-G-X2	67	M22-XDLH-W-ETCH	68
M22-WRS3-MS2-A2	44	M22-WRS-MS4	43	M22-XDH-R	67	M22-XDLH-Y	68
M22-WRS3-MS2-A3	44	M22-WRS-MS4-A1	43	M22-XDH-R-ETCH	67	M22-XDLH-Y-ETCH	68
M22-WRS3-MS2-A4	45	M22-WRS-MS5	43	M22-XDH-R-GB0	67	M22-XDL-B	68
M22-WRS3-MS2-A5	45	M22-WRS-MS5-A1	43	M22-XDH-R-GB5	67	M22-XDL-B-ETCH	68
M22-WRS3-MS2-A6	44	M22-WRS-MS6	43	M22-XDH-R-X0	67	M22-XDL-B-GB14	68
M22-WRS3-MS2-A7	44	M22-WRS-MS6-A1	43	M22-XDH-S	67	M22-XDL-B-X6	68
M22-WRS3-MS3	44	M22-WRS-MS7	43	M22-XDH-SRG	67	M22-XDL-G	68
M22-WRS3-MS3-A1	44	M22-WRS-MS7-A1	43	M22-XDH-SWRGYB	67	M22-XDL-G-ETCH	68
M22-WRS3-MS3-A2	44	M22-WRS-MS8	43	M22-XDH-S-ETCH	67	M22-XDL-G-GB1	68
M22-WRS3-MS3-A3	44	M22-WRS-MS8-A1	43	M22-XDH-S-GB0	67	M22-XDL-G-GB6	68
M22-WRS3-MS3-A4	45	M22-WR3	36	M22-XDH-S-GB1	67	M22-XDL-G-X1	68
M22-WRS3-MS3-A5	45	M22-WR3-ETCH	36	M22-XDH-S-GB15	67	M22-XDL-R	68
M22-WRS3-MS3-A6	44	M22-WR3-X94	36	M22-XDH-S-GB16	67	M22-XDL-R-ETCH	68
M22-WRS3-MS3-A7	44	M22-WR4	36	M22-XDH-S-GB17	67	M22-XDL-R-GB0	68
M22-WRS3-MS4	44	M22-WR-ETCH	36	M22-XDH-S-GB18	67	M22-XDL-R-GB5	68
M22-WRS3-MS4-A1	44	M22-WR-X91	36	M22-XDH-S-GB2	67	M22-XDL-R-X0	68
M22-WRS3-MS4-A2	44	M22-WR-X92	36	M22-XDH-S-GB3	67	M22-XDL-W	68
M22-WRS3-MS4-A3	44	M22-WS	42	M22-XDH-S-GB4	67	M22-XDL-W-ETCH	68
M22-WRS3-MS4-A4	45	M22-WS3	43	M22-XDH-S-GB5	67	M22-XDL-Y	68
M22-WRS3-MS4-A5	45	M22-WS3-MS2	43	M22-XDH-S-GB6	67	M22-XDL-Y-ETCH	68
M22-WRS3-MS4-A6	44	M22-WS3-MS3	43	M22-XDH-S-GB9	67	M22-XDP-G	67
M22-WRS3-MS4-A7	44	M22-WS3-MS4	43	M22-XDH-S-X0	67	M22-XDP-G-ETCH	67
M22-WRS3-MS5	44	M22-WS3-MS5	43	M22-XDH-S-X1	67	M22-XDP-G-GB1	67
M22-WRS3-MS5-A1	44	M22-WS3-MS6	43	M22-XDH-S-X10	67	M22-XDP-G-GB6	67
M22-WRS3-MS5-A2	44	M22-WS3-MS7	43	M22-XDH-S-X11	67	M22-XDP-G-X0	67
M22-WRS3-MS5-A3	44	M22-WS3-MS8	43	M22-XDH-S-X12	67	M22-XDP-G-X1	67
M22-WRS3-MS5-A4	45	M22-WS-MS2	42	M22-XDH-S-X13	67	M22-XDP-R	67
M22-WRS3-MS5-A5	45	M22-WS-MS3	42	M22-XDH-S-X14	67	M22-XDP-R-ETCH	67
M22-WRS3-MS5-A6	44	M22-WS-MS4	42	M22-XDH-S-X15	67	M22-XDP-R-GB0	67
M22-WRS3-MS5-A7	44	M22-WS-MS5	42	M22-XDH-S-X16	67	M22-XDP-R-GB5	67
M22-WRS3-MS6	44	M22-WS-MS6	42	M22-XDH-S-X17	67	M22-XDP-R-X0	67
M22-WRS3-MS6-A1	44	M22-WS-MS7	42	M22-XDH-S-X2	67	M22-XDP-S	67
M22-WRS3-MS6-A2	44	M22-WS-MS8	42	M22-XDH-S-X4	67	M22-XDP-S-ETCH	67
M22-WRS3-MS6-A3	44	M22-W3	36	M22-XDH-S-X5	67	M22-XDP-S-GB0	67
M22-WRS3-MS6-A4	45	M22-XAK	71	M22-XDH-S-X7	67	M22-XDP-S-GB1	67
M22-WRS3-MS6-A5	45	M22-XAK1	71	M22-XDH-S-X8	67	M22-XDP-S-GB15	67
M22-WRS3-MS6-A6	44	M22-XAK5	71	M22-XDH-S-X9	67	M22-XDP-S-GB16	67
M22-WRS3-MS6-A7	44	M22-XAK-ETCH	71	M22-XDH-W	67	M22-XDP-S-GB3	67
M22-WRS3-MS7	44	M22-XAM	62	M22-XDH-W-ETCH	67	M22-XDP-S-GB4	67
M22-WRS3-MS7-A1	44	M22-XAMP	62	M22-XDH-W-GB1	67	M22-XDP-S-GB5	67
M22-WRS3-MS7-A2	44	M22-XBK	71	M22-XDH-W-X1	67	M22-XDP-S-GB6	67
M22-WRS3-MS7-A3	44	M22-XBK1	71	M22-XDH-Y	67	M22-XDP-S-X0	67
M22-WRS3-MS7-A4	45	M22-XBK5	71	M22-XDH-Y-ETCH	67	M22-XDP-S-X1	67
M22-WRS3-MS7-A5	45	M22-XBK-ETCH	71	M22-XDLH-B	68	M22-XDP-S-X4	67
M22-WRS3-MS7-A6	44	M22-XCK	71	M22-XDLH-B-ETCH	68	M22-XDP-S-X5	67
M22-WRS3-MS7-A7	44	M22-XCK1	71	M22-XDLH-B-GB14	68	M22-XDP-S-X7	67
M22-WRS3-MS8	44	M22-XCK2	71	M22-XDLH-B-X6	68	M22-XDP-W	67
M22-WRS3-MS8-A1	44	M22-XCK3	71	M22-XDLH-G	68	M22-XDP-W-ETCH	67

47.4

Pushbuttons and Indicating Lights

M22 Modular Pushbuttons

M22-XDP-Y	67	M22-XKDP	73	M22S-DH-R-GB0	12	M22S-DP-S-X	51
M22-XDP-Y-ETCH	67	M22-XLED220	69	M22S-DH-R-K01	12	M22S-DP-Y	50
M22-XD-B	63, 67	M22-XLED230-T	69	M22S-DH-R-K02	12	M22S-DP-Y-X	51
M22-XD-B-ETCH	67	M22-XLED60	69	M22S-DH-R-K10	12	M22S-DRH-B	14
M22-XD-B-GB14	63, 67	M22-XLED-T	69	M22S-DH-R-K11	12	M22S-DRH-G	14
M22-XD-B-X6	63, 67	M22-XST	70	M22S-DH-R-K20	12	M22S-DRH-R	14
M22-XD-G	67	M22-XST-D11	70	M22S-DH-R-X0	12	M22S-DRH-S	14
M22-XD-G-ETCH	67	M22-XST-D12	70	M22S-DH-S	12	M22S-DRH-W	14
M22-XD-G-GB1	67	M22-XST-ETCH	70	M22S-DH-W	12	M22S-DRH-X-SRG	14
M22-XD-G-GB6	67	M22-XST-GB0	70	M22S-DH-X-SRG	12	M22S-DRH-X-SWRGYB	14
M22-XD-G-X1	67	M22-XST-GB1	70	M22S-DH-X-SWRGYB	12	M22S-DRH-Y	14
M22-XD-G-X2	67	M22-XST-GB10	70	M22S-DH-Y	12	M22S-DRLH-B	24
M22-XD-R	63, 67	M22-XST-GB11	70	M22S-DI4-S	59	M22S-DRLH-G	24
M22-XD-R-ETCH	67	M22-XST-GB12	70	M22S-DI4-S-ETCH	59	M22S-DRLH-R	24
M22-XD-R-GB0	63, 67	M22-XST-GB5	70	M22S-DI4-S-X7	59	M22S-DRLH-W	24
M22-XD-R-GB5	67	M22-XST-GB6	70	M22S-DLH-G	22	M22S-DRLH-Y	24
M22-XD-R-X0	63, 67	M22-XST-GB7	70	M22S-DLH-G-K20-G	22	M22S-DRL-B	20
M22-XD-S	67	M22-XST-GB8	70	M22S-DLH-G-K20-230G	22	M22S-DRL-G	20
M22-XD-SRG	67	M22-XST-X52	70	M22S-DLH-R	22	M22S-DRL-R	20
M22-XD-SWRGYB	67	M22-XST-X53	70	M22S-DLH-R-K11-R	22	M22S-DRL-W	20
M22-XD-S-ETCH	67	M22-XST-X88	70	M22S-DLH-R-K11-230R	22	M22S-DRL-W-K01-W	20
M22-XD-S-GB0	67	M22-XST-X89	70	M22S-DLH-W	22	M22S-DRL-W-K01-230W	20
M22-XD-S-GB1	67	M22-XST-X93	70	M22S-DLH-W-K20-W	22	M22S-DRL-W-K02-W	20
M22-XD-S-GB15	67	M22-XYK	71	M22S-DLH-W-K20-230W	22	M22S-DRL-W-K02-230W	20
M22-XD-S-GB16	67	M22-XYK1	71	M22S-DLH-Y	22	M22S-DRL-W-K10-W	20
M22-XD-S-GB17	67	M22-XYK5	71	M22S-DL-B	18	M22S-DRL-W-K10-230W	20
M22-XD-S-GB18	67	M22-XYK-ETCH	71	M22S-DL-G	18	M22S-DRL-W-K11-230W	20
M22-XD-S-GB2	67	M22-XZK	71	M22S-DL-G-K10-G	17	M22S-DRL-W-K20-W	20
M22-XD-S-GB3	67	M22-XZK-ETCH	71	M22S-DL-G-K10-230G	17	M22S-DRL-W-K20-230W	20
M22-XD-S-GB4	67	M22-XZK-GB99	71	M22S-DL-G-K11-G	17	M22S-DRL-X	21, 25
M22-XD-S-GB5	67	M22G-XGPV	72	M22S-DL-G-K11-230G	17	M22S-DRL-Y	20
M22-XD-S-GB6	67	M22S-B	72	M22S-DL-G-K20-G	17	M22S-DRP-G	52
M22-XD-S-GB9	67	M22S-DDLF-GR	56	M22S-DL-G-K20-230G	17	M22S-DRP-G-X	53
M22-XD-S-X0	67	M22S-DDLF-GR-ETCH	56	M22S-DL-R	18	M22S-DRP-R	52
M22-XD-S-X1	67	M22S-DDLF-GR-X1-X0	56	M22S-DL-R-K01-R	17	M22S-DRP-R-K01	52
M22-XD-S-X10	67	M22S-DDLF-WS	56	M22S-DL-R-K01-230R	17	M22S-DRP-R-K02	52
M22-XD-S-X11	67	M22S-DDLF-WS-ETCH	56	M22S-DL-R-K02-R	17	M22S-DRP-R-K11	52
M22-XD-S-X12	67	M22S-DDLF-WS-X1-X0	56	M22S-DL-R-K02-230R	17	M22S-DRP-R-K12	52
M22-XD-S-X13	67	M22S-DDLM-GR	56	M22S-DL-R-K11-R	17	M22S-DRP-R-X	53
M22-XD-S-X14	67	M22S-DDLM-GR-ETCH	56	M22S-DL-R-K11-230R	17	M22S-DRP-S	52
M22-XD-S-X15	67	M22S-DDLM-GR-X1-X0	56	M22S-DL-W	18	M22S-DRP-S-X	53
M22-XD-S-X16	67	M22S-DDLM-WS	56	M22S-DL-W-K10-W	17	M22S-DRP-Y	52
M22-XD-S-X17	67	M22S-DDLM-WS-ETCH	56	M22S-DL-W-K10-230W	17	M22S-DRP-Y-X	53
M22-XD-S-X2	67	M22S-DDLM-WS-X1-X0	56	M22S-DL-W-K11-W	17	M22S-DR-B	10
M22-XD-S-X4	67	M22S-DDL-GR	55	M22S-DL-W-K11-230W	17	M22S-DR-G	10
M22-XD-S-X5	67	M22S-DDL-GR-ETCH	55	M22S-DL-W-K20-W	17	M22S-DR-R	10
M22-XD-S-X7	67	M22S-DDL-GR-GB1-GB0	55	M22S-DL-W-K20-230W	17	M22S-DR-S	10
M22-XD-S-X8	67	M22S-DDL-GR-X1-X0	55	M22S-DL-X	19, 23	M22S-DR-W	10
M22-XD-S-X9	67	M22S-DDL-S	55	M22S-DL-Y	18	M22S-DR-X	11, 15
M22-XD-W	67	M22S-DDL-S-ETCH	55	M22S-DP-G	50	M22S-DR-X-SRG	10
M22-XD-W-ETCH	67	M22S-DDL-S-X4-X5	55	M22S-DP-G-X	51	M22S-DR-X-SWRGYB	10
M22-XD-W-GB1	67	M22S-DDL-S-X7-X7	55	M22S-DP-R	50	M22S-DR-Y	10
M22-XD-W-X1	67	M22S-DDL-WS	55	M22S-DP-R-K01	50	M22S-D4-S	59
M22-XD-Y	67	M22S-DDL-WS-ETCH	55	M22S-DP-R-K02	50	M22S-D4-S-ETCH	59
M22-XD-Y-ETCH	67	M22S-DDL-WS-GB1-GB0	55	M22S-DP-R-K11	50	M22S-D4-S-X7	59
M22-XE5	72	M22S-DDL-WS-X1-X0	55	M22S-DP-R-K12	50	M22S-D-B	8
M22-XGPV	72	M22S-DH-B	12	M22S-DP-R-X	51	M22S-D-G	8
M22-XGWK	72	M22S-DH-G	12	M22S-DP-S	50	M22S-D-G-GB1	8
M22-XI	72	M22S-DH-R	12				

M22S-D-G-K01	7	M22S-ST-GB8	71	M22S-WRLK3-2-Y	40	M22S-WRS3-MS7-A3	45
M22S-D-G-K02	7	M22S-ST-X	70	M22S-WRS	43	M22S-WRS3-MS7-A4	46
M22S-D-G-K10	7	M22S-ST-X52	71	M22S-WRS3	45	M22S-WRS3-MS7-A5	46
M22S-D-G-K11	7	M22S-ST-X53	71	M22S-WRS3-A1	45	M22S-WRS3-MS7-A6	46
M22S-D-G-K20	7	M22S-ST-X88	71	M22S-WRS3-A2	45	M22S-WRS3-MS7-A7	46
M22S-D-G-X1	8	M22S-ST-X89	71	M22S-WRS3-A3	45	M22S-WRS3-MS8	45
M22S-D-R	8	M22S-ST-X93	71	M22S-WRS3-A4	46	M22S-WRS3-MS8-A1	45
M22S-D-R-GB0	8	M22S-W	36	M22S-WRS3-A5	46	M22S-WRS3-MS8-A2	45
M22S-D-R-K01	7	M22S-WJ2H	60	M22S-WRS3-A6	46	M22S-WRS3-MS8-A3	45
M22S-D-R-K02	7	M22S-WJ2H-2P	60	M22S-WRS3-A7	46	M22S-WRS3-MS8-A4	46
M22S-D-R-K10	7	M22S-WJ2V	60	M22S-WRS3-MS2	45	M22S-WRS3-MS8-A5	46
M22S-D-R-K11	7	M22S-WJ2V-2P	60	M22S-WRS3-MS2-A1	45	M22S-WRS3-MS8-A6	46
M22S-D-R-K20	7	M22S-WJ4	60	M22S-WRS3-MS2-A2	45	M22S-WRS3-MS8-A7	46
M22S-D-R-X0	8	M22S-WJ4-2P	60	M22S-WRS3-MS2-A3	45	M22S-WRS-A1	43
M22S-D-S	8	M22S-WK	35	M22S-WRS3-MS2-A4	46	M22S-WRS-MS2	43
M22S-D-S-K01	7	M22S-WKV	35	M22S-WRS3-MS2-A5	46	M22S-WRS-MS2-A1	43
M22S-D-S-K02	7	M22S-WKV-K10	34	M22S-WRS3-MS2-A6	46	M22S-WRS-MS3	43
M22S-D-S-K10	7	M22S-WKV-K11	34	M22S-WRS3-MS2-A7	46	M22S-WRS-MS3-A1	43
M22S-D-S-K11	7	M22S-WKV-K22	34	M22S-WRS3-MS3	45	M22S-WRS-MS4	43
M22S-D-S-K20	7	M22S-WK3	35	M22S-WRS3-MS3-A1	45	M22S-WRS-MS4-A1	43
M22S-D-W	8	M22S-WLK3-B	40	M22S-WRS3-MS3-A2	45	M22S-WRS-MS5	43
M22S-D-X	9, 13	M22S-WLK3-G	40	M22S-WRS3-MS3-A3	45	M22S-WRS-MS5-A1	43
M22S-D-X-SRG	8	M22S-WLK3-R	40	M22S-WRS3-MS3-A4	46	M22S-WRS-MS6	43
M22S-D-X-SWRGYB	8	M22S-WLK3-W	40	M22S-WRS3-MS3-A5	46	M22S-WRS-MS6-A1	43
M22S-D-Y	8	M22S-WLK3-Y	40	M22S-WRS3-MS3-A6	46	M22S-WRS-MS7	43
M22S-PV	29	M22S-WR	36	M22S-WRS3-MS3-A7	46	M22S-WRS-MS7-A1	43
M22S-PVL	31	M22S-WRJ2H	60	M22S-WRS3-MS4	45	M22S-WRS-MS8	43
M22S-PVLT	31	M22S-WRJ2V	60	M22S-WRS3-MS4-A1	45	M22S-WRS-MS8-A1	43
M22S-PVT	29	M22S-WRJ4	60	M22S-WRS3-MS4-A2	45	M22S-WR3	36
M22S-R1K	62	M22S-WRK	35	M22S-WRS3-MS4-A3	45	M22S-WR3-ETCH	36
M22S-R1K-RH	62	M22S-WRK3	35	M22S-WRS3-MS4-A4	46	M22S-WR3-X94	36
M22S-R10K	62	M22S-WRK3-K20	34	M22S-WRS3-MS4-A5	46	M22S-WR4	36
M22S-R10K-RH	62	M22S-WRK3-K22	34	M22S-WRS3-MS4-A6	46	M22S-WR-ETCH	36
M22S-R100K	62	M22S-WRK3-1	35	M22S-WRS3-MS4-A7	46	M22S-WR-X91	36
M22S-R100K-RH	62	M22S-WRK3-2	35	M22S-WRS3-MS5	45	M22S-WR-X92	36
M22S-R30	73	M22S-WRK4	35	M22S-WRS3-MS5-A1	45	M22S-WS	42
M22S-R4K7	62	M22S-WRK-K10	34	M22S-WRS3-MS5-A2	45	M22S-WS3	43
M22S-R4K7-RH	62	M22S-WRK-K11	34	M22S-WRS3-MS5-A3	45	M22S-WS3-MS2	43
M22S-R47K	62	M22S-WRK-K22	34	M22S-WRS3-MS5-A4	46	M22S-WS3-MS3	43
M22S-R47K-RH	62	M22S-WRLK3-B	40	M22S-WRS3-MS5-A5	46	M22S-WS3-MS4	43
M22S-R470K	62	M22S-WRLK3-G	40	M22S-WRS3-MS5-A6	46	M22S-WS3-MS5	43
M22S-R470K-RH	62	M22S-WRLK3-R	40	M22S-WRS3-MS5-A7	46	M22S-WS3-MS6	43
M22S-STDD-X	70	M22S-WRLK3-W	40	M22S-WRS3-MS6	45	M22S-WS3-MS7	43
M22S-ST-D11	71	M22S-WRLK3-Y	40	M22S-WRS3-MS6-A1	45	M22S-WS3-MS8	43
M22S-ST-D12	71	M22S-WRLK3-1-B	40	M22S-WRS3-MS6-A2	45	M22S-WS-MS2	42
M22S-ST-GB0	71	M22S-WRLK3-1-G	40	M22S-WRS3-MS6-A3	45	M22S-WS-MS3	42
M22S-ST-GB1	71	M22S-WRLK3-1-R	40	M22S-WRS3-MS6-A4	46	M22S-WS-MS4	42
M22S-ST-GB10	71	M22S-WRLK3-1-W	40	M22S-WRS3-MS6-A5	46	M22S-WS-MS5	42
M22S-ST-GB11	71	M22S-WRLK3-1-Y	40	M22S-WRS3-MS6-A6	46	M22S-WS-MS6	42
M22S-ST-GB12	71	M22S-WRLK3-2-B	40	M22S-WRS3-MS6-A7	46	M22S-WS-MS7	42
M22S-ST-GB5	71	M22S-WRLK3-2-G	40	M22S-WRS3-MS7	45	M22S-WS-MS8	42
M22S-ST-GB6	71	M22S-WRLK3-2-R	40	M22S-WRS3-MS7-A1	45	M22S-W3	36
M22S-ST-GB7	71	M22S-WRLK3-2-W	40	M22S-WRS3-MS7-A2	45	V-M20	72

47.4

Pushbuttons and Indicating Lights

M22 Modular Pushbuttons

47.4

Pushbuttons and Indicating Lights

M22 Modular Pushbuttons

Eaton's Electrical Sector is a global leader in power distribution, power quality, control & automation and monitoring products. When combined with Eaton's full-scale engineering services, these products provide customer-driven PowerChain Management® solutions to serve the power system needs of the data center, industrial, institutional, public sector, utility, commercial, residential, IT, mission critical, alternative energy and OEM markets worldwide.

PowerChain Management solutions help enterprises achieve sustainable and competitive advantages through proactive management of the power system as a strategic, integrated asset throughout its life cycle, resulting in enhanced safety, greater reliability and energy efficiency. For more information, visit www.eaton.com/electrical.

Eaton Corporation
Electrical Sector
1111 Superior Ave.
Cleveland, OH 44114
United States
877-ETN-CARE (877-386-2273)
Eaton.com

© 2009 Eaton Corporation
All Rights Reserved
Printed in USA
Publication No. CA04716001E / Z9092
October 2009



**PowerChain
Management®**

PowerChain Management is a registered trademark of Eaton Corporation.

All other trademarks are property of their respective owners.