

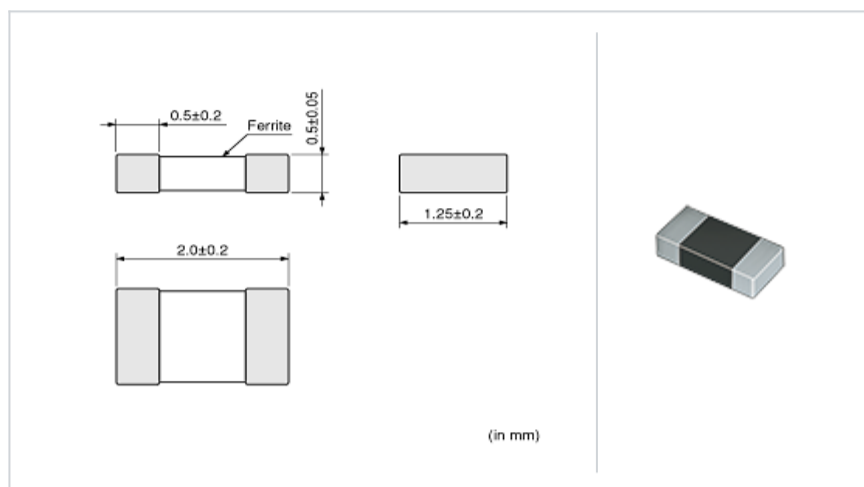
# LQM21PN2R2MC0#

"#" indicates a package specification code.

Available **General** 125°C Multi-layer Thickness 0.55mm max. Reflow OK Flow OK RoHS

< List of part numbers with package codes >  
LQM21PN2R2MC0D , LQM21PN2R2MC0B

## Shape



L size	2.0 ± 0.2mm
W size	1.25 ± 0.2mm
T size	0.5 ± 0.05mm
Size code in inch (mm)	0805 (2012)

## Notes

In operating temperature exceeding +85 , derating of current is necessary for LQM21P\_C0 series. Please apply the derating curve shown in

## References

Packaging code	Specifications	Minimum quantity
D	180mm Paper taping	4000
B	Packing in bulk	1000

Mass (Typ.)	
1 piece	0.007g

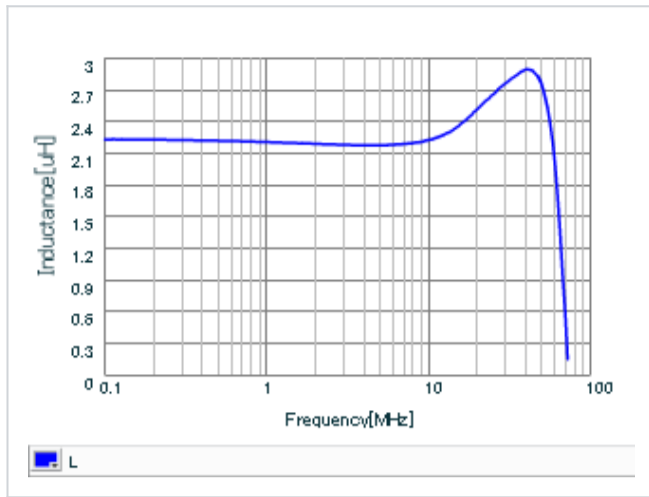
## Specifications

Inductance	2.2μH ± 20%
Inductance test frequency	1MHz
Rated current (Itemp) (Based on Temperature rise)	0.6A(Ambient temperature 85 ) 0.45A(Ambient temperature 125 )
Max. of DC resistance	0.425
Avg. of DC resistance	0.34 ± 25%
Self resonance frequency (min.)	50MHz
Operating temperature range	-55 ~ 125
Class of magnetic shield	Magnetic shield of ferrite

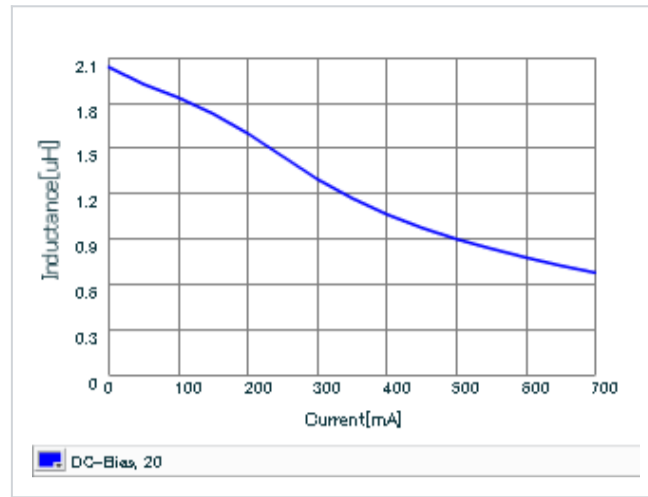
## Attention

- 1.This datasheet is downloaded from the website of Murata Manufacturing Co., Ltd. Therefore, it ' s specifications are subject to change or our products in it may be discontinued without advance notice. Please check with our sales representatives or product engineers before ordering.
- 2.This datasheet has only typical specifications because there is no space for detailed specifications. Therefore, please review our product specifications or consult the approval sheet for product specifications before ordering.

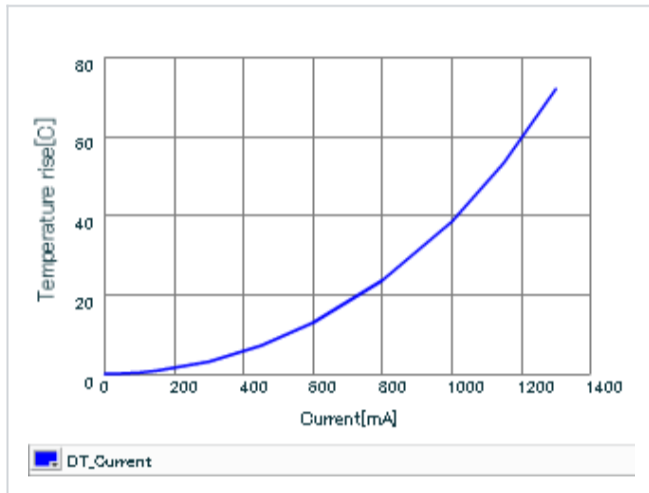
▪ Inductance-Frequency characteristics (Typ.)



▪ Inductance-Current characteristics (Typ.)



▪ Temperature rise characteristics (Typ.)



▪ Notice (Rating)

