



## Main

Range of product	TeSys K
Range	TeSys
Product or component type	Contacteur
Device short name	LP1K
Contacteur application	Motor control
Utilisation category	AC-4 AC-3
Poles description	3P
Pole contact composition	3 NO
[Ie] rated operational current	6 A $\leq$ 440 V AC AC-3 power circuit
Auxiliary contact composition	1 NO

## Complementary

Auxiliary contacts type	Instantaneous 1 NO
Control circuit voltage limits	Operational 0.8...1.15 U <sub>c</sub> 122 °F (50 °C)) Drop-out 0.1...0.75 U <sub>c</sub> 122 °F (50 °C))
[U <sub>i</sub> ] rated insulation voltage	Power circuit 600 V UL 508 Power circuit: 690 V conforming to IEC 60947-4-1 Signalling circuit 690 V IEC 60947-4-1 Signalling circuit 690 V IEC 60947-5-1 Power circuit 600 V UL 508 Power circuit 600 V CSA C22.2 No 14 Signalling circuit 600 V CSA C22.2 No 14
[U <sub>imp</sub> ] rated impulse withstand voltage	8 kV
Overtoltage category	III
Mounting support	Rail Plate
Flame retardance	V1 conforming to UL 94 Requirement 2 NF F 16-101 Requirement 2 NF F 16-102
Tightening torque	11.51 Lbf.in (1.3 N.m) screw clamp terminals Philips No 2 11.51 Lbf.in (1.3 N.m) screw clamp terminals flat Ø 6 mm
[U <sub>e</sub> ] rated operational voltage	Power circuit 690 V AC 50/60 Hz Signalling circuit $\leq$ 690 V AC 50/60 Hz
[I <sub>th</sub> ] conventional free air thermal current	20 A 122 °F (50 °C) power circuit 10 A 122 °F (50 °C) signalling circuit
I <sub>rms</sub> rated making capacity	110 A AC power circuit NF C 63-110 110 A AC power circuit IEC 60947 110 A AC signalling circuit IEC 60947
Rated breaking capacity	110 A 415 V IEC 60947 110 A 440 V IEC 60947 80 A 500 V IEC 60947 110 A 220...230 V IEC 60947 110 A 380...400 V IEC 60947 70 A 660...690 V IEC 60947
Associated fuse rating	25 A gG $\leq$ 440 V power circuit 25 A aM power circuit 10 A gG signalling circuit IEC 60947 10 A gG signalling circuit VDE 0660
Average impedance	3 mOhm - I <sub>th</sub> 20 A 50 Hz power circuit
Inrush power in W	3 W 68 °F (20 °C))

The information provided in this documentation contains general descriptions and/or technical characteristics of the products of the performance of the products contained herein. This documentation is not intended as a substitute for and is not to be used for determining suitability or reliability of these products for specific user applications. It is the duty of any such user or integrator to perform the appropriate and complete risk analysis, evaluation and testing of the products with respect to the relevant specific application or use thereof. Neither Schneider Electric Industries SAS nor any of its affiliates or subsidiaries shall be responsible or liable for misuse of the information contained herein.

Hold-in power consumption in W	3 W 68 °F (20 °C)
Operating time	30...40 ms coil energisation and NO closing 10 ms coil de-energisation and NO opening
Safety reliability level	B10d = 1369863 cycles contactor with nominal load conforming to EN/ISO 13849-1 B10d = 20000000 cycles contactor with mechanical load conforming to EN/ISO 13849-1
Mechanical durability	10 Mcycles
Maximum operating rate	3600 cyc/h
Minimum switching current	5 mA for signalling circuit
Minimum switching voltage	17 V for signalling circuit
Insulation resistance	> 10 MOhm for signalling circuit
Depth	2.24 in (57 mm)
Net Weight	0.50 lb(US) (0.225 kg)

## Environment

Product certifications	CSA UL
Ambient air temperature for storage	-58...176 °F (-50...80 °C)
Operating altitude	6561.68 ft (2000 m) without derating



## Ordering and shipping details

Category	22321 - CTR,K-LINE,DC,OPEN,NONREV
Discount Schedule	I12
GTIN	00785901832430
Nbr. of units in pkg.	1
Package weight(Lbs)	0.49 lb(US) (0.22 kg)
Returnability	Yes
Country of origin	FR

## Packing Units

Unit Type of Package 1	PCE
Package 1 Height	1.89 in (4.8 cm)
Package 1 width	2.44 in (6.2 cm)
Package 1 Length	2.60 in (6.6 cm)
Unit Type of Package 2	S02
Number of Units in Package 2	40
Package 2 Weight	20.29 lb(US) (9.202 kg)
Package 2 Height	5.91 in (15 cm)
Package 2 width	11.81 in (30 cm)
Package 2 Length	15.75 in (40 cm)
Unit Type of Package 3	P06
Number of Units in Package 3	640
Package 3 Weight	346.61 lb(US) (157.22 kg)
Package 3 Height	31.50 in (80 cm)
Package 3 width	31.50 in (80 cm)
Package 3 Length	23.62 in (60 cm)

## Offer Sustainability

Sustainable offer status	Green Premium product
California proposition 65	WARNING: This product can expose you to chemicals including: Antimony oxide & Antimony trioxide, which is known to the State of California to cause cancer. For more information go to <a href="http://www.P65Warnings.ca.gov">www.P65Warnings.ca.gov</a>
REACH Regulation	 <a href="#">REACH Declaration</a>
REACH free of SVHC	Yes
EU RoHS Directive	Compliant  <a href="#">EU RoHS Declaration</a>

Toxic heavy metal free	Yes
Mercury free	Yes
RoHS exemption information	<a href="#">Yes</a>
China RoHS Regulation	<a href="#">China RoHS Declaration</a>
Environmental Disclosure	<a href="#">Product Environmental Profile</a>
Circularity Profile	<a href="#">End Of Life Information</a>
WEEE	The product must be disposed on European Union markets following specific waste collection and never end up in rubbish bins.

### Contractual warranty

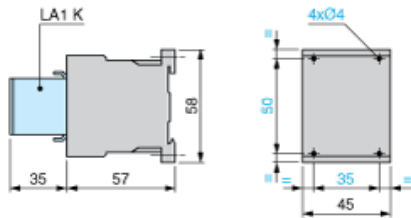
Warranty	18 months
----------	-----------

---

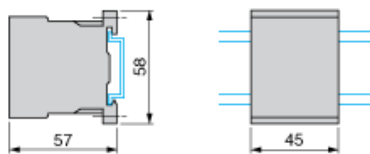
Dimensions

---

Contactors LC1 K, LP1 K, LP4 K: Mounting on Panel



Contactors LC1 K, LP1 K, LP4 K: Mounting on Rail AM1 DP200 or AM1 DE200 (35 mm)

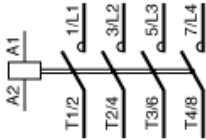


---

Wiring

---

3-Pole Contactors: 3P + N/O



3-Pole Contactors: 3P + N/C

