

Technical & Order Information - Indicators

The majority of Arcoelectric indicator lights can be supplied with alternative light sources:

Neon, Fluorescent, Filament lamp or LED.

NEON and FLUORESCENT LAMPS

Colors

Available with Red, Amber, Green or Clear lenses.

Maximum striking voltages

Standard brightness types 65Vac 90Vdc.

High brightness types 85Vac 135Vdc.

High brightness types are usually fitted.

Life

Typically 25,000 hours (Green fluorescent lamps 20,000 hours). (Measured to a point when the light output of the lamp is half its original level.)

The end of life for a neon lamp is not usually a sudden failure.

False signals due to long wiring

It is possible for neon or fluorescent tubes to glow when they should be off. The false signal is caused by the capacitance effect of fairly long wiring to the indicator being adjacent to other live cables. This effect can be prevented in most cases by fitting a 100k resistor across the supply wires close to the indicator assembly.

MATERIALS

Moulded bodies and bases

Metal bodies and bezels

Lenses

Terminals (most types)

Terminals (exceptions)

Threaded metal nuts

Other fixings

Nylon 6.6

Chrome plated brass (except #)

Polycarbonate

Brass (electro-tin plated)

Brass (flash silver* or nickel** plated)

Brass (nickel plated on 0275/7)

Call factory for details

* R9, 0061, 0062, 0430, 0480, 1090, 1091, 6030, 7030, 8630, 8580

** # 3130, 3160, 3161, 3221 have nickel plated terminals with steel screws and plated polyamide bezel trims

SYMBOLS



Terminals
C 6.3, H 4.8, K 2.8



Wire leads
200mm long Standard



Solid wires
LED only



Panel hole size



Panel thickness



Temperature rating

FILAMENT LAMPS

Colors

Available with Red, Amber, Green, Clear or Blue lenses.

LEDs - DC

Colors

Red, Yellow, Green, Blue and White.

Voltage

Basic voltage 2.0/2.2V. Some items are available with integral resistors for 12V use. For details of resistors required for higher voltages, please call the factory.

Current

Maximum continuous forward current 20mA.

Life

>100,000hrs

LEDs - AC

Colors

Red, Yellow, Green, Blue and White.

Voltage

Rated up to 230V ac, suitable for use at 110V and 230V ac.

Current

<3mA

Life

>100,000hrs

TEMPERATURE RATING

Authority	with Terminals	with Wire leads	
		PVC	SILICONE
European	T125°C	T105°C	T125°C
UL	T65/75°C	T65/75°C	

NL 589 WL 2G

SERIES CODES MODEL CODES TERMINAL CODES LAMP / VOLTAGE / COLOR CODES

ORDER FORMAT

SERIES CODES	MODEL CODES	TERMINAL CODES	CODES for FL & LH	LAMP TYPE VOLTAGE & COLOR CODES for LE	CODES for NL	
FL Incandescent Lamps	67 81 145 177 180 AA/BB 195 OO/BB 196 233 234 245 273 /LL 275 /C 276 277 278 568 A/B	WL Wire Leads	Incandescent Lamps AC or DC 7A is 12V Amber 7B is 12V Blue 7C is 12V Clear 7G is 12V Green 7R is 12V Red	LEDs DC 3900 is 1.7V Red 3901 is 2.2V Amber 3902 is 2.1V Green 39006 is 6V Red 39016 is 6V Amber 39026 is 6V Green 39007 is 12V Red 39017 is 12V Amber 39027 is 12V Green 39008 is 24V Red 39018 is 24V Amber 39028 is 24V Green	LEDs AC 5A is 125-250V Amber 5B is 125-250V Blue 5C is 125-250V Clear 5G is 125-250V Green 5R is 125-250V Red	Neon Lamps AC or DC 2A is 105-130V Amber 2C is 105-130V Clear 2G is 105-130V Green 2R is 105-130V Red 3A is 250V Amber 3C is 250V Clear 3G is 250V Green 3R is 250V Red
LE LEDs	569 579 581 582 586 589 1041 1045 2950 2951 2760 2820 2821 2870 3130 3160 3161 3221	C 6.3 Tab	8A is 24V Amber 8B is 24V Blue 8C is 24V Clear 8G is 24V Green 8R is 24V Red			
NL Neon Lamps		H 4.8 Tab				
LH Lamp Holders 6, 12, 24V only	61 62 63 67 382 392 692	T Solder				

For LH, if lamp not required, state "COLOR" only

Indicator Lights (Neon, LED and Filament Lamp)



UL file E63363
CSA file 1279633 / LR29381[®]

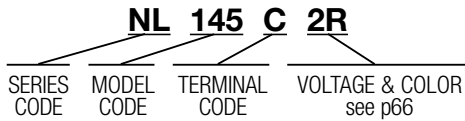


Approvals shown for neon versions only

RoHS RoHS compliant

- ▶ Neon, LED, mains LED or filament lamp
- ▶ Bezel sizes from 6.7 to 16.3mm dia
- ▶ Red, amber, green and clear lenses
- ▶ Red, yellow, green, blue and white LEDs
- ▶ Wide choice of styles

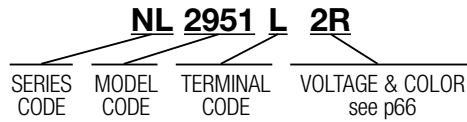
ORDER FORMAT example



SERIES	MODEL	TERM	VOLTAGE, COLOR, TECHNICAL INFORMATION see p66
FL Filament	145 	C 6.3	
NL Neon			
LE LED (DC)			
LE LED (AC)			
FL Filament	1041 Chrome bezel 	L	
NL Neon		W	
LE LED (DC)			
LE LED (AC)			
FL Filament	1045 Chrome bezel available 	L	
NL Neon		W	
LE LED (DC)			
LE LED (AC)			
FL Filament	245 Chrome bezel available 	L	
NL Neon		W	
LE LED (AC)			
LE LED (AC)			
FL Filament	2950 Chrome bezel available 	L	
NL Neon			
LE LED (AC)			
LE LED (AC)			
FL Filament	195 BB 	L	
NL Neon		C 6.3	
LE LED (AC)			
LE LED (AC)			

Indicator Lights (Neon, LED and Filament Lamp)

ORDER FORMAT example



- ▶ Neon, LED, mains LED or filament lamp
- ▶ Bezel sizes from 6.7 to 16.3mm dia
- ▶ Red, amber, green and clear lenses
- ▶ Red, yellow, green, blue and white LEDs
- ▶ Wide choice of styles



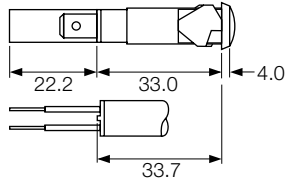






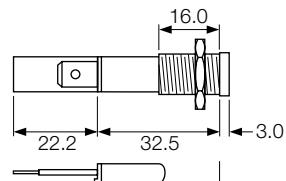






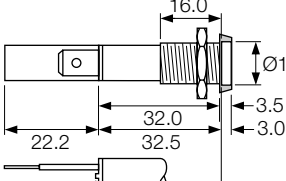






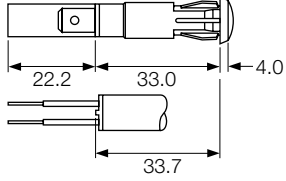






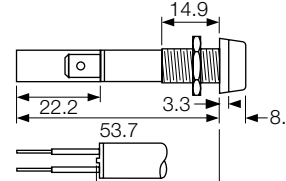






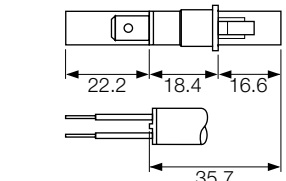




UL file E63363
CSA file 1279633 / LR29381

KEMA
RoHS compliant

Approvals shown for neon versions only

RoHS RoHS compliant

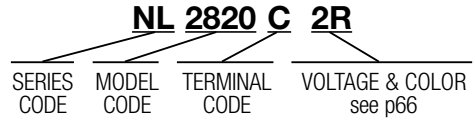
SERIES	MODEL	TERM	VOLTAGE, COLOR, TECHNICAL INFORMATION see p66
FL Filament	2951 <small>Chrome bezel available</small>	L	
NL Neon			
LE LED (DC)			
LE LED (AC)			
FL Filament	0568A(*) <small>Deep lens profile</small>	L	<p>*Final suffix (X) - Long barrier *Final suffix (Y) - Short barrier *Final suffix (W) - For Wires</p>
NL Neon		K 2.8	
LE LED (DC)		H 4.8	
FL Filament	568B(*) <small>Shallow lens profile</small>	L	<p>*Final suffix (X) - Long barrier *Final suffix (Y) - Short barrier *Final suffix (W) - For Wires</p>
NL Neon		K 2.8	
LE LED (DC)		H 4.8	
FL Filament	569	L	<p>Call factory</p>
NL Neon			
LE LED (DC)			
LE LED (AC)			
FL Filament	273	L	
NL Neon		K 2.8	
LE LED (DC)		H 4.8	
LE LED (AC)		C 6.3	
FL Filament	278	L	
NL Neon		K 2.8	
LE LED (DC)		H 4.8	
LE LED (AC)		C 6.3	

SERIES	MODEL	TERM	VOLTAGE, COLOR, TECHNICAL INFORMATION see p66		
FL Filament	276 	L 	\varnothing 9.5		
NL Neon		K 2.8 	0.8-2.8		
LE LED (DC)		H 4.8 			
LE LED (AC)		C 6.3 	page 66		
FL Filament	275 	L 	\varnothing 10.0		
NL Neon		K 2.8 	12.0 max		
LE LED (DC)		H 4.8 			
LE LED (AC)		C 6.3 	page 66		
FL Filament	275C Chrome bezel 	L 	\varnothing 10.0		
NL Neon		K 2.8 	11.5 max		
LE LED (DC)		H 4.8 			
LE LED (DC)		C 6.3 	page 66		
FL Filament	2760 	L 	\varnothing 10.0		
NL Neon		K 2.8 	2.8 max		
LE LED (DC)		H 4.8 			
LE LED (AC)		C 6.3 	page 66		
FL Filament	277 Chrome bezel 	L 	\varnothing 10.0		
NL Neon		K 2.8 	12.0 max		
LE LED (DC)		H 4.8 			
LE LED (AC)		C 6.3 	page 66		
FL Filament	273LL 	L 	\varnothing 10.0		
NL Neon		K 2.8 	0.6-2.0		
LE LED (DC)		H 4.8 			
LE LED (AC)		C 6.3 	page 66		

For sub-panel mounting, behind a facia.

Indicator Lights (Neon, LED and Incandescent Lamp)

ORDER FORMAT example





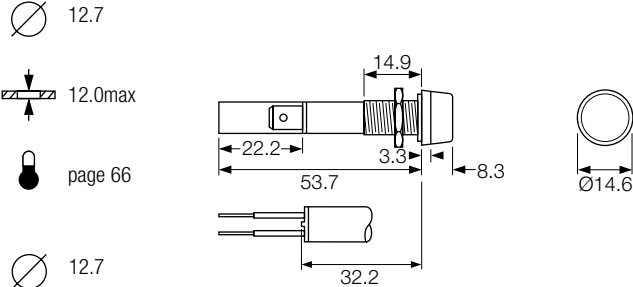





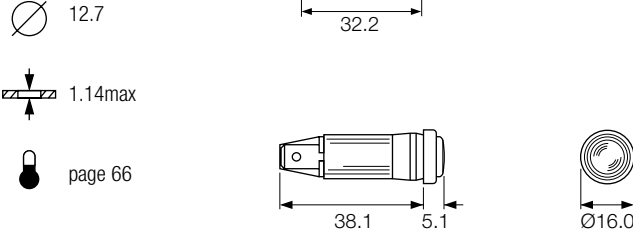





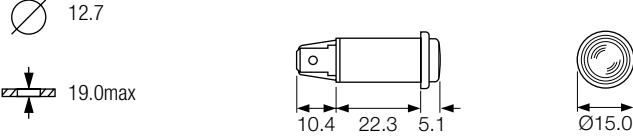





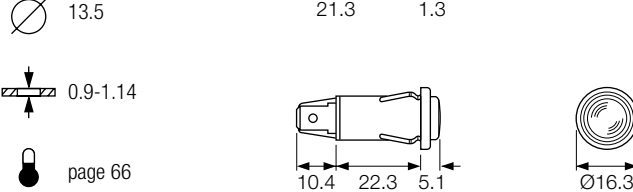





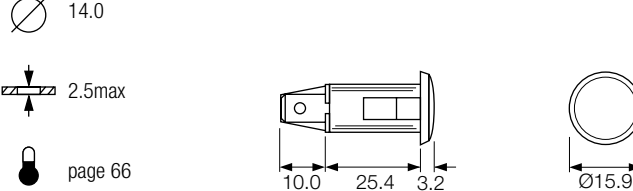



- ▶ Neon, LED, mains LED or filament lamp
- ▶ Bezel sizes from 6.7 to 16.3mm dia
- ▶ Red, amber, green and clear lenses
- ▶ Red, yellow, green, blue and white LEDs
- ▶ Wide choice of styles

UL file E63363
CSA file 1279633 / LR29381 ®

Approvals shown for neon versions only

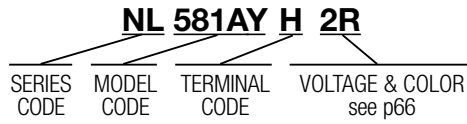
RoHS RoHS compliant

SERIES	MODEL	TERM	VOLTAGE, COLOR, TECHNICAL INFORMATION see p66		
FL Filament	2820 	L		12.0	
NL Neon		K 2.8		0.75-2.0	
LE LED (DC)		H 4.8		page 66	
LE LED (AC)		C 6.3		page 66	
FL Filament	2821 	L		12.0 or 12.7	
NL Neon		K 2.8		Ø12.0 = 0.8-2.5	
LE LED (DC)		H 4.8		Ø12.7 = 1.1-2.5	
LE LED (AC)		C 6.3		page 66	
FL Filament	586 	L		12.5	
NL Neon		K 2.8		0.8-1.5	
LE LED (DC)		H 4.8		page 66	
LE LED (AC)		C 6.3		page 66	
FL Filament	2870 	L		12.7	
NL Neon		K 2.8		0.75-2.0	
LE LED (DC)		H 4.8		page 66	
LE LED (AC)		C 6.3		page 66	
FL Filament	589 	L		12.7	
NL Neon		K 2.8		0.8-1.5	
LE LED (DC)		H 4.8		page 66	
LE LED (AC)		C 6.3		page 66	
FL Filament	81 Chrome bezel 	L		12.7	
NL Neon				9.5	
LE LED (DC)				page 66	
LE LED (AC)				page 66	



SERIES	MODEL	TERM	VOLTAGE, COLOR, TECHNICAL INFORMATION see p66
FL Filament	177 Chrome bezel 	L 	
NL Neon		K 2.8 	
LE LED (DC)		H 4.8 	
LE LED (AC)		C 6.3 	
FL Filament	67 Chrome bezel 	L 	
NL Neon		K 2.8 	
LE LED (DC)		H 4.8 	
LE LED (AC)		C 6.3 	
FL Filament	180AA 	L 	
NL Neon		K 2.8 	
LE LED (DC)		H 4.8 	
		C 6.3 	
			Starlock fixing
FL Filament	180BB Chrome bezel 	L 	
NL Neon		K 2.8 	
LE LED (DC)		H 4.8 	
		C 6.3 	
FL Filament	579 	L 	
LE LED		K 2.8 	
LE LED (DC)		H 4.8 	
LE LED (AC)		C 6.3 	


Indicator Lights (Neon, LED and Incandescent Lamp)

▶ **ORDER FORMAT** **example**


















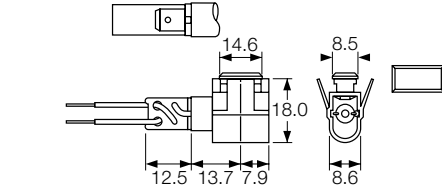
- ▶ Neon, LED, mains LED or filament lamp
- ▶ Bezel sizes from 6.7 to 16.3mm dia
- ▶ Red, amber, green and clear lenses
- ▶ Red, yellow, green, blue and white LEDs
- ▶ Wide choice of styles

 Approvals shown for neon versions only


RoHS compliant

SERIES	MODEL	TERM	VOLTAGE, COLOR, TECHNICAL INFORMATION see p66
FL Filament	581AY  	H 4.8 	
NL Neon			
FL Filament	195  	L 	
NL Neon			
FL Filament	196  	L 	
NL Neon		C 6.3 	
NL Neon	234  	L 	
NL Neon			
NL Neon	233 	L 	
NL Neon			

Indicator Lights (To match 8500, 8600, R13, 1500, 1550, 5500, 6000, 8300 and 7000 switches)

Colors and voltages:

Neon	Red, Amber Green, Clear 100/130V (marked 110V), 200/250V (marked 230V)
LED	Red, Yellow, Green 2.0/2.2V. Resistors for other voltages available
Filament lamp	Red, Amber, Green, Clear and Blue 6V, 12/14V, 24/28V

- ▶ Indicator lights
- ▶ Neon or filament lamp
- ▶ Bezel sizes from 6.7 to 16.3mm dia
- ▶ Red, amber green and clear neons
- ▶ Red, amber and green filament lamps
- ▶ Styles to match rocker and push



Approvals shown for neon versions only

RoHS RoHS compliant

TERM	MODEL
------	-------

H 4.8		H8580 AB	

H 4.8		H8630 FB	
T			
X			

H 4.8		R9 92B	

Approvals details - contact the factory

C 6.3		C0430 A(*)	C6030 AL
H 4.8			
K 2.8			
T			
U			

6030 - L body & C terminals only

C 6.3		C0480 A(*)	
H 4.8			
K 2.8			
T			
U			

C 6.3		C7030 AH	
H 4.8			

DIMENSIONS (mm)

Full product details on pages 10-11

Body Code	Panel thickness	Cut-out		Cut-out	Flange
		X	Y		
B	0.75-1.25	19.1/19.2	12.9/13.0		
	1.25-2.0	19.3/19.4	12.9/13.0		
	2.0-3.0	19.7/19.8	12.9/13.0		

Full product details on pages 12-13

Body Code	Panel thickness	Cut-out		Cut-out	Flange
		X	Y		
B	0.75-1.25	19.1/19.2	12.9/13.0		
	1.25-2.0	19.3/19.4	12.9/13.0		
	2.0-3.0	19.7/19.8	12.9/13.0		

Full product details on pages 29

Snap fixing in panels thickness up to 3.0

Cut-out	Flange
Ø20.2	Ø23.0

Full product details on pages 16-17 & 20-21

Body *Code	Cut-out		Flange		Cut-out	Flange
	Y	X	Y	X		
A	12.2/12.3	27.2/27.3	14.0	30.2		
B	11.0/11.1	30.0/30.1	14.0	33.4		
L	11.0/11.1	30.0/30.1	14.0	31.9		
R	14.0/14.1	28.5/28.6	17.0	31.5		
T	11.5/11.6	28.2/28.3	14.0	30.2		

Full product details on pages 26-27

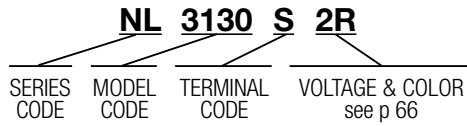
Body *Code	Cut-out		Flange		Cut-out	Flange
	Y	X	Y	X		
A	22.3/22.4	27.2/27.3	25.0	30.2		
B	22.1/22.2	30.0/30.1	25.0	33.4		
L	22.1/22.2	30.0/30.1	25.0	32.0		
R	23.0/25.4	28.4/28.5	28.9	33.2		
T	22.3/22.4	28.2/28.3	25.0	30.2		

Full product details on pages 40-41

Body Code	Cut-out	Flange	Cut-out	Flange
H	Ø25.0/25.2	Ø28.0		
			25.0/25.2	Ø28.0

Neon & LED Indicator Lights Sealed to IP52 and IP54

▶ **ORDER FORMAT example**



- ▶ IP52 and IP54 sealing
- ▶ Three bezel sizes: 18.0, 20.5 and 30.0 dia.
- ▶ Neon or LED indicator
- ▶ Black and satin chrome bezel or without bezel
- ▶ Recessed screw terminals



Approval shown for neon versions only



RoHS compliant

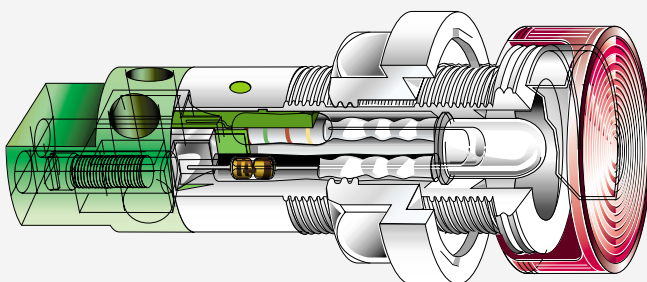
Neon versions feature integral current limiting & ghost lighting resistors.

LED versions have rectifier diodes & resistors for direct connection to 28Vac/dc.

IP52 is standard.

A panel sealing washer is available for IP54

SERIES	MODEL	TERM	VOLTAGE & COLOR see p66	SEALING OPTION State IP52 or IP54
LE LED	3130 No bezel	S	13.2	
NL Neon		Recessed Screw	8.0max	
			120°C neon 50°C LED	
LE LED	3160 Black bezel	S	16.2	
NL Neon		Recessed Screw	5.0max	
			120°C neon 50°C LED	
LE LED	3161 Satin chrome style bezel	S	16.2	
NL Neon		Recessed Screw	5.0max	
			55°C neon 50°C LED	
LE LED	3221 Large black bezel	S	22.3	
NL Neon		Recessed Screw	4.5max	
			120°C neon 50°C LED	



Select the version most suitable for your application from the 4 types shown.
Or call the factory for availability to your special requirements.