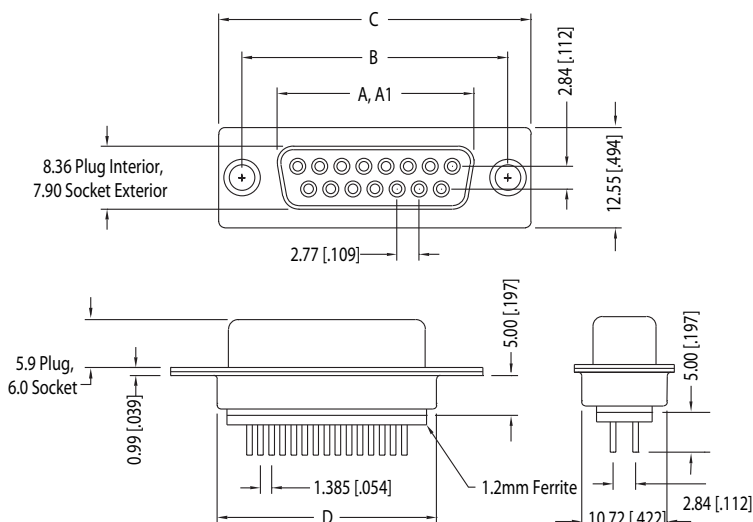


**KF85X Series Vertical PCB
Mount Low Profile with Ferrite High
Frequency EMI/RFI Suppression**

Dimensions in mm [In]



Ferrite Specifications

Test Frequency	Edge Hole	Inner Hole
30 Mhz	10-14 Ohms	13-17 Ohms
50 Mhz	12-18 Ohms	15-19 Ohms
100 Mhz	15-20 Ohms	19-24 Ohms

Number of Contacts (Shell Size)	Dimensions (Inch/mm)				
	A	A1	B	C	D
9 (E)	.643 16.33	.666 16.92	.984 24.99	1.213 30.81	.755 19.18
15 (A)	.971 24.66	.994 25.25	1.312 33.32	1.541 39.14	1.083 27.51
25 (B)	1.511 38.38	1.534 38.96	1.852 47.04	2.088 53.04	1.614 41.00
37 (C)	2.159 54.84	2.182 55.42	2.500 63.50	2.729 69.32	2.272 57.71

A = Exterior of Female Shell (S) A1 = Interior of Male Shell (P)

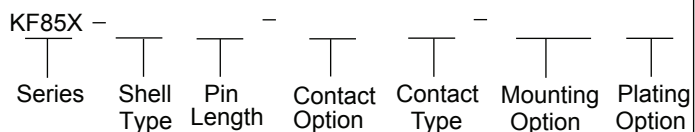
FERRITE D-SUBMINIATURE

KF85X Series

Documentation & Ordering Information

Kycon Part #

Part Number Builder



Series

KF85X - D-Subminiature Connector Vertical PCB Termination, High Profile with Ferrite

Contact Shell Size Option

- E - 9 Contacts
- A - 15 Contacts
- B - 25 Contacts
- C - 37 Contacts

Contact Construction

- D - Precision Formed

Contact Option

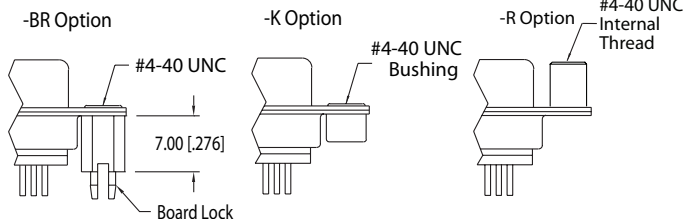
- 9, 15, 25, 37

Contact Type

- P - Pin Contact (Plug)
- S - Socket Contact (Receptacle)

Mounting Option

- Blank - Without Riveted Option
- K - with (4-40) Bushings
- KJ - with (4-40) Bushings and (4-40) Hex Jack Screws
- BR - with (4-40) Tin Plated 11.00mm long Boardlocks
- BRJ - with (4-40) Tin Plated 11.00mm long Boardlocks and (4-40) Hex Jack Screws
- R - with Round Riveted Jack Screws



Plating Option

- Blank - Gold Flash
- 15 - 15µ" Gold
- 30 - 30µ" Gold

Contact Kycon for other Options