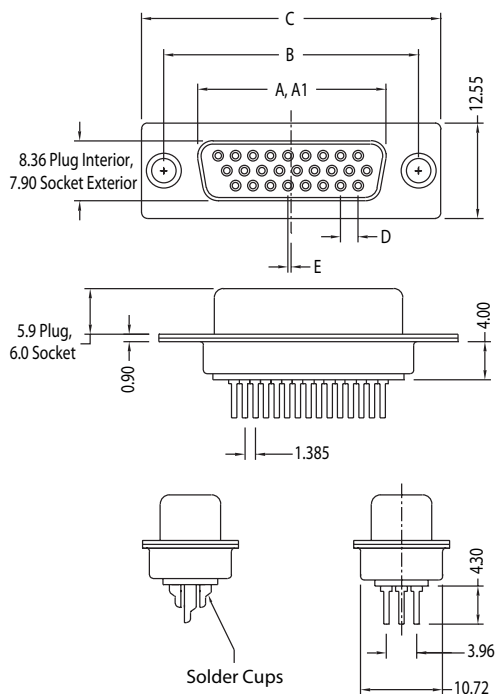


K86X Series
High Density Vertical PCB Mount and Solder Cup

K86X Series Dimensions
Dimensions in mm



Number of Contacts (Shell Size)	Dimensions (Inch/mm)					
	A	A1	B	C	D	E
15 (E)	.643	.666	.984	1.213	.090	.010
	16.33	16.92	24.99	30.81	2.29	0.25
26 (A)	.971	.994	1.312	1.541	.090	.020
	24.66	25.25	33.32	39.14	2.29	0.51
44 (B)	1.511	1.534	1.852	2.088	.090	.020
	38.38	38.96	47.04	53.04	2.29	0.51
62 (C)	2.159	2.182	2.500	2.729	.094	.023
	54.84	55.42	63.50	69.32	2.41	0.58

A = Exterior of Female Shell (S) A1 = Interior of Male Shell (P)

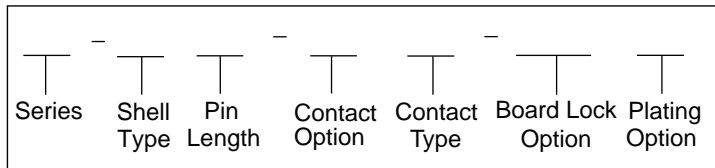
D-SUBMINIATURE CONNECTORS

K86X Series

Documentation & Ordering Information

Kycon Part #	
--------------	--

Part Number Builder



Series

K86X - D-Subminiature Vertical Connector

Contact Shell Size Option

- E - 15 Contacts
- A - 26 Contacts
- B - 44 Contacts
- C - 62 Contacts

Contact Construction

- A - Precision Formed, Solder Cup (Not available with BR/J Option)
- D - Precision Formed, Vertical pin (PCB Mount)

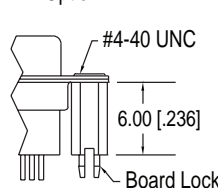
Contact Type

- P - Pin Contact (Plug)
- S - Socket Contact (Receptacle)

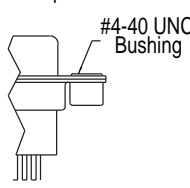
Mounting Options

- Blank - Through Hole
- BR - With (4-40) Tin Plated 6.00mm Long Board Locks
- BRJ - With (4-40) Tin Plated 6.00mm Long Board Locks and (4-40) Hex Jack Screws
- K - With (4-40) Bushings
- KJ - With (4-40) Bushings and (4-40) Hex Jack Screws
- R - With Round Riveted Jack Screws

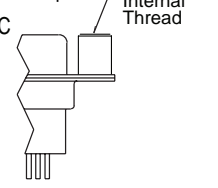
-BR Option



-K Option



-R Option



Plating Option

- Blank - Gold Flash
- 15 - 15µ" Gold
- 30 - 30µ" Gold