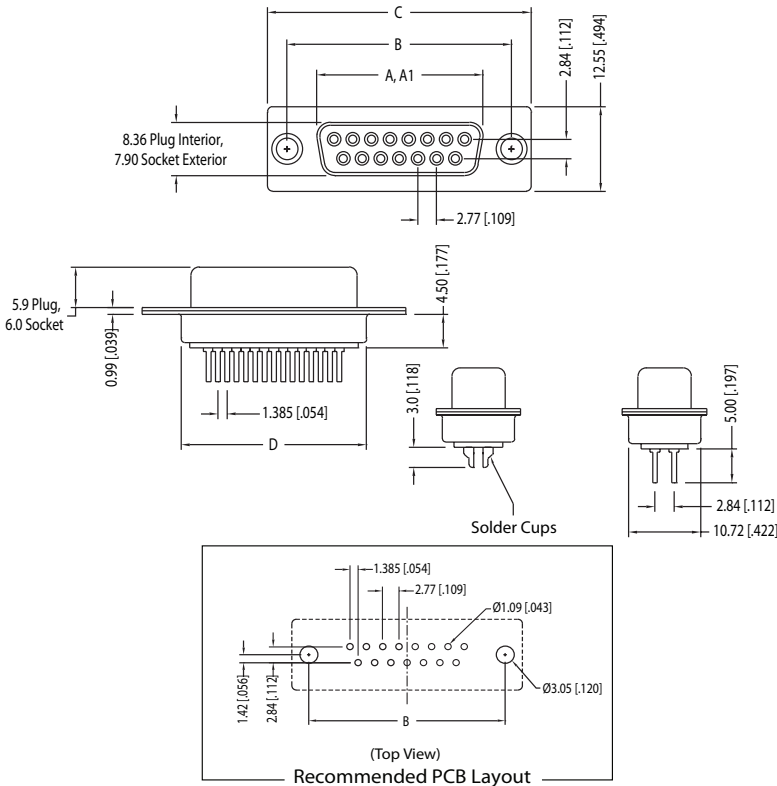




K85X Series Vertical PCB Mount and Soldercup

Dimensions in mm [In]



Number of Contacts (Shell Size)	Dimensions (Inch/mm)				
	A	A1	B	C	D
9 (E)	.643 16.33	.666 16.92	.984 24.99	1.213 30.81	.755 19.18
15 (A)	.971 24.66	.994 25.25	1.312 33.32	1.541 39.14	1.083 27.51
25 (B)	1.511 38.38	1.534 38.96	1.852 47.04	2.088 53.04	1.614 41.00
37 (C)	2.159 54.84	2.182 55.42	2.500 63.50	2.729 69.32	2.272 57.71

A = Exterior of Female Shell (S) A1 = Interior of Male Shell (P)

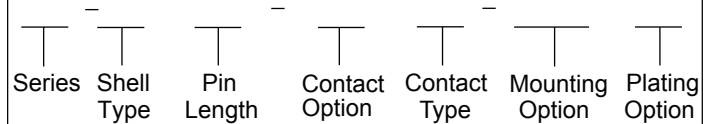
D-SUBMINIATURE CONNECTORS

K85X Series

Documentation & Ordering Information

Kycon Part

Part Number Builder



Series

K85X - D-Subminiature Vertical Connector

Contact Shell Size Option

E - 9 Contacts
A - 15 Contacts
B - 25 Contacts
C - 37 Contacts

Contact Construction, Pin Length

A - Precision Formed, Solder Cup
D - Precision Formed, Vertical Pin (PCB Mount)

Contact Option

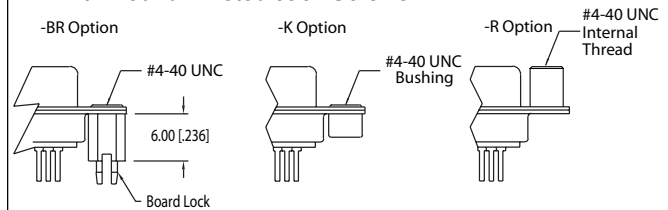
9, 15, 25, 37

Contact Type

P - Pin Contact (Plug)
S - Socket Contact (Receptacle)

Mounting Option

Blank - Without Riveted Option
BR - with (4-40) Riveted Threaded Tin Plated Board Lock
BRJ - with (4-40) Riveted Threaded Tin Plated Board Lock and (4-40) Hex Jack Screws Installed
K - with (4-40) Bushings
KJ - with (4-40) Bushings and (4-40) Hex Jack Screws
R - with Round Riveted Jack Screws



* Hex Jack Screws JS-1055 recommended for BR Option

Plating Option

Blank - Gold Flash
15 - 15u" Gold
30 - 30u" Gold

Contact Kycon for HT and other Options