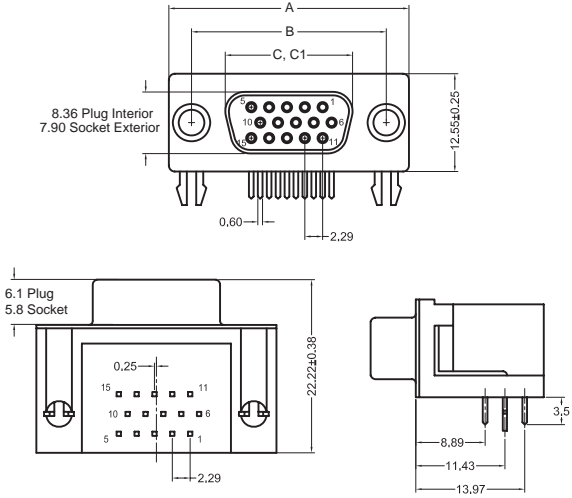


K66XHT Series High Density High Temperature Right Angle PCB Mount

K66XHT Series Dimensions
Pictured with Board Lock Option, Dimensions in mm



Shell Size	In mm					
	A	B	C	C1	D	E
15 (E)	±.015 ±0.38	±.005 ±0.13	±.010 ±0.25	±.010 ±0.25	±.005 ±0.13	±.005 ±0.13
26 (A)	1.213 30.81	.984 24.99	.643 16.33	.666 16.92	.090 2.29	.010 0.25
44 (B)	2.088 53.04	1.852 47.04	1.511 38.38	1.534 38.96	.090 2.29	.020 0.51
62 (C)	2.729 69.32	2.500 63.50	2.159 54.84	2.182 55.42	.095 2.41	.023 0.58

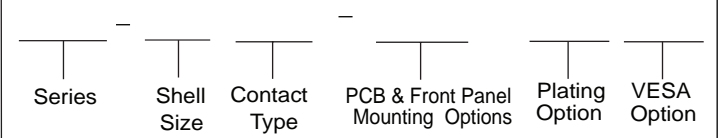
C = Exterior of Female Shell (S) C1 = Interior of Male Shell (P)

D-SUBMINIATURE CONNECTORS
K66XHT Series

Documentation & Ordering Information

Kycon Part #

Part Number Builder

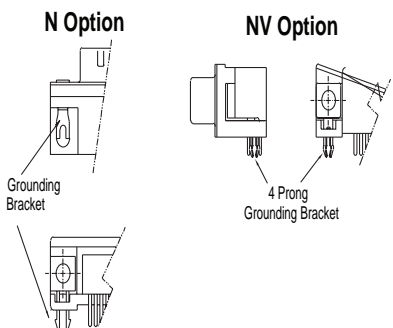


Series
K66XHT - Reflow Compatible Version

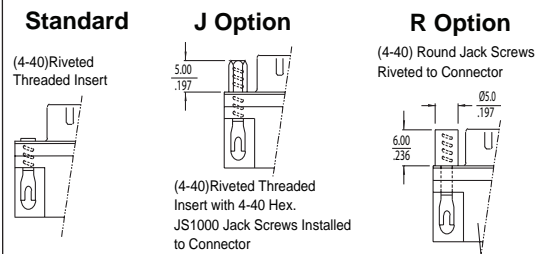
Shell Size-Contact Option
E - 15 Contacts
A - 26 Contacts
B - 44 Contacts
C - 62 Contacts

Contact Type
P - Pin Contact (Plug)
S - Socket Contact (Receptacle)

PC Board Mounting Option



Front Panel Mounting Option



Plating Option
Blank - Gold Flash
15 - 15µ" Gold
30 - 30µ" Gold

VESA Option
Blank - Standard
VESA - VESA Compliant Version (E15S Only)

Contact Kycon for other options