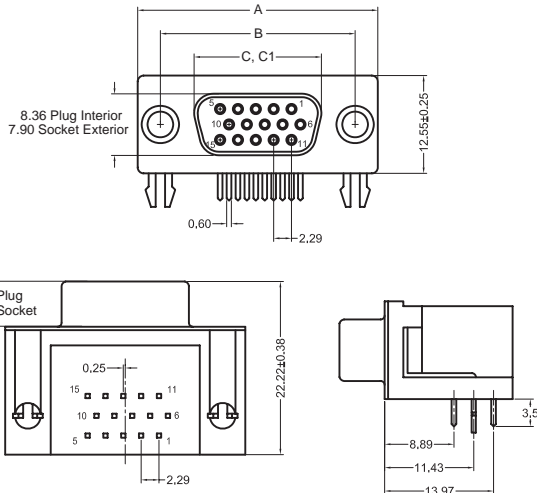


K66X Series High Density Right Angle PCB Mount

K66X Series Dimensions

Pictured with Board Lock Option, Dimensions in mm



Shell Size	Dimensions (mm)					
	A	B	C	C1	D	E
15 (E)	±.015 ±0.38	±.005 ±0.13	±.010 ±0.25	±.010 ±0.25	±.005 ±0.13	±.005 ±0.13
26 (A)	1.213 30.81	.984 24.99	.643 16.33	.666 16.92	.090 2.29	.010 0.25
44 (B)	2.088 53.04	1.852 47.04	1.511 38.38	1.534 38.96	.090 2.29	.020 0.51
62 (C)	2.729 69.32	2.500 63.50	2.159 54.84	2.182 55.42	.095 2.41	.023 0.58

C = Exterior of Female Shell (S) C1 = Interior of Male Shell (P)

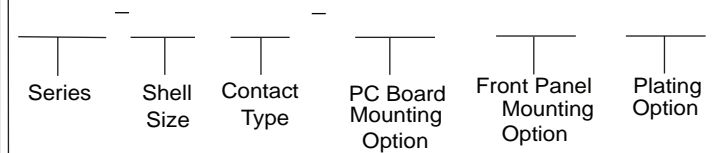
D-SUBMINIATURE CONNECTORS

K66X Series

Documentation & Ordering Information

Kycon Part #

Part Number Builder



Series

K66X - High Density D-Subminiature Connector, Right Angle PCB Termination, .350" Footprint

Shell Size-Contact Option

- E - 15 Contacts
- A - 26 Contacts
- B - 44 Contacts
- C - 62 Contacts

Contact Type

- P - Pin Contact (Plug)
- S - Socket Contact (Receptacle)

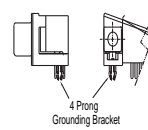
PC Board and Front Panel Mounting Option

- N - (4-40)Riveted Threaded Insert
- NJ - (4-40)Riveted Threaded Insert with 4-40 Hex.Jack Screws
- NR - (4-40) Round Jack Screws Riveted to Connector
- NT - (4-40)Riveted Riveted Non-Threaded Insert 3.18/.125" Dia.
- NJM - (4-40)Riveted Threaded Insert with M3/4-40 Hex.Jack Screws
- NV - (4-40) Riveted Threaded Insert Grounding Bracket
- NVJ - (4-40)Riveted Threaded Insert with 4-40 Hex.Jack Screws Grounding Bracket
- NVR - (4-40) Round Jack Screws Riveted to Connector Grounding Bracket

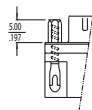
N Option



NV Option



J Option



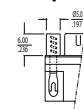
T Option



JM Option



R Option



Plating Option

- Blank - Gold Flash
- 15 - 15µ" Gold
- 30 - 30µ" Gold

Contact Kycon for VESA and other options