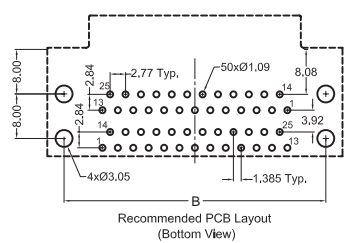
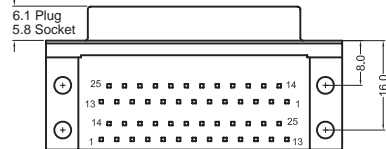
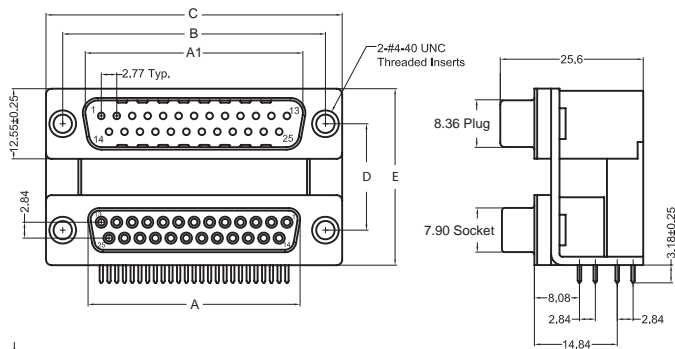


K42X Series Dual-Port D-Sub

Dimensions in mm



Contact Kycon for Specific Engineering Drawings

Number of Contacts (Shell Size)	Dimensions (Inch/ mm)			
	A	A1	B	C
9 (E)	.643	.666	.984	1.213
	16.33	16.92	24.99	30.81
15 (A)	.971	.994	1.312	1.541
	24.66	25.25	33.32	39.14
25 (B)	1.511	1.534	1.852	2.088
	38.38	38.96	47.04	53.04
37 (C)	2.159	2.181	2.500	2.729
	54.84	55.42	63.50	69.32

Center to Center Spacing	D	E
A	.750 19.05	1.244 31.60
B	.900 22.86	1.394 35.41
C	.625 15.88	1.119 28.42

A = Exterior of Female Shell (S) A1 = Interior of Male Shell (P)

STACKED D-SUBMINIATURE

K42X Series

Documentation & Ordering Information

Kycon Part #	
--------------	--

Part Builder

Series / Top Shell Size Connector Type / Bottom Shell Size Connector / Center Distance / Board Lock / Jack Screws / Plating Option

Series
K42X - Dual-Port D-Subminiature Connector

Top/Bottom Shell Size
9/9 - 9 Contacts over 9 Contacts
15/15 - 15 Contacts over 15 Contacts
25/25 - 25 Contacts over 25 Contacts
37/37 - 37 Contacts over 37 Contacts

Top/Bottom Connector Type
P/P - (Plug/Plug)
P/S - (Plug/Receptacle)
S/S - (Receptacle/Receptacle)
S/P - (Receptacle/Plug)

Center to Center Distance
A - .750" (Standard)
C - .625"

Board Locks Option
Blank - No Board Locks
4N - Board Locks (Standard)

Jack Screws Option
Blank - No Jack Screws
J - 4-40 HEX Removable Jack Screws
R - 4-40 Round Riveted Jack Screws

Plating Option
Blank - Gold Flash
15 - 15µ" Gold
30 - 30µ" Gold

Contact Kycon for High Temperature and other options