

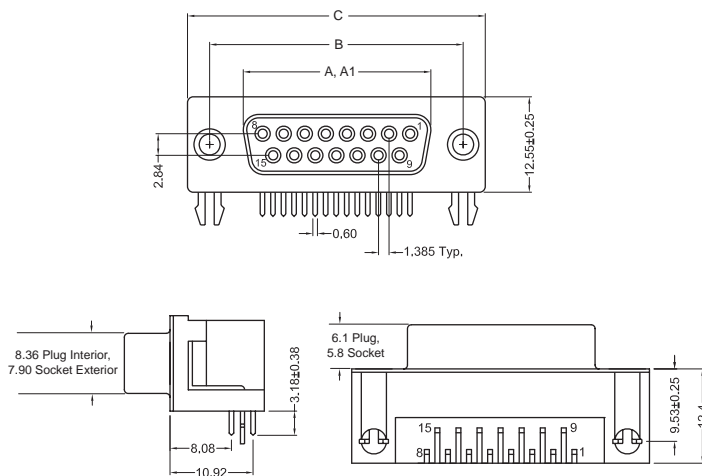
RoHS



K22X Series Right Angle PCB Mount .318" Footprint

K22X Series Dimensions

Pictured with Board Lock Option, Dimensions in mm



Shell Size	Dimensions (mm)			
	A	A1	B	C
9 (E)	±.010 ±0.25	±.010 ±0.25	±.005 ±0.13	±.015 ±0.38
15 (A)	.643 16.33	.666 16.92	.984 24.99	1.213 30.81
25 (B)	.971 24.66	.994 25.25	1.312 33.32	1.541 39.14
37 (C)	1.511 38.38	1.534 38.96	1.852 47.04	2.088 53.04
	2.159 54.84	2.182 55.42	2.500 63.50	2.729 69.32

A = Exterior of Female Shell (S)
 A1 = Interior of Male Shell (P)

D-SUBMINIATURE CONNECTORS

K22X Series

Documentation & Ordering Information

Kycon Part #

Part Number Builder

K22X	-	B	S	-	
Series		Shell Size	Contact Type	PCB Mounting Options	Front Panel Mounting Options

Series

K22X - D-Subminiature Connector, Right Angle

Shell Size-Contact Option

E - 9 Contacts

A - 15 Contacts

B - 25 Contacts

C - 37 Contacts

Contact Type

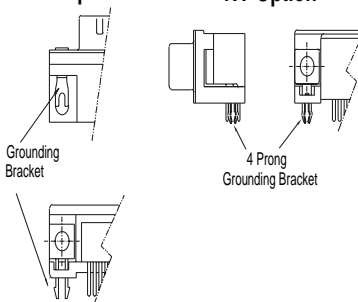
P - Pin Contact (Plug)

S - Socket Contact (Receptacle)

PC Board Mounting Option

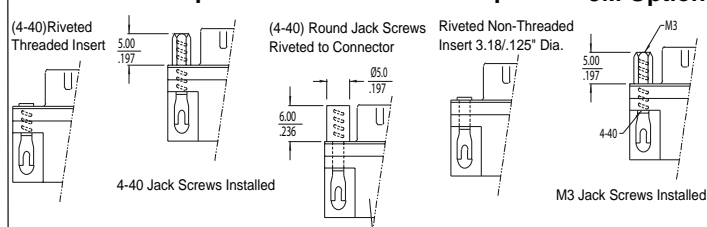
N Option

NV Option



Front Panel Mounting Option

Standard J Option R Option T Option JM Option



Plating Option

Blank - Gold Flash

15 - 15µ" Gold

30 - 30µ" Gold

Contact Kycon for other options