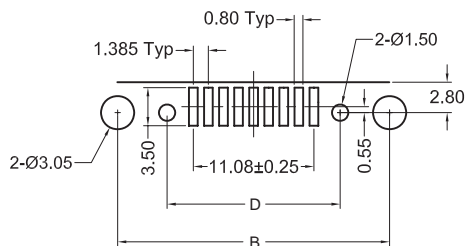
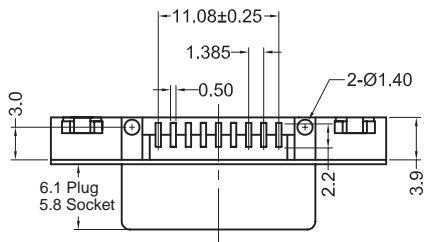
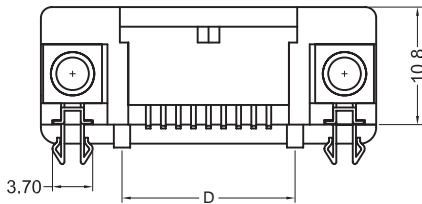
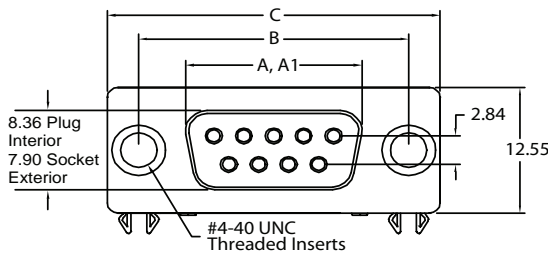


K202XHT Series Right Angle Surface Mount

K202XHT Series Dimensions Dimensions in mm



Recommended PCB Layout

D-SUBMINIATURE CONNECTORS

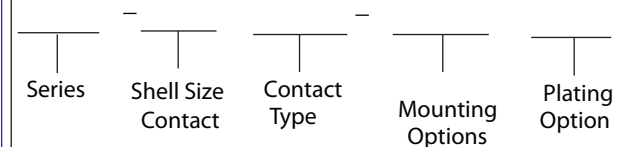
K202XHT Series

Documentation & Ordering Information

| | | |
|--|--|--|
| | | |
| | | |

Kycon Part #

Part Number Builder



Series

K202XHT - D-Subminiature Connector, Right Angle,
Ultra Short Footprint, Surface Mount,
Reflow Compatible

Shell Size-Contact Option

E - 9 Contacts
B - 25 Contacts
E - 15 Contacts, High Density (Socket only)

Contact Type

P - Pin Contact (Plug)
S - Socket Contact (Receptacle)

Mounting Option

N - With Board Locks and (4-40) Riveted Threaded Inserts
NJ - With Board Locks, Riveted Threaded Inserts, and
(4-40) Hex. Jack Screws Assembled to Connector

Plating Option

Blank - Gold Flash
15 - 15µ" Gold
30 - 30µ" Gold

Tape and Reel Available Contact Kycon

| Shell Size | In / mm | | | | |
|------------|---------------------|----------------------|---------------------|---------------------|---------------------|
| | A ±.010 ±0.25 | A1 ±.010 ±0.25 | B ±.005 ±0.13 | C ±.015 ±0.38 | D ±.005 ±0.13 |
| 9 (E) | .643 16.33 | .666 16.92 | .984 24.99 | 1.213 30.81 | .626 15.90 |
| 15 (E) | .643 16.33 | N/A | .984 24.99 | 1.213 30.81 | .609 15.46 |
| 25 (B) | 1.511 38.38 | 1.534 38.96 | 1.852 47.04 | 2.088 53.04 | 1.498 38.06 |

A = Exterior of Female Shell (S) A1 = Interior of Male Shell (P)