

Features

- UL F class rated standard, UL/CUL certified
- Small size and light weight, low coil power consumption
- Heavy contact load, strong shock and vibration resistance

Contact Data

Contact Arrangement	1A = SPST N.O. 1B = SPST N.C. 1C = SPST
Contact Rating	N.O. 40A @ 240VAC Resistive 30A @ 277VAC General Purpose 2hp @ 250VAC N.C. 30A @ 240VAC Resistive 30A @ 30VDC 20A @ 277VAC General Purpose 1-1/2hp @ 250VAC

Contact Resistance	< 30 milliohms initial
Contact Material	AgSnO ₂ AgSnO ₂ In ₂ O ₃
Maximum Switching Power	9600VA, 1120W
Maximum Switching Voltage	277VAC, 110VDC
Maximum Switching Current	40A

Coil Data DC Parameters

Coil Voltage VDC		Coil Resistance Ω +/- 10%		Pick Up Voltage VDC (max)	Release Voltage VDC (min)	Coil Power W	Operate Time ms	Release Time ms
Rated	Max	.6W	.9W	75% of rated voltage	10% of rated voltage			
3	3.9	15	10	2.25	.3	.60 .90	15	10
5	6.5	42	28	3.75	.5			
6	7.8	60	40	4.50	.6			
9	11.7	135	90	6.75	.9			
12	15.6	240	160	9.00	1.2			
15	19.5	375	250	10.25	1.5			
18	23.4	540	360	13.50	1.8			
24	31.2	960	640	18.00	2.4			
48	62.4	3840	2560	36.00	4.8			
110	140.3	20167	13445	82.50	11.0			

Coil Data AC Parameters

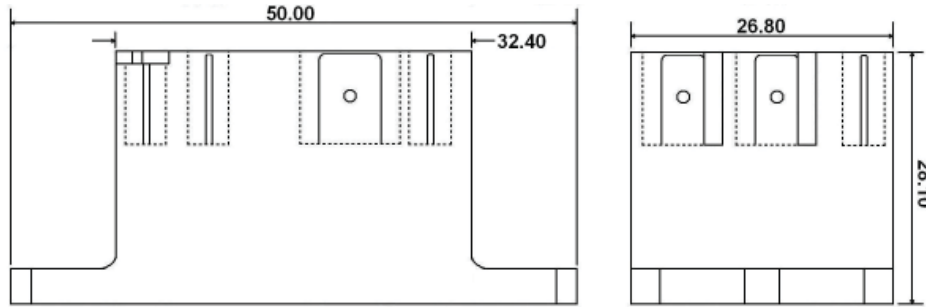
Coil Voltage VAC		Coil Resistance Ω +/- 10%	Pick Up Voltage VAC (max)	Release Voltage VAC (min)	Coil Power VA	Operate Time ms	Release Time ms
Rated	Max		75% of rated voltage	30% of rated voltage			
12	15.6	27 120 2360 3040 13490 15320 20210	9.00	3.6	2VA	15	10
24	31.2		18.00	7.2			
110	143		82.50	33.0			
120	156		90.00	36.0			
220	286		165.00	66.0			
240	312		180.00	72.0			
277	360		207.00	83.1			

Specifications and availability subject to change without notice.

Dimensions shown in mm. Dimensions are shown for reference purposes only.

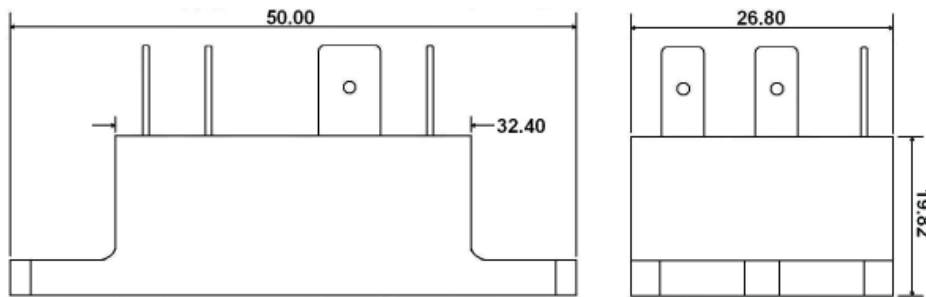
Dimensions

Units = mm



Standard Cover

**** Quick Connect Terminals : Contacts - 6.35 x .81mm (.250" x 0.032")
 Coil - 4.75 x .50mm (.187" x .020") standard**

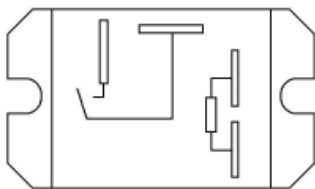


L = Low Profile

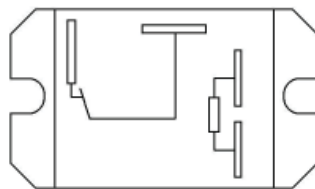
**** Quick Connect Terminals : Contacts - 6.35 x .81mm (.250" x 0.032")
 Coil - 4.75 x .50mm (.187" x .020") standard**

Schematics & Panel Layouts

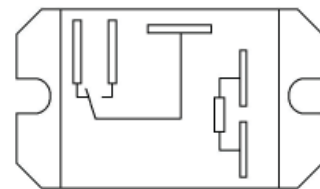
Top Views




1A



1B



1C



Specifications and availability subject to change without notice.

Dimensions shown in mm. Dimensions are shown for reference purposes only.