



AUDIO
TECHNOLOGIES®

XLR CHASSIS CONNECTORS

3 PIN B SERIES - VERTICAL PCB MOUNT

Locking vertical PCB Mount 3 pin chassis connector with plastic body and metal faceplate for audio and lighting control.

Other Available Mounting Option: Horizontal PCB Mount

SPECIFICATIONS

PRODUCT

Gender: **Male (IO-XLR3-M-BV)**

Female (IO-XLR3-F-BV)

Contacts: **3**

ELECTRICAL

Capacitance Between Contacts: ≤ 2 pF

Capacitance Between Contact and Ground: ≤ 2.4 pF

Contact Resistance: < 6 m Ω

Insulation Resistance: ≥ 5000 M Ω

Dielectric Strength: **1500V @ 60s**

Current Rating: **6A / 50V AC**


Grounding: **Separate Ground Pin. Grounds to Panel.**

ENVIRONMENTAL

Standard Compliance: **IEC 61076-2-103**

UL Flammability: **Meets UL 94 HB**

Temperature Range: **-40°C ~ +70°C (-40°F ~ +158°F)**



IO-XLR3-M-BV

IO-XLR3-F-BV

MECHANICAL

Lifetime: **> 1000 Mating Cycles**

Wiring: **Vertical PCB Mount**

Locking Device: **Latch Lock**

Mounting Direction: **Rear**

Solderability: **Complies with IEC 60068-2-20**

MATERIAL

Contacts: **Brass**

Contact Plating: **.05 μ m Au**

Ground Terminal: **Brass**

Ground Terminal Finish: **Nickel**

Shell: **PA**

Shell Finish: **Black**

Push Button: **Stainless Steel**

Push Button Finish: **Nickel**

Latch: **Stainless Steel**

Latch Finish: **Nickel**

Faceplate Finish: **Nickel**

Product specifications may change without prior notification

Io Audio Technologies® is a registered trademark of Knight Electronics, Inc.

10557 Metric Dr. Dallas

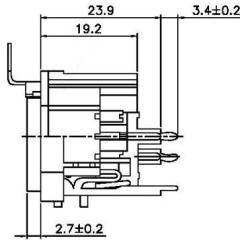
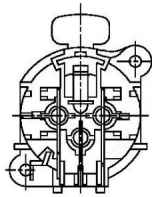
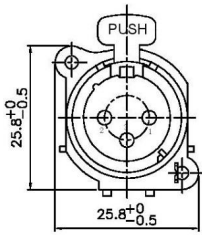
, TX 75243 | 214-340-0265 | 800-323-2439 | Fax: 214-340-5870 |

www.ioaudiotechologies.com

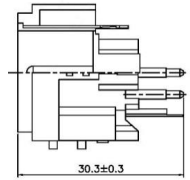
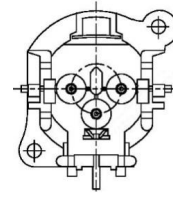
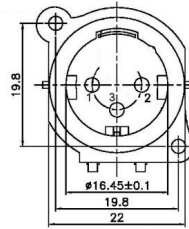


DRAWINGS

IO-XLR3-F-BV



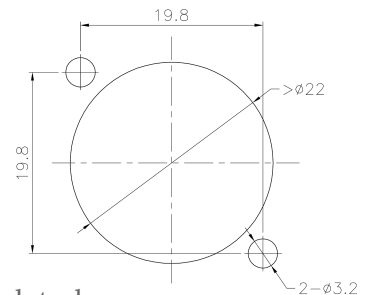
IO-XLR3-M-BV



FEATURES & APPLICATIONS

B Series XLR chassis connectors offer the most cost-effective solution for design-in applications where the termination method is to a printed circuit board. The small footprint makes this our XLR receptacle with the highest packing density available. These connectors feature a compact, all plastic housing with a nickel plated faceplate. Precision machined, one piece, gold plated contacts are standard to help prolong the useful life of the connectors. They also come with a separate nickel plated ground pin that grounds the connector to the panel. The compact form factor of these connectors makes them perfect for situations where space saving is a priority or space for a connector is limited.

Panel Cutout



Available in 3 or 5 pin, Male or Female variations with options for vertical or horizontal PCB mounting.

PART NUMBER BREAKDOWN:

- IO-**XLR**3-M-BV
Series Identifier
 - IO-XLR**3**-M-BV
Number of Poles
 - IO-XLR3-**M**-BV
Gender
 - IO-XLR3-M-**BV**
Series Identifier
 - IO-XLR3-M-B**V**
Series Identifier
- H = Horizontal PCB Mount
V = Vertical PCB Mount

STANDARDS & CLASSIFICATIONS



Product specifications may change without prior notification