
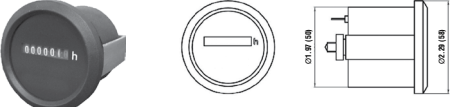
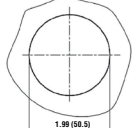
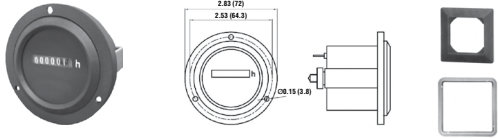
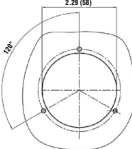
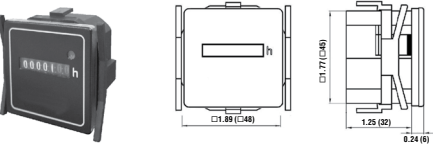
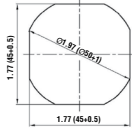
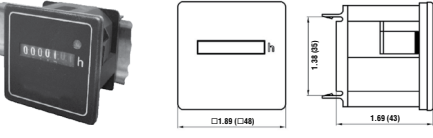
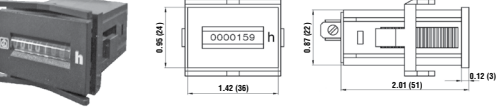
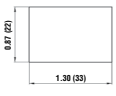
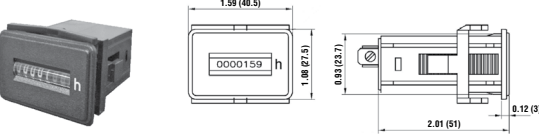
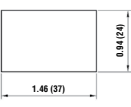
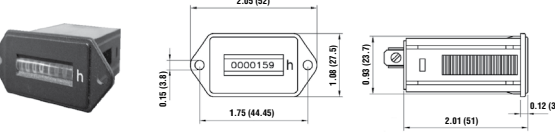
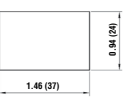
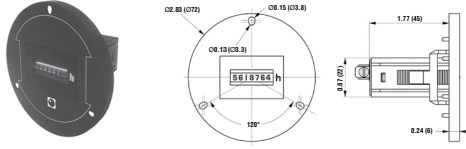
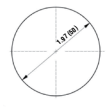
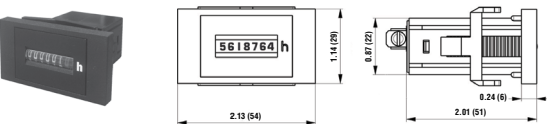
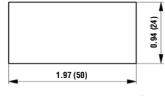


# AC and DC Hour Meters

**AC Models:** HMA 460, HMA 470, HMA 300 **DC Models:** HMD 460, HMD 470, HMD 300



	AC Models DC Models	HMA 460 HMD 460	HMA 470 HMD 470	HMA 300 HMD 300
AC	<b>Voltages</b>	24, 120, 240, 400VAC	24, 120, 240, 400VAC	24, 120, 240VAC
	<b>Frequency</b>	50Hz, 60Hz	50Hz, 60Hz	50Hz, 60Hz
	<b>Counting Range</b>	99,999.99 hours	99,999.99 hours	99,999.99 hours
	<b>Number of Digits</b>	5 integers, 2 decimals	5 integers, 2 decimals	5 integers, 2 decimals
	<b>Operating Temperature</b>	-12° to 176°F (-25° to 80°C)	-12° to 176°F (-25° to 80°C)	-12° to 158°F (-25° to 70°C)
	<b>Power Consumption</b>	8mA	8mA	8mA
DC	<b>Voltages</b>	6-30VDC, 10-80VDC	6-30VDC, 10-80VDC	6-12VDC, 12-36VDC, 36-80VDC
	<b>Counting Range</b>	999,999.9 hours	999,999.9 hours	999,999.9 hours
	<b>Number of Digits</b>	6 integers, 1 decimal	6 integers, 1 decimal	6 integers, 1 decimal
	<b>Operating Temperature</b>	-2° to 158°F (-20° to 70°C)	-2° to 158°F (-20° to 70°C)	12° to 131°F (-10° to 55°C)
	<b>Power Consumption</b>	9mA	9mA	9mA
AC and DC	<b>Protection</b>	IP 40 front side IP 20 terminals	IP 65 front side IP 00 terminals	IP 40 front side IP 00 terminals
	<b>Front Dimensions</b>	1.89"x1.89" (48x48mm)	Ø2.28" (Ø58mm) Ø2.83" (Ø72mm)	1.42"x0.95" (36x24mm)
	<b>Front Bezels</b>	2.05"x2.05", 2.17"x2.17", 2.83"x2.83" (52x52, 55x55, 72x72, Ø80mm)	Ø2.87" & 3.14" (Ø72 & Ø80mm)	1.89"x0.95", 2.13"x1.14", 1.89"x1.89" (48x24, 54x29, 48x48mm)
	<b>Special Protection</b>	IP 65 front side IP 20 terminals	IP 67 front side IP 00 terminals	IP 65 front side (transp. housing) IP 00 terminals
	<b>Approval</b>	CE mark, UL recognized	CE mark, UL recognized	CE mark, UL recognized
	<b>Connection</b>	1/4" spade, screw clamp	1/4" spade, screw clamp	1/4" spade, screw clamp
	<b>Mounting Options</b>	Flush with retainer bracket or metal clamp DIN rail	Flush with metal clamp or 3 screw front Ø2.83" and Ø3.14" (Ø72 and 80mm)	Flush with retainer clamp Cutout 1/3"x0.84" (33x22mm) or 3 screw front Ø2.83" (Ø72mm)

Model	Dimensions	Panel Cut-Out	Mounting	Ordering
470			Flush with aluminum clamp	Model HMA 470 (AC) Model HMD 470 (DC)
471			Flush with three screws	Model HMA 471 (AC) Model HMD 471 (DC)
460			Flush with retainer bracket	HMA 460 (AC) HMD 460 (DC) Voltage/Freq.
461			Surface with DIN rail	HMA 461 (AC) HMD 461 (DC) Voltage/Freq.
300			Flush With Retainer Bracket	HMA 300 (AC) HMD 300 (DC) Voltage/Frequency
301			Flush With Retainer Bracket	HMA 301 (AC) HMD 301 (DC) Voltage/Frequency
302			Flush With Two #6 Screws	HMA 302 (AC) HMD 302 (DC) Voltage/Frequency
303			Flush With Three #8 Screws	HMA 303 (AC) HMD 303 (DC) Voltage/Frequency
304			Flush With Retainer Bracket	HMA 304 (AC) HMD 304 (DC) Voltage/Frequency

Note: Specify 1/4" spade or screw terminals



**Trumeter (The Americas)**  
6601 Lyons Rd, Suite H-7,  
Coconut Creek, Florida,  
FL 33073  
USA  
Tel: +1 954 725 6699  
Email: sales.usa@trumeter.com

**Trumeter (Europe)**  
Pilot Mill  
Alfred Street  
Bury,  
BL9 9JR  
Tel: +44 161 674 0960  
Email: sales.uk@trumeter.com

**Innovative Design Technologies Sdn. Bhd**  
Lot 5881, Lorong Iks Bukit Minyak 1  
Taman Perindustrian Iks, 14000 Bukit Tengah  
Penang, Malaysia  
Web: www.idtworld.com  
Tel: + 604 5015700  
Email: sales.my@idtworld.com