

Section B TWIST-LOCK® and HUBBELLOCK® Devices

Index


Rating	Type	Page Number
15A 125V	2P 2W, Midget Twist-Lock Non-Grounding Devices	B-2
15A 125V	2P 2W, Twist-Lock Non-Grounding Devices	B-3
20A 250V	2P 2W, Twist-Lock Non-Grounding Devices	B-4
Features and Benefits	Midget Twist-Lock Devices	B-5
15A 125V	2P 3W, Midget Twist-Lock Grounding Devices	B-6–7
Features and Benefits	15A Twist-Lock Devices	B-9
15A 125V, 250V and 277V AC	2P 3W, Twist-Lock Grounding Devices	B-10–12
Features and Benefits	20A and 30A Twist-Lock Devices	B-14–15
Features and Benefits	50A Twist-Lock Devices	B-16
Features and Benefits	20A and 30A Watertight Safety-Shroud Twist-Lock Devices	B-17–18
Features and Benefits	20A and 30A Safety-Shroud Twist-Lock Devices	B-19
Features and Benefits	CIRCUIT-LOCK Unfused Safety-Shroud Mechanical Interlock	B-20
Compatibility Chart	Twist-Lock Devices	B-21
20A 125V, 250V and 277V AC	2P 3W, Twist-Lock Grounding Devices	B-22–24
20A 125V, 250V and 277V AC	2P 3W, Valise® Twist-Lock Grounding Devices	B-25
20A 347V, 480V AC and 600V AC	2P 3W, Twist-Lock Grounding Devices	B-26
30A 125V, 250V and 277V AC	2P 3W, Twist-Lock Grounding Devices	B-27–29
30A 125V, and 250V	2P 3W, Valise Twist-Lock Grounding Devices	B-30
30A 480V AC and 600V AC	2P 3W, Twist-Lock Grounding Devices	B-31
50A 125V, 250V and 480V AC	2P 3W, Twist-Lock Grounding Devices	B-32
50A 250V DC and 600V AC	2P 3W, Twist-Lock Grounding Devices	B-33
15A 125/250V	3P 3W, Midget Twist-Lock Non-Grounding Devices	B-34–35
20 and 30A 125/250V	3P 3W, Twist-Lock Non-Grounding Devices	B-36
20A 125/250V, 3Ø 250V AC and 3Ø 480V AC	3P 4W, Twist-Lock Grounding Devices	B-37–39
30A 125/250V and 3Ø 250V AC	3P 4W, Twist-Lock Grounding Devices	B-40–42
30A 3Ø 480V AC and 3Ø 600V AC	3P 4W, Twist-Lock Grounding Devices	B-43–45
50A 125/250V, 3Ø 250V AC, and 3Ø 480V AC	3P 4W, Twist-Lock Grounding Devices	B-46
50A 600V AC, 250V DC	3P 4W, Twist-Lock Grounding Devices	B-47
20A 3Ø Y 120/208V AC, 277/480V AC and 347/600V AC	4P 4W, Twist-Lock Non-Grounding Devices	B-48
30A 3Ø Y 120/208V AC, 277/480V AC and 347/600V AC	4P 4W, Twist-Lock Non-Grounding Devices	B-49
20A and 30A 3Ø Y 120/208V AC	4P 4W, Twist-Lock Non-NEMA, Non-Grounding Devices	B-50
20A 3Ø Y 120/208V AC, 277/480V AC and 347/600V AC	4P 5W, Twist-Lock Grounding Devices	B-51–53
30A 3Ø Y 120/208V AC, 277/480V AC and 347/600V AC	4P 5W, Twist-Lock Grounding Device	B-54–56
20A 250V, 10A 600V AC	4P 5W, Twist-Lock Non-NEMA, Grounding Devices	B-57
30A 250V, 600V AC and 20A 3Ø Y 120/208V AC 400 Hz	4P 5W, Variload® Twist-Lock Grounding Devices	B-58
10A, 15A, 20A, and 30A 125V and 250V	Non-NEMA, Not UL Listed Devices	B-59–61
	Switched Twist-Lock and Hubbellock Enclosures	B-62–63
	Switched Safety-Shroud Twist-Lock Enclosure	B-64–65
	Accessories	B-66–71
	Back Boxes for Watertight Receptacles	B-72
	Add-A-Shroud	B-73
	50 Amp Twist-Lock Accessories	B-74
Features and Benefits	Hubbellock Devices	B-75
20A 125V	2P 3W, Hubbellock Grounding Devices	B-76
30A 600V AC, 20A 250V DC	3P 4W, Hubbellock Grounding Devices	B-77
30A 480V AC	3P 4W, Hubbellock Grounding Devices	B-78
60A 600V AC	3P 4W, Hubbellock Grounding Devices	B-79
30A 600V AC, 20A 250V DC	4P 5W, Hubbellock Grounding Devices	B-80
60A 600V AC	4P 5W, Hubbellock Grounding Devices	B-81
20A 125V AC or DC or 10A 250V DC and 480V AC	2P 3W, Hubbellock Grounding Not UL Listed Devices	B-82
	Technical Information	B-83–88

TWIST-LOCK® Devices

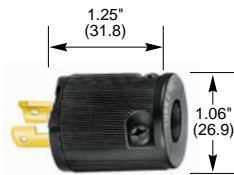
2 Pole, 2 Wire, Non-Grounding

15 Ampere, 125 Volts

Midget TWIST-LOCK Flanged Receptacle, Plug, Connector Body and Flanged Inlet



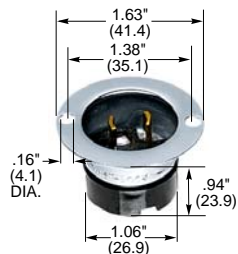
HBL7468



HBL7465V



HBL7464V




HBL7466, HBL7467



HBL4890



HBL7459V



Flanged Receptacle

Description	Catalog Number
Stainless steel flange, exposed terminals.	HBL7468

IP20 SUITABILITY

Male Plug

Description	Cord Dia.	Catalog Number
Valise® plug, black nylon.	.220"-.385" (5.6-9.8)	HBL7465V

IP20 SUITABILITY

Connector Body

Description	Cord Dia.	Catalog Number
Valise connector body, black nylon, polarized.	.220"-.385" (5.6-9.8)	HBL7464V

Flanged Inlets

Description	Catalog Numbers
Stainless steel flange, polarized, exposed terminals.	HBL7467
Stainless steel flange, not polarized, exposed terminals.	HBL7466

Weatherproofing Accessories

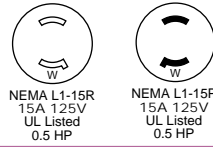
Description	Catalog Numbers
Seal-tite® cover, black elastomer, for use with a HBL7465V when used with a HBL7464V connector body or a HBL7464V connector when used with a flanged inlet.	HBL7490V** *
Seal-tite cover, black elastomer, for use with a HBL7464V connector body and combination of HBL7465V plug and HBL7490V cover.	HBL7459V** *
Closure cover for use with HBL7466 or HBL7467. Bead chain is nickel-plated.	HBL4890 *

IP65 suitability when installed and used properly with plug and connector
* Not UL Listed.

TWIST-LOCK® Devices 2 Pole, 2 Wire Non-Grounding


15 Ampere, 125 Volts

Receptacles, INSULGRIP® Plug, Connector Body,
Flanged Inlet and Flanged Receptacles



Receptacles

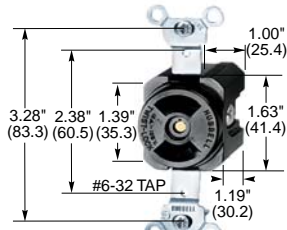
Description	Catalog Numbers
Duplex, flush, black phenolic.	HBL7540 -
Single, flush, black phenolic.	HBL7535 -
Single, panel mount, 1 ¹⁵ / ₁₆ " (49.2) centers, black phenolic.	HBL7498 -



HBL7540

Insulgrip Plug IP20 SUITABILITY


Description	Cord Dia.	Catalog Number
Black and white nylon, polarized. Multiple drive screws.	.230"-.720" (5.8-18.3)	- HBL7545C



HBL7535

Insulgrip Connector Body IP20 SUITABILITY

Description	Cord Dia.	Catalog Number
Black and white nylon. Multiple drive screws.	.230"-.720" (5.8-18.3)	- HBL7506C



HBL7498

Insulgrip Flanged Inlet

Description	Catalog Number
Nylon casing, polarized, backwired, Multiple drive screws.	- HBL7524C

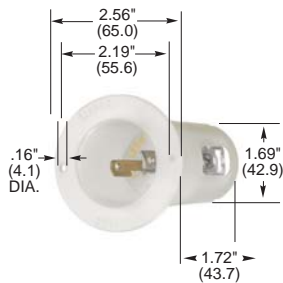
Flanged Receptacles

Description	Catalog Numbers
Insulgrip nylon casing, backwired. Multiple drive screws.	HBL7526C -
Metal flange, stainless steel casing, black phenolic, exposed terminals.	HBL7526 -


Notes: Only receptacles and plugs are HP rated.
HP ratings are AC only.
See pages B-66 and B-67 for accessories.




HBL7545C



HBL7524C



HBL7526C



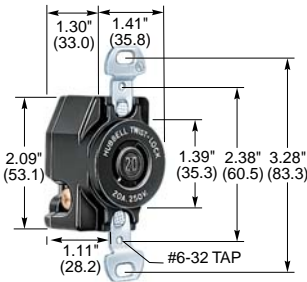
HBL7506C

TWIST-LOCK® Devices

2 Pole, 2 Wire Non-Grounding

20 Ampere, 250 Volts


Receptacles, INSULGRIP® Plug, Connector Body Flanged Inlet, Flanged Receptacles



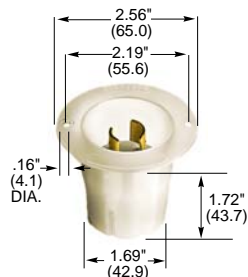
HBL7210B




HBL7102C



HBL7101C



HBL8815C



HBL8809C



HBL3226



NEMA L2-20R
20A 250V
UL Listed
2 HP



NEMA L2-20P
20A 250V
UL Listed
2 HP

Receptacles

Description	Catalog Numbers
Single, black phenolic.	HBL7210B —
Single, mounted on 4" (101.6) round box cover, black phenolic.	HBL7217B —

Insulgrip Plug

Description	Cord Dia.	Catalog Number
Black and white nylon, polarized. Multiple drive screws.	.220"-.720" (5.6-18.3)	— HBL7102C

Insulgrip Connector Body

Description	Cord Dia.	Catalog Number
Black and white nylon. Multiple drive screws.	.220"-.720" (5.6-18.3)	HBL7101C —

Insulgrip Flanged Inlet

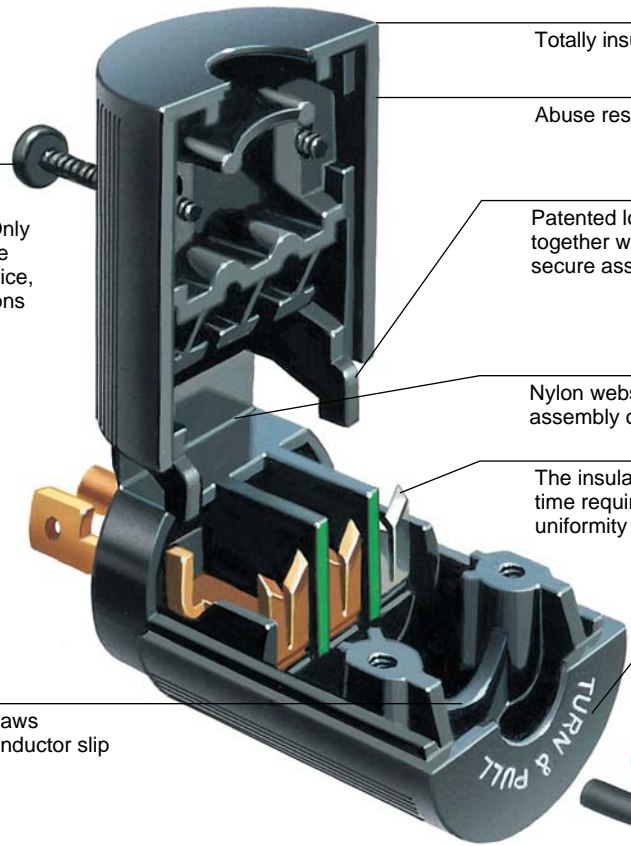
Description	Catalog Number
Nylon casing, back wired, polarized. Multiple drive screws.	— HBL8815C

Flanged Receptacles

Description	Catalog Numbers
Insulgrip nylon casing, back wired. Multiple drive screws.	HBL8809C —
Metal flange, stainless steel casing, black phenolic, exposed terminals.	HBL3226 —

Notes: Only receptacles and plugs are HP rated.
Horsepower ratings listed above are AC only.
See pages B-66 and B-67 for accessories.

TWIST-LOCK® Devices
Midget TWIST-LOCK Devices



Totally insulated body adds extra measure of safety.

Abuse resistant nylon housing.

Patented locking lugs interlock the two sections together when the device is assembled providing a secure assembly in abusive environment.

Nylon webs join two sections together which makes assembly of the device quick and easy.

The insulation displacement terminal reduces the time required for wire preparation and provides uniformity in the quality of termination.

"TURN & PULL" marking is highly visible, reducing possible damages to equipment by attempting disconnection prior to unlocking.

Assembly screws have multiple drive heads for screwdriver versatility. Only two assembly screws are needed to close this device, make the wire terminations and retain the cord.

Powerful, cord-gripping jaws designed to eliminate conductor slip and strain on terminals.

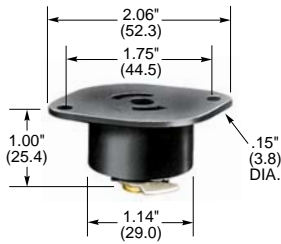
Hubbell's Valise® insulation displacement terminal for Midget Twist-Lock plugs and connector bodies are the right choice for economy, wiring speed and long life.

TWIST-LOCK® Devices

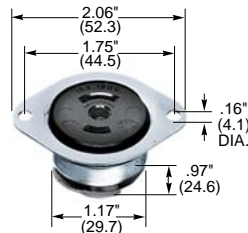
2 Pole, 3 Wire Grounding

15 Ampere, 125 Volts

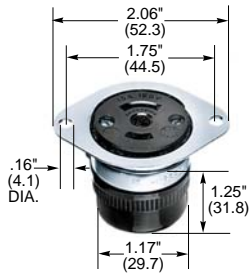
Midget TWIST-LOCK® Devices



HBL7596N




HBL7596



HBL7598



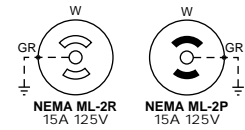
HBL7594V



HBL7594



HBL7570



Flanged Receptacles

Description	Catalog Numbers
Exposed terminals, black nylon flange.	HBL7596N -
Exposed terminals, stainless steel flange.	HBL7596 -
Covered terminals, stainless steel flange, accepts cord .500" (12.7) in dia.	HBL7598 -

Male Plugs IP20 SUITABILITY

Description	Cord Dia.	Catalog Numbers
Valise® male plug, black nylon, insulation displacement terminals.	.300"-.430" (7.6-10.9)	- HBL7594V
Black nylon cover, phenolic body, multiple drive screw terminals.	.281"-.421" (7.1-10.7)	- HBL7594
Angle plug, black nylon cover, phenolic body, multiple drive screw terminals.	.335"-.421" (8.5-10.7)	- HBL7570

Weatherproof Accessory IP55** SUITABILITY

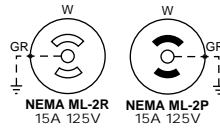
Description	Catalog Number
Seal-Tite® cover, black elastomer, for use with a HBL7594V plug when used with a HBL7593V connector body or a HBL7593V connector body when used with a flanged inlet.	HBL7495V** *

*Notes: These devices are not interchangeable with any other devices in this catalog. All male ground pins are sleeves and female device grounds are split pin. **IP55 Suitability when installed and used properly with plug and connector body combination. * Not UL Listed.*



HBL7495V

TWIST-LOCK® Devices
2 Pole, 3 Wire Grounding
 15 Ampere, 125 Volts
Midget TWIST-LOCK® Devices



Connector Bodies

IP20 SUITABILITY

Description	Cord Dia.	Catalog Numbers
Valise® connector body, black nylon, insulation displacement terminals.	.300"-.430" (7.6-10.9)	HBL7593V -
Black nylon cover, phenolic body, screw terminals.	.281"-.421" (7.1-10.7)	HBL7593 -
Angle connector body, black nylon cover, phenolic body, screw terminals.	.335"-.421" (8.5-10.7)	HBL7571 -



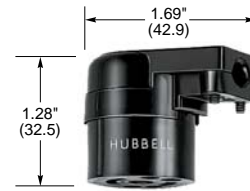
HBL7593V



HBL7593

Flanged Inlets

Description	Catalog Numbers
Exposed terminals, black nylon flange.	- HBL7595N
Exposed terminals, stainless steel flange.	- HBL7595
Covered terminals, stainless steel flange, accepts cord .500" (12.7) dia.	- HBL7551




HBL7571

Weatherproof Accessories

IP55** SUITABILITY

Description	Catalog Numbers
Seal-Tite® cover, black elastomer, for use with a HBL7593V connector body and a combination of HBL7594V plug and HBL7495V cover.	HBL7440V** *
Closure cover for use with HBL7595 or HBL7595N.	HBL4889 *

*Notes: These devices are not interchangeable with any other devices in this catalog.
 All male ground pins are sleeves and female device grounds are split pin.
 **IP55 Suitability when installed and used properly with plug cover and connector body combination.
 * Not UL Listed.*



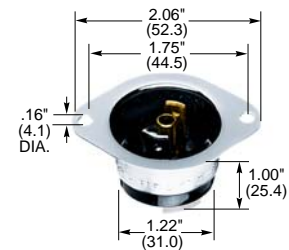
HBL7595N



HBL7440V



HBL4889



HBL7595

TWIST-LOCK® Devices



TWIST-LOCK® Devices INSULGRIP® 15 Ampere Plugs and Connector Bodies

Featuring Integral VARI-SIZE® Cord Grip

Individually molded face for each blade configuration keeps debris out of plug interior.


Roomy wiring chamber provides ample space for wiring.

Individual wiring terminals are completely enclosed in their own separate chambers.

Powerful, offsetting cord grips clamp on individual conductors and outer cord jacket to prevent strain on terminals.

Ribbed nylon housing is impact and chemical resistant.

Beveled housing prevents snagging when dragged across uneven surfaces.



Integral VARI-SIZE® insert adjusts to a wide range of cord sizes: .230"-.720" (5.8-18.3).



Multiple drive screw heads provide screwdriver versatility. Pocketed recess for cord grip screws deters slippage of the screwdriver.



VARI-SIZE pointer set to "smaller than gauge" position. Cord diameter range is .230"-.360" (5.8-9.0). Accepts slotted and Phillips head drivers.



Transparent angled wiring entrance holes permit "straight in" conductor insertion.



Catalog number is visible on the device while in use for easy identification.

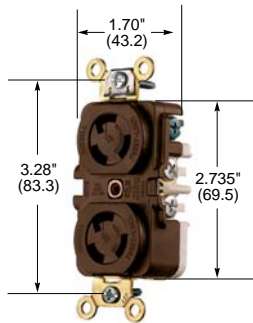

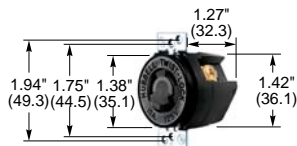


Powerful offsetting cord grips clamp on individual conductors and outer cord jacket to prevent strain on terminations.

TWIST-LOCK® Devices

2 Pole, 3 Wire Grounding

15 Ampere, 125, 250 Volts and 277 Volts AC

Duplex and Single Receptacles**HBL4700****HBL4710****HBL4713****Duplex Receptacles,
Back and Side Wired**NEMA L5-15R
15A 125V
UL/CSA
0.5 HPNEMA L6-15R
15A 250V
UL/CSA
1.5 HPNEMA L7-15R
15A 277V AC
UL/CSA
2 HP

Description	Catalog Numbers		
Flush, brown RTP face.	HBL4700*	HBL4550*	HBL4750*
Flush, ivory RTP face.	HBL4700I*	-	-

*Fed Spec WC596***Special Purpose Duplex Receptacles
Back and Side Wired**

Description	Catalog Numbers		
Isolated ground, flush, orange RTP face.	IG4700A*	IG4550A*	-
Corrosion resistant, yellow RTP face.	HBL47CM00*	-	-

*Fed Spec WC596***Single Receptacle,
Back and Side Wired**

Description	Catalog Numbers		
Flush, black nylon face.	HBL4710	HBL4560	HBL4760

**Special Purpose Single Receptacles,
Back and Side Wired**

Description	Catalog Numbers		
Isolated ground, flush, orange nylon face.	IG4710	IG4560	
Single, black nylon face mounted on a 4" (101.6) round box cover.	HBL4711	-	HBL4761
Panel mount, black nylon face, side wired only, 1.75" or 1.937" (44.5 or 49.2) mounting centers.	HBL4713	HBL4563	HBL4763

*Notes: HP ratings are AC only.**RTP is an abbreviation for reinforced thermoplastic polyester.**See Section J for full line of isolated ground devices.**See pages B-66 and B-67 for accessories.***Supplied with break-off tabs for split circuit wiring.*

TWIST-LOCK® Devices

2 Pole, 3 Wire Grounding

15 Ampere, 125, 250 Volts and 277 Volts AC

Plugs and Connector Bodies



NEMA L5-15P
15A 125V
UL/CSA
0.5 HP



NEMA L6-15P
15A 250V
UL/CSA
1.5 HP



NEMA L7-15P
15A 277V AC
UL/CSA
2 HP

Plugs

IP20
SUITABILITY

Description	Cord Dia.	Catalog Numbers
Insulgrip® plug, black and white nylon. Multiple drive screws. <i>Fed Spec WC596</i>	.230"-.720" (5.8-18.3)	HBL4720C™ HBL4570C HBL4770C
Insulgrip plug, corrosion resistant, yellow and white nylon. Multiple drive screws. <i>Fed Spec WC596</i>	.230"-.720" (5.8-18.3)	HBL47CM20C HBL45CM70C HBL47CM70C
Elastogrip® plug, yellow elastomer, dust tight.	300"-.655" (7.6-16.6)	HBL2447 - -
Elastogrip plug, yellow elastomer, water/dust tight.	300"-.655" (7.6-16.6)	HBL24W47* - -
Valise® plug, yellow nylon.	.220"-.660" (5.6-16.8)	HBL4723VY HBL4573VY HBL4773VY
Valise plug, black nylon.	.220"-.660" (5.6-16.8)	HBL4723VBK HBL4573VBK HBL4773VBK

Note: *Watertight plug IP55 suitability when installed and used with watertight connector body.



NEMA L5-15R
15A 125V
UL/CSA



NEMA L6-15R
15A 250V
UL/CSA



NEMA L7-15R
15A 277V AC
UL/CSA

Connector Bodies

Description	Cord Dia.	Catalog Numbers
Insulgrip connector body, black and white nylon. Multiple drive screws.	.230"-.720" (5.8-18.3)	HBL4729C™ HBL4579C HBL4779C
Insulgrip connector body, corrosion resistant, yellow and white nylon. Multiple drive screws.	.230"-.720" (5.8-18.3)	HBL47CM29C HBL45CM79C HBL47CM79C
Elastogrip connector body, yellow elastomer, dust tight.	.300"-.655" (7.6-16.6)	HBL2547 - -
Elastogrip connector body, yellow elastomer, water/dust tight.	.300"-.655" (7.6-16.6)	HBL25W47* - -
Valise connector body, yellow nylon.	.220"-.660" (5.6-16.8)	HBL4729VY HBL4579VY HBL4779VY
Valise connector body, black nylon.	.220"-.660" (5.6-16.8)	HBL4729VBK HBL4579VBK HBL4779VBK

Notes: See pages B-66 and B-67 for accessories.

HP ratings are AC only.


Only plugs are HP rated.

For technical information on Insulgrip devices see page B-83.

*Watertight connector body IP55 suitability when closure plug inserted or when installed and used properly with watertight plug.




HBL4720C



HBL24W47



HBL4723VY



HBL4729C



HBL25W47



HBL4729VY

TWIST-LOCK® Devices


2 Pole, 3 Wire Grounding

15 Ampere, 125, 250 Volts and 277 Volts AC

Angle Devices, Flanged Inlets, and Flanged Receptacles



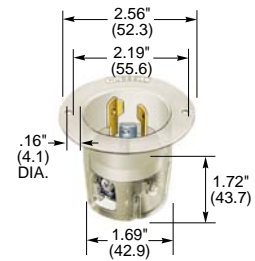
HBL4720CA



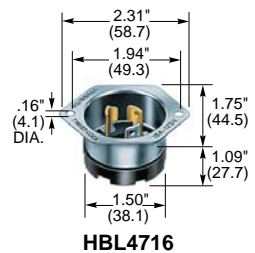
HBL4715C



HBL4715



HBL4716C



HBL4716



IP20 SUITABILITY Angle Plugs

Description	Cord Dia.	Catalog Numbers
Insulgrip® plug, 8 position angle, black and white nylon. Multiple drive screws.	.325"-.655" (8.3-16.6)	HBL4720CA HBL4570CA HBL4770CA



NEMA L5-15P
15A 125V
UL/CSA
0.5 HP



NEMA L6-15P
15A 250V
UL/CSA
1.5 HP



NEMA L7-15P
15A 277V AC
UL/CSA
2 HP

IP20 SUITABILITY Angle Connector Body

Description	Cord Dia.	Catalog Number
Insulgrip connector body, 8 position angle, black and white nylon. Multiple drive screws.	.325"-.655" (8.3-16.6)	HBL4729CA - -



NEMA L5-15R
15A 125V
UL/CSA



NEMA L6-15R
15A 250V
UL/CSA



NEMA L7-15R
15A 277V AC
UL/CSA

Flanged Receptacles

Description	Catalog Numbers
Insulgrip flanged receptacle, nylon casing, back wired.	HBL4715C HBL4585C HBL4785C
Stainless steel casing, brown phenolic.	HBL4715 HBL4585 HBL4785
Corrosion resistant, stainless steel casing, yellow melamine.	HBL47CM15 - -



NEMA L5-15R
15A 125V
UL/CSA



NEMA L6-15R
15A 250V
UL/CSA



NEMA L7-15R
15A 277V AC
UL/CSA

Flanged Inlets

Description	Catalog Numbers
Insulgrip flanged inlet, nylon casing, back wired.	HBL4716C HBL4586C HBL4786C
Stainless steel casing, brown phenolic.	HBL4716* HBL4586* HBL4786*
Corrosion resistant, stainless steel casing, yellow melamine.	HBL47CM16* - -



NEMA L5-15P
15A 125V
UL/CSA



NEMA L6-15P
15A 250V
UL/CSA



NEMA L7-15P
15A 277V AC
UL/CSA

Notes: See pages B-66 and B-67 for accessories.

Only plugs are HP rated.

HP ratings are AC only.

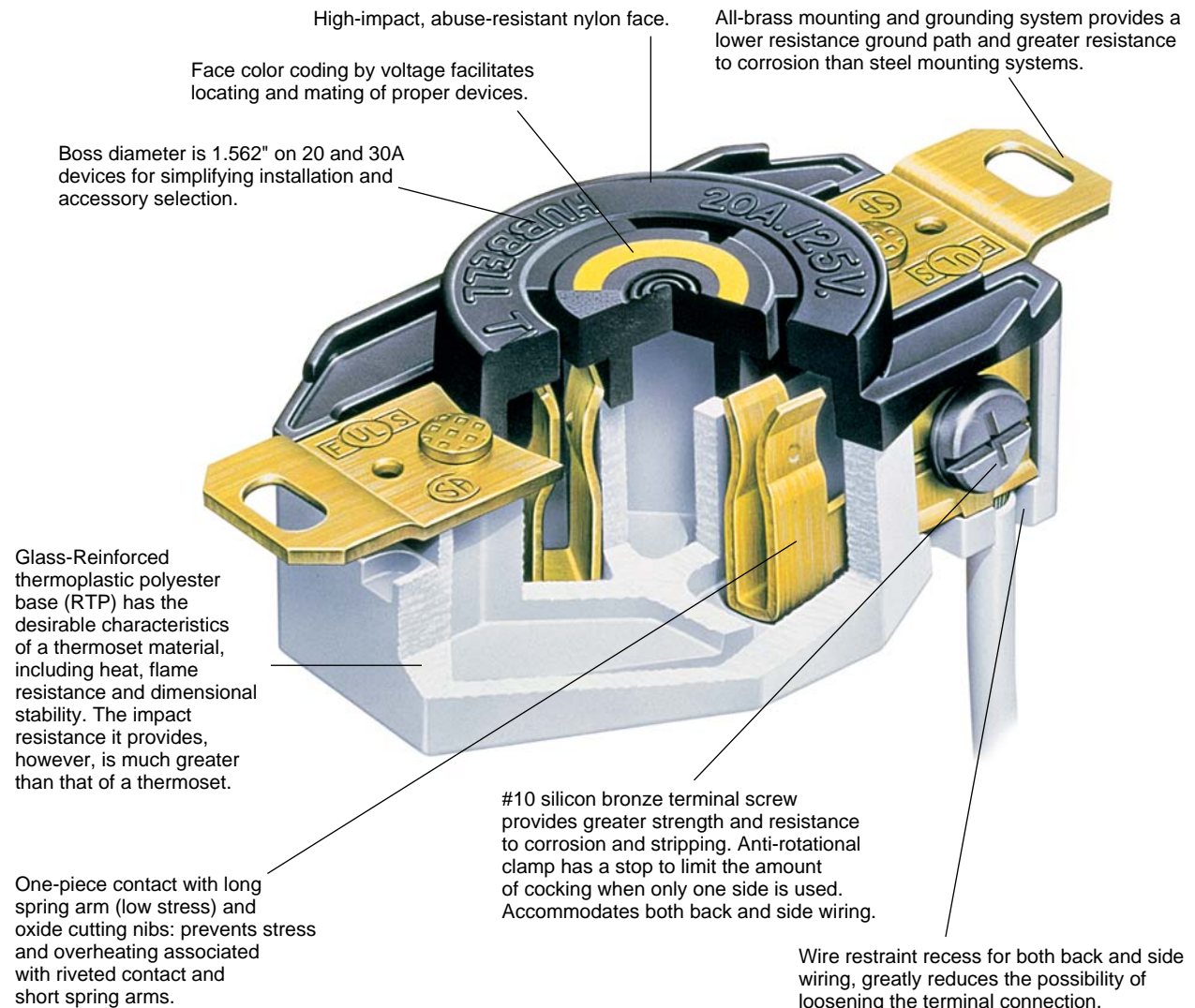
*These flanged inlets will not accept Valise® connector bodies.

TWIST-LOCK® Devices



The Standard for Locking Receptacles

Features and Benefits



On the high-impact nylon face of each Hubbell Twist-Lock® receptacle is a ring of color. Keyed to an internationally recognized color coding scheme, this ring enables mating devices to be matched quickly.

It's just one more example of user-oriented thinking at Hubbell.

Twist-Lock receptacles have always held advantages over conventional ones. Today's Twist-Lock receptacles maintain the advantage by combining functional design features, unparalleled quality and pace-setting performance.

The terminals in each Hubbell Twist-Lock receptacle are mechanically and electrically the finest available. These terminals incorporate unique design features to contain and hold conductors, including an external backwiring

“wraparound” clamp, a wire restraint recess and more.

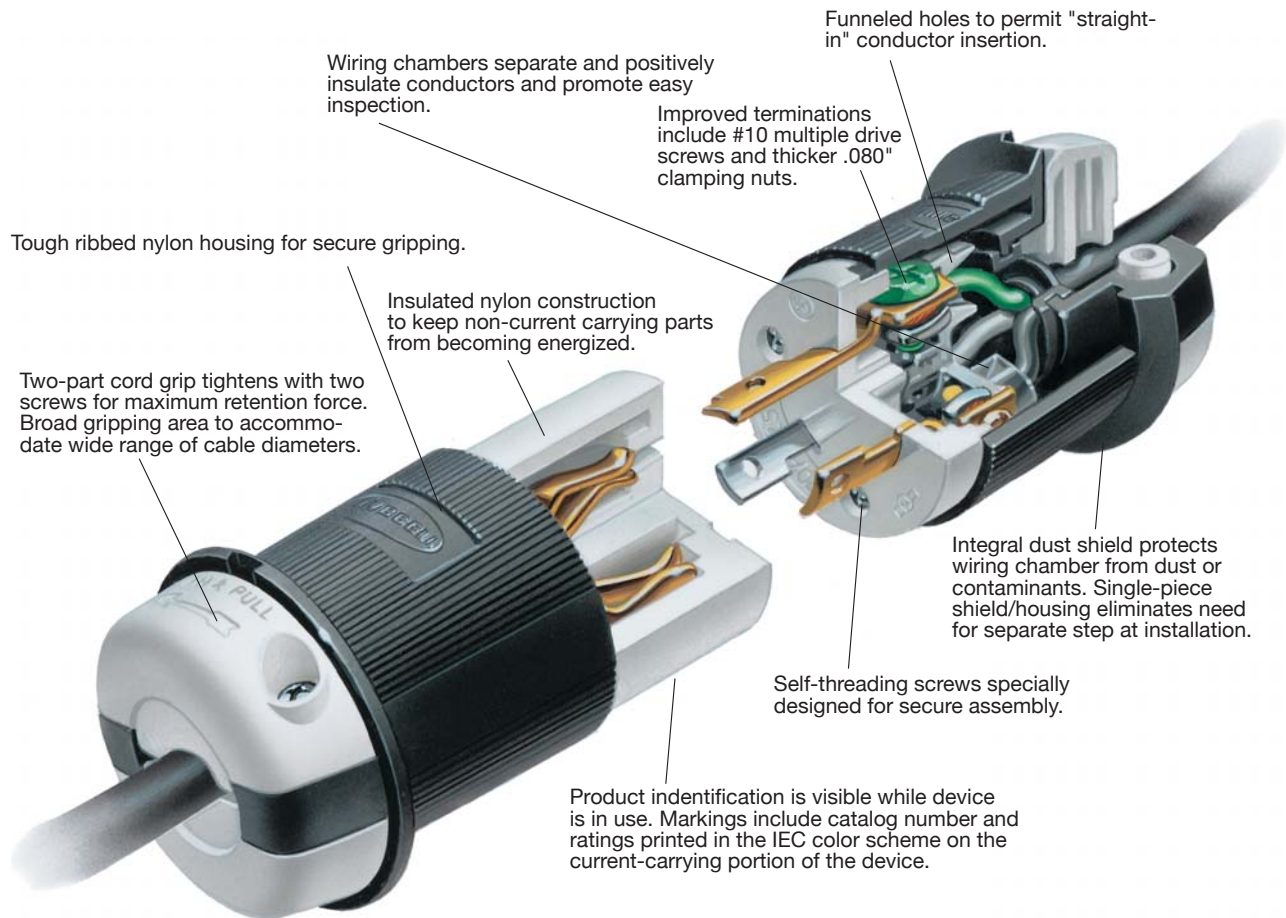
The materials used in every receptacle are of the highest quality. The all brass mounting system provides a safer, lower resistance ground path than those made of steel. The thick wall base is constructed of an engineered thermoplastic to offer the benefits of a thermoset, yet with much greater impact resistance.

Hubbell Twist-Lock Receptacles: Voltage color coding on the outside. Proven designs and quality materials on the inside. Any way you look at them, they're the standard of the industry.



20 and 30 Ampere Plugs and Connector Bodies: The Difference Is INSULGRIP®...and a Whole Lot More

Features and Benefits



They're new and better than ever. They're the same and better than anything else on the market. They're 20 and 30 amp Insulgrip plugs and connectors. We kept the same classic integrity, rock-solid construction and safety features that have made these devices the industry standard. But, we added enhancements because good is never good enough for Hubbell. We improved the contacts with better terminations and an exclusive double rivet design for the female contacts.

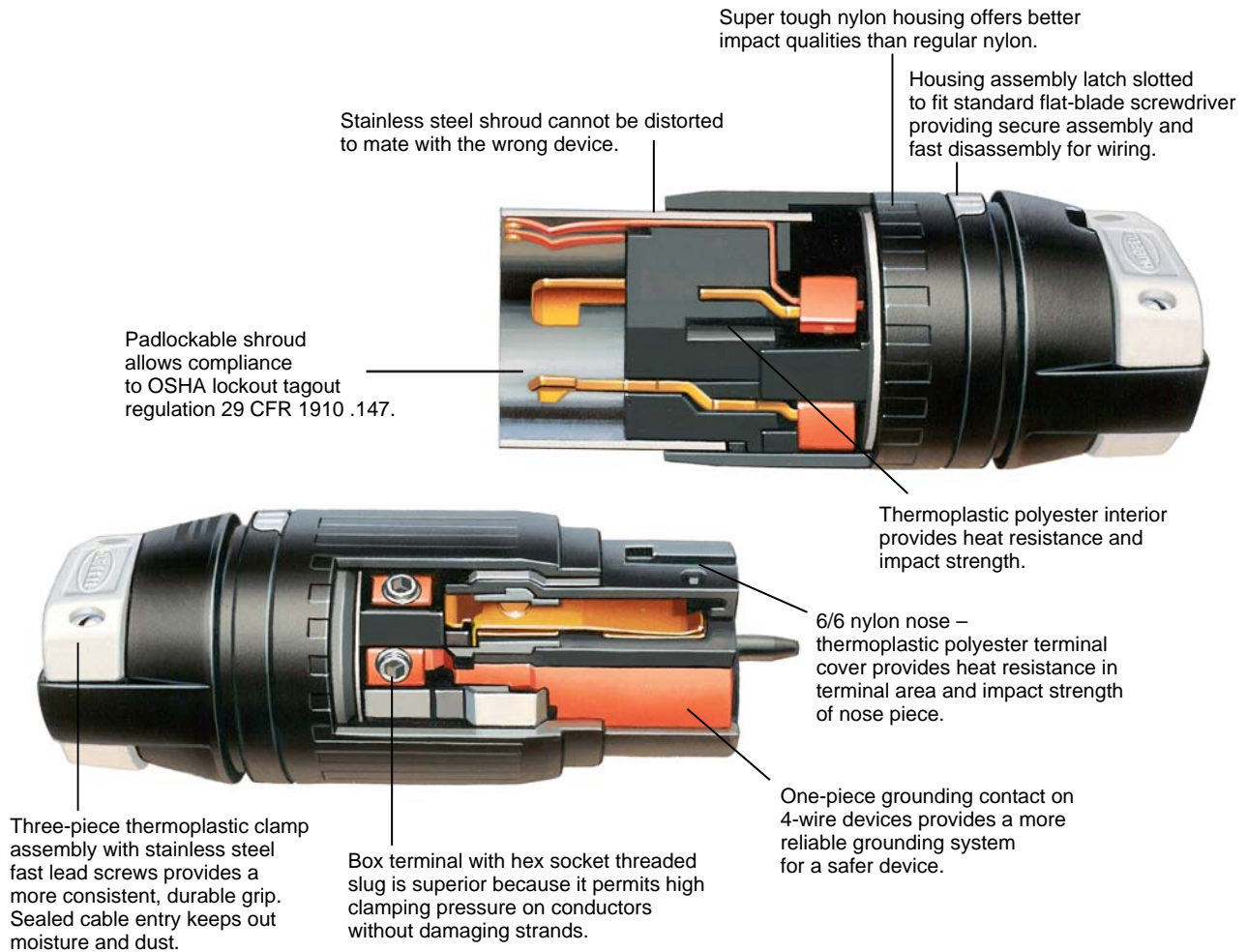
We restyled the cord grips for a clean, one-piece look—and made them stronger at the same time. And we introduced a whole new easier to read identification system. And more, all the while, of

course, we maintained traditional Insulgrip features and benefits. Like the most powerful cord grip in the industry. Insulgrip's cord gripping design actually clamps the conductors, not just the cable jacket. We kept the same nylon body and housing material for resistance to industrial chemicals, solvents and hydrocarbons. And, the front of each plug is still molded to its specific blade configuration, leaving no holes to invite debris or contamination (plus we added a new dust shield).

Of course, the Hubbell Twist-Lock® line of plugs and connectors remains the broadest in the industry. So if you prefer proven performance, innovation and selection—Hubbell has you covered.

50 Ampere Plugs and Connector Bodies: The Difference Is INSULGRIP®...and a Whole Lot More

Features and Benefits



Heavy-duty design for heavy-duty applications. These Hubbell 50A Twist-Lock plugs and connector bodies are built to go where you need power...even in some of the harshest environments.

On the outside, 50A plugs and connectors are made of Super tough nylon for better impact resistance. On the plug, the stainless steel shroud not only provides protection and durability, but safety as well. That's because the rigid construction cannot be distorted, thus minimizing the possibility of mating incorrect devices.

On the inside are the kinds of features that separate Hubbell from all the rest. The cord grip has been designed with offset gripping jaws to securely hold the conductors – not just the cord jacket. Hubbell's box terminals speed wiring and provide a superior termination. The plug's Rynite® thermoplastic interior provides excellent heat resistance without compromising strength.

In all, it's the combination of function and performance that Hubbell demands of all its products. And it's why we'll never add a feature that compromises performance.

Rynite is a registered trademark of E. I. Dupont.

Safety-Shroud TWIST-LOCK® System

Hubbell Leads the Way in Safety...Again

Features and Benefits

Next-Generation Hubbell Twist-Lock: Here Today

Introducing the next generation of the original: the Hubbell Twist-Lock. The Hubbell 20A and 30A Insulgrip® Twist-Lock product line has been expanded to provide a complete family of Safety-Shroud Twist-Lock devices. In this all-new line, plug blades are protected by a fixed shroud that shields the blades from possible deformation and, even more importantly, virtually eliminates user contact with an energized partially connected plug.

These products set an entirely new standard for improved safety and reliability, and are available in two distinct series:

- Safety-Shroud Twist-Lock
- Watertight Safety-Shroud Twist-Lock

The Watertight Safety-Shroud Twist-Lock series has achieved a UL Type 4X rating, which is capable of withstanding the ingress of water under hose-down conditions. The entire outer shell is molded of a high impact UL 94V-0 rated engineered thermoplastic. A complete line of receptacles, plugs, connector bodies and inlets is available in the most commonly required configurations and ratings.

The Safety-Shroud Twist-Lock series is intended for installation where watertightness is not a factor, but the added safety of the shrouded design is highly desirable. Here again, the Safety-Shroud™ is molded of an engineered thermoplastic for a very high level of impact resistance. In order to satisfy every application and every need, Hubbell offers this series in three different styles of receptacles—surface, angle and semi-flush. Whether the needs are maintenance and repair, renovation or new construction, there is a receptacle design to accommodate your needs. In addition, this series offers Safety-Shroud plugs and even a separate Safety-Shroud kit that can be used to convert the standard Insulgrip Twist-Lock plug into the shrouded design.

To provide an additional measure of safety in the workplace, Hubbell goes beyond shrouding to provide mechanically interlocked enclosures, designed expressly for use with this series, that virtually prevent the connecting and disconnecting of equipment under load. It's another Hubbell first in the industry...the Mechanically Interlocked Twist-Lock.

As always, it's extremely important to us that all our products achieve a high level of compatibility with your existing Twist-Lock device installations. First and foremost, the new Safety-Shroud series embodies the basic NEMA configurations. Therefore, all shrouded receptacles easily accept the standard NEMA locking plugs already in use in your facility. A complete compatibility chart appears on page B-21 to explain every circumstance.

Hubbell Twist-Lock with our new Safety-Shroud: changes the standard of safety forever.



Watertight Mechanical Interlock For Safety-Shroud Twist-Lock

Hubbell's CIRCUIT-LOCK® enclosure line has been expanded to include a mechanical interlock designed for use with the new Safety-Shroud Twist-Lock line. The addition of this mechanical interlock will complete your Safety-Shroud Twist-Lock industrial wiring system. The mechanical interlock is a breakthrough in design and virtually eliminates the possibility of making or breaking the circuit under load.



Back Boxes

Hubbell manufactures an extensive line of back boxes for use with the new Safety Shroud Twist-Lock system. Each back box is designed to give the user the maximum amount of wiring room while achieving grounding to metallic conduit. Hubbell back boxes are available in non-metallic and cast metal versions.

Watertight Safety-Shroud Twist-Lock®

This Type 4X rated product line is offered in a complete family consisting of plugs, connector bodies, receptacles and inlets. Tough and tight, these products are unequalled in performance in even the most hostile applications.



Safety-Shroud Twist-Lock

Where watertightness is not a factor—but the added margin of safety from the Hubbell Safety-Shroud Twist-Lock is—we offer a total product line for all applications. In addition to Safety-Shroud plugs, the new line includes non-watertight receptacles in three styles—angle, surface and semi-flush to satisfy every installation need.



Watertight Safety-Shroud TWIST-LOCK® System Receptacles, Plugs, Connector Bodies and Flanged Inlets

Features and Benefits

Closure cap is included for environmental seal when device is not in use.

One-piece, engineered thermoplastic housing is impact-resistant for heavy-duty industrial environments.

All screws are #10 multiple drive head.

Catalog number and color-coded voltage rating are easily visible even when in use.

Alignment arrows and lock and unlock symbols provide a visual indication that devices are properly connected.

External keying provides quick mating of devices.

Blades are recessed for protection against bending and breaking.

Cord grip screw recess minimizes screwdriver slippage.

One-step automatic Neoprene sealing gland and engineered thermoplastic guard assure sealing when device is fully connected.



Universal Neoprene Diaphragm Seal

Seal accommodates a wide range of cord sizes from #16-3 Type SJ to #8-5 Type S, SO.



Spring-Loaded Cover

One-step push-to-close spring-loaded cover with latch allows for fast opening and closing of lift cover. Result: environmental sealing is assured.



Panel Or Box Mount Receptacles And Inlets

- High impact, thermoplastic housing for heavy-duty industrial environments.
- Catalog number and color-coded voltage rating are easily visible when in use.
- Stainless Steel 302/304, #10 multiple drive head mounting screws provide corrosion resistance.
- Mounting screw recesses minimize screwdriver slippage.
- Lockout/tagout hole on inlets allow compliance to OSHA regulation 29 CFR 1910.147.
- Neoprene closure cap provided with inlets for environmental seal when not in use.
- Accepts all mating NEMA locking plugs and most connector bodies, allowing interchangeability with existing devices.



Safety-Shroud

- Virtually eliminates bent and broken plug blades, leading to longer equipment life.
- Extends life of mating receptacles by eliminating damage caused by insertion of bent blades.
- Extra protection for personnel by significantly reducing chance of inadvertent contact with blades when connecting or disconnecting energized receptacles and connector bodies.
- Reduces exposure to arcing when connecting or disconnecting plugs under load.
- Compliance with California Code of Regulations, Title 8, Article 51, subsection 2510.7(b), which requires shrouding for devices exceeding 300 volts.
- Lockout/tagout hole allows compliance with OSHA regulation 29 CFR 1910.147.
- Sealing gland and thermoplastic guard assure sealing when fully connected.

Safety-Shroud TWIST-LOCK® System Receptacles and Plugs

Features and Benefits

Impact resistant shroud made of engineered thermoplastic protects blades against bending or breaking.

Alignment arrows and lock and unlock symbols provide a visual indication that devices are properly connected.

Catalog number and color-coded voltage rating are visible even when in use.

External keying on plug devices allows quick mating of devices.

Lockout/tagout hole allows compliance with OSHA regulation 29 CFR 1910.147.

Engineered thermoplastic housing is impact and corrosion resistant, making it suitable for heavy-duty industrial environments.

All screws are #10 multiple drive head.

Safety-Shroud Plug Features and Benefits



- Mates with most NEMA locking connector bodies.
- Virtually eliminates bent and broken plug blades.
- Provides protection for personnel by reducing chance of inadvertent contact with blades when connecting or disconnecting energized devices.
- Reduces exposure to arcing when connecting or disconnecting under load.
- Extends life of mating receptacles by eliminating damage caused by insertion of bent blades.
- Complies with California Code of Regulation, which requires shrouding for devices exceeding 300 volts.
- Lockout/tagout hole allows compliance to OSHA regulation 29 CFR 1910.147.
- Allows engagement with Mechanical Interlock Enclosure which virtually prevents make and break under load.



Semi-flush receptacle mounting provides lowest installed profile when plug is not in use with receptacle. This device is designed for installation on 2 gang boxes.



Straight receptacle housing provides a low installed profile when plug is not in use with receptacle. This device is designed for installation on single-gang boxes.



Angle receptacle housing provides low installed profile when plug is in use with receptacle. This device is designed for installation on single-gang boxes.

Receptacle Features and Benefits

- Internal keying on receptacles aligns blades for quick mating of devices.
- Accepts all NEMA locking plugs, allowing interchangeability with existing devices.
- Catalog number and color-coded voltage rating are visible when in use.
- All screws are #10 multiple drive head.
- Engineered thermoplastic housing is impact and corrosion-resistant, for use in heavy-duty industrial environments.


Switched Safety Enclosures

CIRCUIT-LOCK® Unfused Safety-Shroud TWIST-LOCK® Mechanical Interlock

Features and Benefits

Lockable handle provides lockout protection for greater safety and compliance with OSHA lockout requirements.

Angled 20 or 30 Amp Hubbell Watertight Safety-Shroud Twist-Lock receptacle provides watertight, low profile and mechanical interlock capabilities.



Enclosure back is designed for top, bottom or back feed options.

Heavy-duty interlock linkage prevents make and break under load.

Horsepower rated switch.

Heavy-duty internal frame bonds conduit and all grounds and has a DIN rail to accommodate the switch.

Moveable feet may be used in horizontal or vertical position.

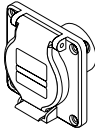
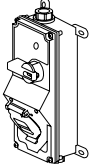





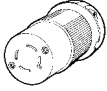





Premolded conduit entry hole is offset to prevent water condensation from falling directly on to interior electrical components. Also speeds installation by making it easier to pull conductors.

Hubbell introduces the first mechanical interlock for Twist-Lock. This new, unfused mechanical interlock for watertight Safety-Shroud Twist-Lock integrates a watertight receptacle with a linked disconnect switch to provide a mechanically interlocked receptacle. This virtually eliminates the possibility of making or breaking the circuit

while under load or making a casual or "lazy" connection. The switch cannot be turned "ON" until the plug is properly inserted and locked, and the plug cannot be removed until the switch is turned "OFF." All these protective features are included in a compact Type 4X hose-directed water and corrosion resistant enclosure that allows for top, bottom or back feed options. The

non-metallic enclosure is nonconductive, yet has an internal frame to assure ground continuity with metallic conduit. In addition, this interlock works with all Safety-Shroud Twist-Lock plugs. The new unfused mechanical interlock for watertight Safety-Shroud Twist-Lock can be locked out as a method of compliance with OSHA lockout/tagout regulations.

TWIST-LOCK® System Compatibility and Environmental Protection Watertight Safety-Shroud™, Safety-Shroud and NEMA Devices

Twist-Lock Receptacles							Twist-Lock Connector Bodies	
	 Watertight Safety-Shroud	 Water-tight Safety-Shroud Mechanical Interlock Enclosure	 Safety-Shroud	 Switched Enclosure	 NEMA	 NEMA	 Watertight Safety-Shroud	 NEMA
Twist-Lock Plugs								
	Watertight Safety-Shroud YES Type 4X, Type 12	YES Type 4X, Type 12K	YES Type 1	NO	NO	YES Type 4X, Type 12	YES Type 1	YES Type 1
	Safety-Shroud YES Type 1	YES Type 1	YES Type 1	NO	NO	YES Type 1	YES Type 1	YES Type 1
	NEMA YES Type 1	NO	YES Type 1	YES Type 3R	YES Type 1	YES Type 1	YES Type 1	YES Type 1
Twist-Lock Inlets								
	NEMA NA	NA	NA	NA	NA	NA	NO	YES Type 1
	Watertight Safety-Shroud NA	NA	NA	NA	NA	NA	YES Type 4X, Type 12	YES Type 1

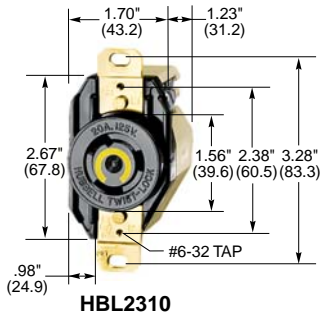
Type 1 *Indoor*
 Type 3R *Raintight*
 Type 4X *Hose-directed water and corrosion resistant*
 Type 12 *Dust tight, dripproof without knockouts*
 Type 12K *Dust tight, dripproof with knockouts*
 YES *Interchangeable*
 NO *Does not interchange*
 NA *Not Applicable*
 Refer to section W for full description of enclosure types.

TWIST-LOCK® Devices

2 Pole, 3 Wire Grounding

20 Ampere, 125, 250 Volts and 277 Volts AC

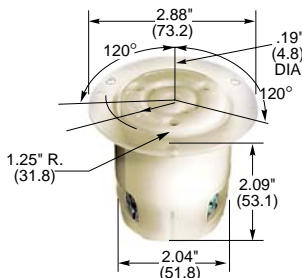
Receptacles, INSULGRIP® Connector Bodies, Flanged Devices and Plugs



HBL2310



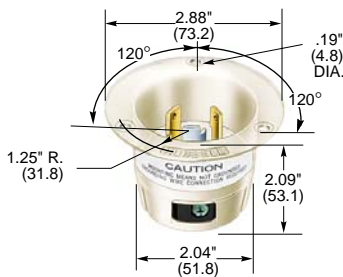
HBL2313



HBL2316



HBL2311



HBL2315



NEMA L5-20R
20A 125V
UL/CSA
1 HP



NEMA L6-20R
20A 250V
UL/CSA
2 HP



NEMA L7-20R
20A 277V AC
UL/CSA
2 HP

Single Flush Receptacles, Back and Side Wired

Description	Catalog Numbers		
Black nylon face.	HBL2310	HBL2320	HBL2330
Isolated ground, orange nylon face.	IG2310	IG2320	—
Corrosion resistant, yellow nylon face.	HBL23CM10	—	—

Insulgrip Connector Bodies IP20 SUITABILITY

Description	Catalog Numbers		
Black and white nylon.	HBL2313	HBL2323	HBL2333
Corrosion resistant, yellow nylon.	HBL23CM13	HBL23CM23	—

Note: Cord clamp range .360"-.930" (9-24).

Insulgrip Flanged Receptacles

Description	Catalog Numbers		
Nylon casing, back wired.	HBL2316	HBL2326	HBL2336



NEMA L5-20P
20A 125V
UL/CSA
1 HP



NEMA L6-20P
20A 250V
UL/CSA
2 HP



NEMA L7-20P
20A 277V AC
UL/CSA
2 HP

Insulgrip Plugs IP20 SUITABILITY

Description	Catalog Numbers		
Black and white nylon.	HBL2311	HBL2321	HBL2331
Corrosion resistant, yellow nylon.	HBL23CM11	HBL23CM21	—

Notes: Cord grip range .360"-.930" (9-24).
See page B-73 for Add-A-Shroud™ kit.

Insulgrip Flanged Inlets

Description	Catalog Numbers		
Nylon casing, back wired.	HBL2315	HBL2325	HBL2335

Notes: See pages B-68 and B-69 for accessories.
See page B-63 for switched enclosure.
For technical information see page B-83.
HP ratings are AC only.
Only receptacles and plugs are HP rated.



TWIST-LOCK® Devices

2 Pole, 3 Wire Grounding

20 Ampere, 125, 250 Volts and 277 Volts AC

Watertight Safety-Shroud TWIST-LOCK® System



UL Listed, CSA
Certified to Type
4, 4X, & 12

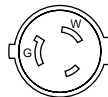
IP66
SUITABILITY



NEMA L5-20R
20A 125V
UL/CSA
1 HP



NEMA L6-20R
20A 250V
UL/CSA
2 HP*




NEMA L7-20R
20A 277V AC
UL/CSA
2 HP

Watertight Safety-Shroud Receptacles, Back Wired

Description	Catalog Numbers		
Gray Valox® housing & flange.	HBL2310SW	HBL2320SW	HBL2330SW

Note: Receptacles only fit boxes listed on Page B-72.



HBL2320SW

Watertight Safety-Shroud Connector Bodies

Description	Catalog Numbers		
Black Valox housing, White Valox clamps.	HBL2313SW	HBL2323SW	HBL2333SW



NEMA L5-20P
20A 125V
UL/CSA
1 HP



NEMA L6-20P*
20A 250V
UL/CSA
2 HP*



NEMA L7-20P
20A 277V AC
UL/CSA
2 HP

Watertight Safety-Shroud Plugs

Description	Catalog Numbers		
Black Valox housing, White Valox clamps.	HBL2311SW	HBL2321SW	HBL2331SW



HBL2323SW



HBL2321SW

Watertight Safety-Shroud Flanged Inlets

Description	Catalog Numbers		
Gray Valox housing and flange.	HBL2315SW	HBL2325SW	HBL2335SW

Notes: Only receptacles and plugs 480V AC or less are HP rated.

*Also suitable for 208V.

HP ratings are AC only.

Cord grip range for plugs and connector bodies

.300"-.930" (9-24), #16-3 Type SJ to #8-3 Type S, SO.

For technical information see page B-84.

CIRCUIT-LOCK® Unfused Safety-Shroud Mechanical Interlock for Twist-Lock® Receptacles

Description	Catalog Number
Mechanical Interlock accommodates 20A and 30A watertight safety-shroud receptacles.	HBLMITL**

Note: **Not shown, see pages B-64 and B-65 for details.



HBL2325SW

®Valox is a registered trademark of General Electric Company.



TWIST-LOCK® Devices

2 Pole, 3 Wire Grounding

20 Ampere, 125, 250 Volts and 277 Volts AC


Safety-Shroud TWIST-LOCK® System



HBL2320AR



HBL2320SR



HBL2320SR2



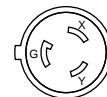
HBL2323



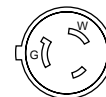
HBL2321S



NEMA L5-20P
20A 125V
UL/CSA
1 HP



NEMA L6-20P
20A 250V
UL/CSA
2 HP*



NEMA L7-20P
20A 277V AC
UL/CSA
2 HP

Safety-Shroud Twist-Lock Receptacles, Back Wired

Description	Catalog Numbers		
Angle housing one gang.	HBL2310AR	HBL2320AR	HBL2330AR
Surface mounting one gang.	HBL2310SR	HBL2320SR	HBL2330SR
Semi-flush two gang.	HBL2310SR2	HBL2320SR2	HBL2330SR2

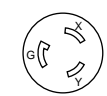
Notes: See page B-72 for box mounting application.
Housing and flange, gray Valox®.

IP20 SUITABILITY

Insulgrip Connector Bodies



NEMA L5-20P
20A 125V
UL/CSA



NEMA L6-20P
20A 250V
UL/CSA



NEMA L7-20P
20A 277V AC
UL/CSA

Description	Catalog Numbers		
Black and white nylon.	HBL2313	HBL2323	HBL2333

Note: Cord grip range .360"-.930" (9-24).

IP20 SUITABILITY

Safety-Shroud Male Plugs



NEMA L5-20P
20A 125V
UL/CSA
1 HP



NEMA L6-20P*
20A 250V
UL/CSA
2 HP*



NEMA L7-20P
20A 277V AC
UL/CSA
2 HP

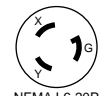
Description	Catalog Numbers		
Black and white nylon body, white Valox® shroud.	HBL2311S	HBL2321S	HBL2331S

Note: Cord clamp range .360"-.930" (9-24).

Insulgrip® Flanged Inlets



NEMA L5-20P
20A 125V
UL/CSA



NEMA L6-20P
20A 250V
UL/CSA
2 HP



NEMA L7-20P
20A 277V AC
UL/CSA
2 HP

Description	Catalog Numbers		
Nylon casing, back wired.	HBL2315	HBL2325	HBL2335

Note: Only receptacles and plugs 480V AC or less are HP rated.

*Also suitable for 208V AC.

HP ratings are AC only.

For technical information, see page B-83.

®Valox is a registered trademark of General Electric Company.

TWIST-LOCK® Devices
2 Pole, 3 Wire Grounding
 20 Ampere, 125, 250 Volts and 277 Volts AC
VALISE® Plugs and Connector Bodies



IP20
 SUITABILITY



NEMA L5-20P
 20A 125V
 UL/CSA
 1 HP




NEMA L6-20P
 20A 250V
 UL/CSA
 2 HP



NEMA L7-20P
 20A 277V AC
 UL/CSA
 2 HP

Valise Plugs

Description	Cord Dia.	Catalog Numbers		
Yellow nylon.	.325"-.720" (8.26-18.3)	HBL2311VY	HBL2321VY	HBL2331VY
Corrosion resistant, yellow nylon.	.325"-.720" (8.26-18.3)	HBL23CM11V	-	-
Black nylon.	.325"-.720" (8.26-18.3)	HBL2311VBK	HBL2321VBK	HBL2331VBK



HBL2311VY



NEMA L5-20R
 20A 125V
 UL/CSA




NEMA L6-20R
 20A 250V
 UL/CSA



NEMA L7-20R
 20A 277V AC
 UL/CSA

Valise Connector Bodies

Description	Cord Dia.	Catalog Numbers		
Yellow nylon.	.325"-.720" (8.26-18.3)	HBL2313VY	HBL2323VY	-
Black nylon.	.325"-.720" (8.26-18.3)	HBL2313VBK	HBL2323VBK	HBL2333VBK



HBL2313VY

Notes: Connector bodies are not HP rated.
 HP ratings are AC only.
 See page B-88 for technical information.

Weatherproof Accessories IP55 SUITABILITY**

Description	Catalog Numbers
Yellow Seal-Tite® elastomer triple seal cover for use with Valise plugs when used in cord set and Valise connector bodies when used with flanged inlet.	HBL60CM31V*
Yellow Seal-Tite elastomer triple seal cover for use with Valise connector bodies.	HBL60CM32V*

Note: **When installed and used properly with plug and connector body combinations.

* Not UL Listed, CSA Certified



HBL60CM31V



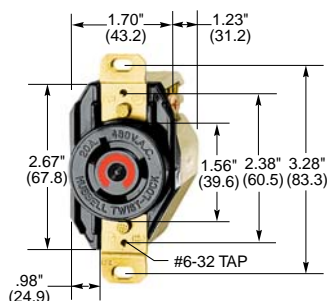
HBL60CM32V

TWIST-LOCK® Devices

2 Pole, 3 Wire Grounding

20 Ampere, 347, 480 and 600 Volts AC

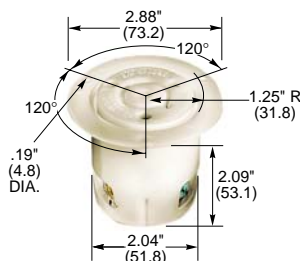
Receptacles, INSULGRIP® Connector Bodies, Flanged Devices and Plugs



HBL2340



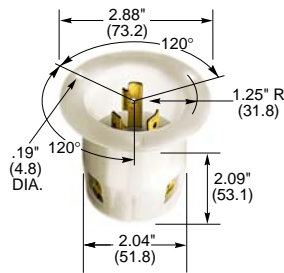
HBL2343



HBL2346



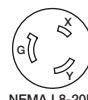
HBL2341



HBL2345



NEMA L24-20R
20A 347V AC
UL/CSA



NEMA L8-20R
20A 480V AC
UL/CSA
3 HP



NEMA L9-20R
20A 600V AC
UL/CSA

Single Flush Receptacles, Back and Side Wired

Description	Catalog Numbers		
Black nylon face.	HBL3720	HBL2340	HBL2350
Isolated ground, orange nylon face.	-	IG2340	-

Insulgrip Connector Bodies IP20 SUITABILITY

Description	Catalog Numbers		
Black and white nylon.	HBL3723	HBL2343	HBL2353

Note: Cord clamp range .360"-.930" (9-24).

Insulgrip Flanged Receptacles

Description	Catalog Numbers		
Nylon casing, back wired.	HBL3726	HBL2346	HBL2356



NEMA L24-20P
20A 347V AC
UL/CSA



NEMA L8-20P
20A 480V AC
UL/CSA
3 HP



NEMA L9-20P
20A 600V AC
UL/CSA

Insulgrip Plugs IP20 SUITABILITY

Description	Catalog Numbers		
Black and white nylon.	HBL3721	HBL2341	HBL2351

Notes: Cord clamp range .360"-.930" (9-24).
See page B-73 for Add-A-Shroud™ kit.

Insulgrip Flanged Inlets

Description	Catalog Numbers		
Nylon casing, back wired.	HBL3725	HBL2345	HBL2355

Notes: Only receptacles and plugs up to 480V AC are HP rated.
For technical information see page B-83.
See pages B-68 and B-69 for accessories.
See page B-63 for switched enclosure.
HP ratings are AC only.

TWIST-LOCK® Devices

2 Pole, 3 Wire Grounding

30 Ampere, 125, 250 Volts and 277 Volts AC

Receptacles, INSULGRIP® Connector Bodies, Flanged Devices and Plugs



NEMA L5-30R
30A 125V
UL/CSA
2 HP



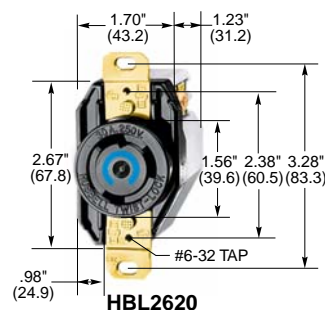
NEMA L6-30R
30A 250V
UL/CSA
2 HP



NEMA L7-30R
30A 277V AC
UL/CSA
3 HP

Single Flush Receptacles, Back and Side Wired

Description	Catalog Numbers		
Black nylon face.	HBL2610	HBL2620	HBL2630
Isolated ground, orange nylon face.	IG2610	IG2620	-
Corrosion resistant, yellow nylon face.	HBL26CM10		-



Insulgrip Connector Bodies IP20 SUITABILITY

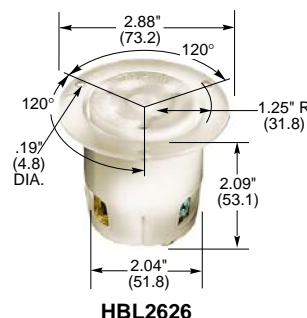
Description	Catalog Numbers		
Black and white nylon.	HBL2613	HBL2623	HBL2633
Heat stabilized, gray nylon, 220° F (104° C).	HBL2613F	HBL2623F	-
Corrosion resistant, yellow nylon.	HBL26CM13	HBL26CM23	-

Note: Cord clamp range .360"-.930" (9-24).



Insulgrip Flanged Receptacles

Description	Catalog Numbers		
Nylon casing, back wired.	HBL2616	HBL2626	HBL2636
Heat stabilized, gray nylon, 220° F (104° C).	HBL2616F	HBL2626F	-



Insulgrip Plugs IP20 SUITABILITY

Description	Catalog Numbers		
Black and white nylon.	HBL2611	HBL2621	HBL2631
Heat stabilized, gray nylon, 220° F (104° C).	HBL2611F	HBL2621F	-
Corrosion resistant, yellow nylon.	HBL26CM11	HBL26CM21	-

Notes: Cord clamp range .360"-.930" (9-24).

See page B-73 for Add-A-Shroud™ kit.



Insulgrip Flanged Inlets

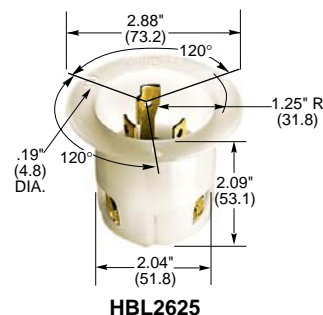
Description	Catalog Numbers		
Nylon casing, back wired.	HBL2615	HBL2625	HBL2635
Heat stabilized, gray nylon, 220° F (104° C).	HBL2615F	HBL2625F	-

Notes: All HP ratings are AC only. Only receptacles and plugs are HP rated.

For technical information see page B-83.

For accessories see pages B-68 and B-69.

See page B-63 for switched enclosure.



TWIST-LOCK® Devices 2 Pole, 3 Wire Grounding 30 Ampere, 125 and 250 Volts Watertight Safety-Shroud TWIST-LOCK® System



UL Listed, CSA
Certified to Type 4,
4X, & 12



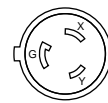
Fed.Spec.

IP66

SUITABILITY



NEMA L5-30R
30A 125V
UL/CSA
2 HP



NEMA L6-30R
30A 250V
UL/CSA
2 HP*

Watertight Safety-Shroud Receptacles, Back Wired

Description	Catalog Numbers	
Gray Valox® housing and flange.	HBL2610SW	HBL2620SW

Note: Receptacles only fit boxes listed on page B-72.

Watertight Safety-Shroud Connector Bodies

Description	Catalog Numbers	
Black Valox housing, white Valox clamps.	HBL2613SW	HBL2623SW



NEMA L5-30P
30A 125V
UL/CSA
2 HP



NEMA L6-30P
30A 250V
UL/CSA
2 HP*

Watertight Safety-Shroud Plugs

Description	Catalog Numbers	
Black Valox housing, white Valox clamps.	HBL2611SW	HBL2621SW

Watertight Safety-Shroud Flanged Inlets

Description	Catalog Numbers	
Gray Valox housing and flange.	HBL2615SW	HBL2625SW

Notes: Only receptacles and plugs 480V AC or less are HP rated.

*Also suitable for 208V.

HP ratings are AC only.

Cord grip range for plugs and connector bodies

.325"-.930" (9-24). #16-3 Type SJ to #8-3 Type S, SO.

For technical information see page B-84.

CIRCUIT-LOCK® Unfused Safety-Shroud Mechanical Interlock for Twist-Lock® Receptacles

Description	Catalog Number
Mechanical Interlock accommodates 30A watertight Safety-Shroud receptacles.	HBLMITL**

Note: **Not shown, see pages B-64 and B-65.

©Valox is a registered trademark of General Electric Company.

TWIST-LOCK® Devices

2 Pole, 3 Wire Grounding

30 Ampere, 125 and 250 Volts
Safety-Shroud TWIST-LOCK® System



NEMA L5-30R
30A 125V
UL/CSA
2 HP



NEMA L6-30R
30A 250V
UL/CSA
2 HP*

Safety-Shroud Twist-Lock Receptacles, Back Wired

Description	Catalog Numbers	
Angle housing one gang.	HBL2610AR	HBL2620AR
Surface mounting one gang.	HBL2610SR	HBL2620SR
Semi-flush two gang.	HBL2610SR2	HBL2620SR2

Notes: See page B-72 for box mounting application.
Housing and flange, gray Valox®.



HBL2620AR



NEMA L5-30R
30A 125V
UL/CSA



NEMA L6-30R
30A 250V
UL/CSA

Insulgrip Connector Bodies IP20 SUITABILITY

Description	Catalog Numbers	
Black and white nylon.	HBL2613	HBL2623

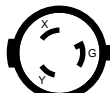
Note: Cord clamp range .360"-.930" (9-24).



HBL2620SR



NEMA L5-30P
30A 125V
UL/CSA
2 HP

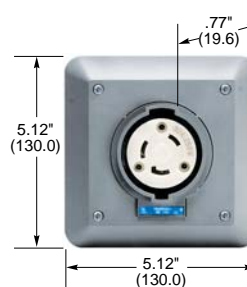


NEMA L6-30P
30A 250V
UL/CSA
2 HP*

Safety-Shroud Male Plug IP20 SUITABILITY

Description	Catalog Numbers	
Black and white nylon body, white Valox shroud.	HBL2611S	HBL2621S

Note: Cord clamp range .360"-.930" (9-24).



HBL2620SR2



NEMA L5-30P
30A 125V
UL/CSA
2 HP



NEMA L6-30P
30A 250V
UL/CSA
2 HP

Insulgrip Flanged Inlets

Description	Catalog Numbers	
Nylon casing, back wired.	HBL2615	HBL2625

Notes: Only receptacles and plugs 480V AC or less are HP rated.

*Also suitable for 208V.

HP ratings are AC only.

For technical information see page B-83.



HBL2623



HBL2621S

®Valox is a registered trademark of General Electric Company.

TWIST-LOCK® Devices 2 Pole, 3 Wire Grounding 30 Ampere, 125 and 250 Volts VALISE® Plugs and Connector Bodies



HBL2611VY



HBL2613VY



HBL60CM31V



HBL60CM32V



Valise Plugs IP20 SUITABILITY

Description	Cord Dia.	Catalog Numbers	
Yellow nylon.	.590"-.930" (15.0-23.6)	HBL2611VY	HBL2621VY
Corrosion resistant, yellow nylon.	.590"-.930" (15.0-23.6)	HBL26CM11V	-
Black nylon.	.590"-.930" (15.0-23.6)	HBL2611VBK	HBL2621VBK



NEMA L5-30P
30A 125V
UL/CSA
2 HP



NEMA L6-30P
30A 250V
UL/CSA
2 HP



NEMA L5-30R
30A 125V
UL/CSA



NEMA L6-30R
30A 250V
UL/CSA

Valise Connector Bodies IP20 SUITABILITY

Description	Cord Dia.	Catalog Numbers	
Yellow nylon.	.590"-.930" (15.0-23.6)	HBL2613VY	HBL2623VY
Corrosion resistant, yellow nylon.	.590"-.930" (15.0-23.6)	HBL26CM13V	-
Black nylon.	.590"-.930" (15.0-23.6)	HBL2613VBK	HBL2623VBK

Notes: Connector bodies are not HP rated.
HP ratings are AC only.
See page B-88 for technical information.

Weatherproof Accessories IP55** SUITABILITY

Description	Catalog Numbers
Yellow Seal-Tite® elastomer triple seal cover for use with Valise plugs when used in cord set and Valise connector bodies when used with flanged inlet.	HBL60CM31V*
Yellow Seal-Tite elastomer triple seal cover for use with Valise connector bodies.	HBL60CM32V*

Note: **When installed and used properly with plug and connector body combinations.
* Not UL Listed, CSA Certified.

TWIST-LOCK® Devices 2 Pole, 3 Wire Grounding

30 Ampere, 480 and 600 Volts AC

Receptacles, INSULGRIP® Connector Bodies, Flanged Devices and Plugs



Single Flush Receptacles, Back and Side Wired

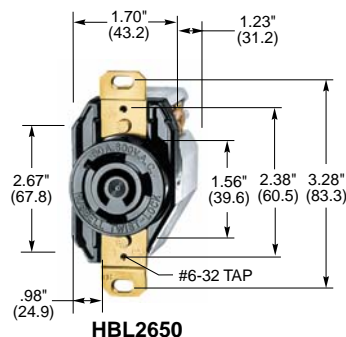


NEMA L8-30R
30A 480V AC
UL/CSA
5 HP



NEMA L9-30R
30A 600V AC
UL/CSA

Description	Catalog Numbers	
Black nylon face.	HBL2640	HBL2650



Insulgrip Connector Bodies IP20 SUITABILITY

Description	Catalog Numbers	
Black and white nylon.	HBL2643	HBL2653

Note: Cord clamp range .325"-.930" (8.25-24).



Insulgrip Flanged Receptacles

Description	Catalog Numbers	
Nylon casing, back wired.	HBL2646	HBL2656



Insulgrip Plugs IP20 SUITABILITY

Description	Catalog Numbers	
Black and white nylon.	HBL2641	HBL2651

Notes: Cord clamp range .325"-.930" (8.25-24).
See page B-73 for Add-A-Shroud™ kit.



NEMA L8-30P
30A 480V AC
UL/CSA
5 HP



NEMA L9-30P
30A 600V AC
UL/CSA



Insulgrip Flanged Inlets

Description	Catalog Numbers	
Nylon casing, back wired.	HBL2645	HBL2655

Notes: Only receptacles and plugs up to 480V AC are HP rated.
For technical information see page B-83.
HP ratings are AC only.
For accessories see pages B-68 and B-69.
See page B-63 for switched enclosure.



TWIST-LOCK® Devices

2 Pole, 3 Wire Grounding

50 Ampere, 125, 250 Volts and 480 Volts AC

Receptacles, Connector Bodies, Plugs and Flanged Inlets



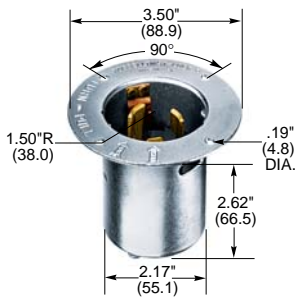
CS8269



CS8264C



CS8265C



CS8275



HBL7774WO



50A 125V



50A 250V



50A 480V AC

Receptacles

Description	Catalog Numbers		
Black melamine.	CS6370	CS8269	CS8469†

Connector Bodies IP20 SUITABILITY

Description	Catalog Numbers		
Nylon housing, Rynite® interior.	CS6360C	CS8264C	CS8464C

Note: Cord clamp range .830"-1.100" (21.08-28.19).



50A 125V



50A 250V



50A 480V AC

Plugs IP20 SUITABILITY

Description	Catalog Numbers		
Nylon housing, Rynite interior.	CS6361C	CS8265C	CS8465C

Note: Cord clamp range .830"-1.100" (21.08-28.19).

Flanged Inlets

Description	Catalog Numbers		
Zinc plated steel casing, thermoplastic interior.	CS6377†	CS8275	CS8475†

Note: See page B-16 for product features.

Accessories IP55** SUITABILITY

Description	Catalog Numbers
Seal-Tite® triple seal black elastomeric cover for plugs when used in a cord set and connector bodies when used with flanged inlets.	HBL7716C*
Seal-Tite triple seal black elastomeric cover for connector bodies when used with cord sets.	HBL7717C*

Note: Boots shown on page B-74.

Weatherproof Receptacle Cover Plates IP44 SUITABILITY

Description	Catalog Numbers
Gray thermoplastic, corrosion resistant.	HBL7774WO
Yellow thermoplastic, corrosion resistant.	HBL77CM74WO

Receptacle Wall Plate & Box Cover

Description	Catalog Number
Stainless steel 302/304, smooth.	S750
Galvanized Steel fits 4" square, 4 11/16" or 2 gang box	HBL50SC

Closure Plug for 50A Inlets

Description	Catalog Number
Black closure plug.	HBL4892*

Notes: For additional accessories see page B-74.

For technical information see page B-85.

**When installed and used properly with plug and connector body combinations.

†Not CSA Certified.

* Not UL Listed, CSA Certified.

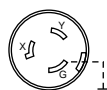
®Rynite is a registered trademark of E. I. DuPont.

TWIST-LOCK® Devices

2 Pole, 3 Wire Grounding

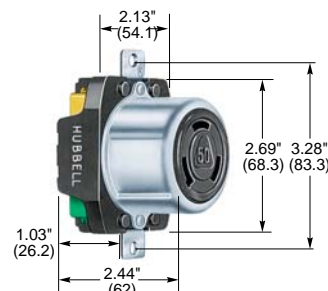
50 Ampere, 250 Volts DC and 600 Volts AC

Receptacle, Connector Body, Plug and Flanged Inlets



Receptacle

Description	Catalog Number
Black melamine.	HBL3771

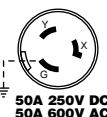


HBL3771

Connector Body IP20 SUITABILITY

Description	Catalog Number
Nylon housing, Rynite® interior.	HBL3762C

Note: Cord clamp range .830"-1.100" (21.08-28.19).



HBL3762C

Plug IP20 SUITABILITY

Description	Catalog Number
Nylon housing, Rynite interior.	HBL3763C

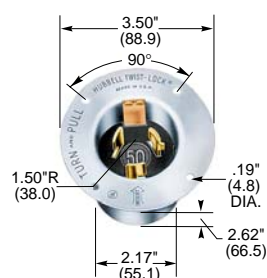
Note: Cord clamp range .830"-1.100" (21.08-28.19).



HBL3763C

Flanged Inlets

Description	Catalog Numbers
Zinc plated steel casing, thermoplastic int.	HBL3777
Zinc plated steel casing, thermoplastic int. with lift cover.	HBL3767



HBL3777

Accessories

Weatherproof Boots IP55** SUITABILITY

Description	Catalog Numbers
Seal-Tite triple seal black elastomeric cover for plugs when used in a cord set and connector bodies when used with flanged inlets.	HBL7716C
Seal-Tite triple seal black elastomeric cover for connector bodies when used with cord sets.	HBL7717C

Weatherproof Receptacle Cover Plates IP44 SUITABILITY

Description	Catalog Numbers
Gray thermoplastic, corrosion resistant.	HBL7774WO
Yellow thermoplastic, corrosion resistant.	HBL77CM74WO

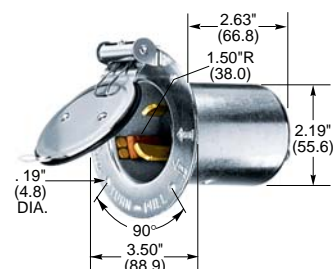
Receptacle Wall Plate & Box Cover

Description	Catalog Number
Stainless steel 302/304, smooth.	S750
Galvanized Steel fits 4" square, 4 11/16" or 2 gang box	HBL50SC

Closure Plug for 50A Inlets

Description	Catalog Number
Black closure plug.	HBL4892

Notes: For additional accessories see page B-74.
 For technical information see page B-85.
 **IP55 suitability when installed and used properly with plug and connector body combinations.
 * Not UL Listed.



HBL3767

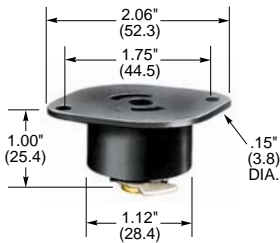
© Rynite is a registered trademark of E. I. DuPont.

TWIST-LOCK® Devices

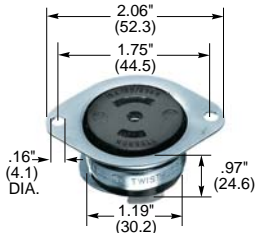
3 Pole, 3 Wire, Non-Grounding

15 Ampere, 125/250 Volts

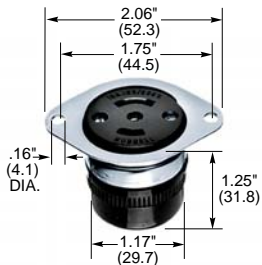
Midget TWIST-LOCK Flanged Receptacles and Plugs



HBL7487N



HBL7487




HBL7489



HBL7485V



HBL7485



HBL7432



HBL7495V



Flanged Receptacles

Description	Catalog Numbers
Exposed terminals, black nylon flange.	HBL7487N
Exposed terminals, stainless steel flange,	HBL7487 -
Covered terminals, stainless steel flange, accepts cord .500" (12.7) in diameter.	HBL7489 -

Male Plugs IP20 SUITABILITY

Description	Cord Dia.	Catalog Numbers
Valise® plug, black nylon, with insulation displacement terminals, multiple drive screws.	.300"-.430" (7.6-10.9)	- HBL7485V
Black nylon body, phenolic base, multiple drive screw terminals, cord grip.	.281"-.421" (7.1-10.7)	- HBL7485
Same as above, except angle cord grip.	.335"-.421" (8.5-10.7)	- HBL7432

Weatherproof Boot IP55** SUITABILITY

Description	Catalog Number
Seal-Tite® cover, black elastomer, for use with a HBL7485V or HBL7485 plug when used with a HBL7484V or HBL7484 connector body when used with a flanged inlet.	HBL7495V

Notes: These devices are not interchangeable with any other devices in this catalog.
 All male ground pins are solid and all female ground contacts have hollow sleeves.
 **When installed and used properly with plug and connector body combinations.
 * Not UL Listed.

TWIST-LOCK® Devices 3 Pole, 3 Wire, Non-Grounding

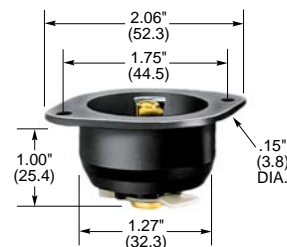
15 Ampere, 125/250 Volts

Midget TWIST-LOCK Devices, Flanged Inlets and Connector Bodies



Flanged Inlets

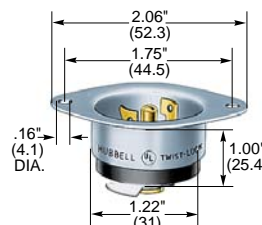
Description	Catalog Numbers	
Exposed terminals, black nylon flange.	-	HBL7486N
Exposed terminals, stainless steel flange.	-	HBL7486



HBL7486N

Connector Bodies IP20 SUITABILITY


Description	Cord Dia.	Catalog Numbers
Valise® type, black nylon, with insulation displacement terminals, multiple drive screws.	.300"-.430" (7.6-10.9)	HBL7484V -
Black nylon body, phenolic base, multiple drive screws, cord grip.	.281"-.421" (7.1-10.7)	HBL7484 -
Same as above, except for angle cord grip.	.335"-.421" (8.5-10.7)	HBL7433 -



HBL7486

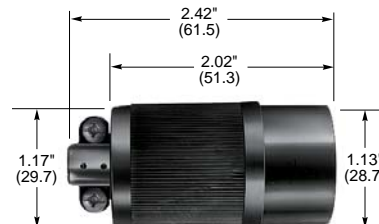
Weatherproof Accessories IP55** SUITABILITY

Description	Catalog Numbers
Seal-Tite® cover, black elastomer, for use with a HBL7484V or HBL7484 connector body and a combination of HBL7485V or HBL7485 plug and HBL7495V cover.	HBL7440V*
Closure cover for use with HBL7486 or HBL7486N.	HBL4889*



HBL7484V

Notes: These devices are not interchangeable with any other devices in this catalog.
All male ground pins are solid and all female ground contacts have hollow sleeves.
**IP55 suitability when installed and used properly with plug and connector body combinations.
* Not UL Listed.



HBL7484



HBL7433



HBL4889

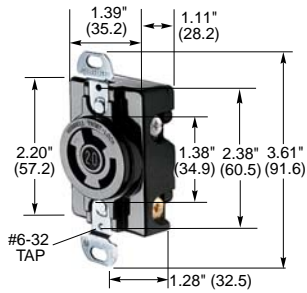


HBL7440V

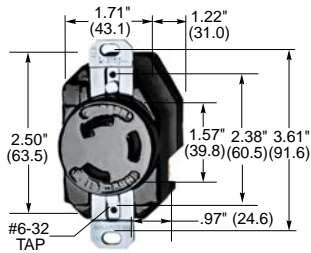
TWIST-LOCK® Devices 3 Pole, 3 Wire Non-Grounding

20 and 30 Ampere, 125/250 Volts

Receptacles, INSULGRIP® Connector Bodies, Flanged Devices and Plugs



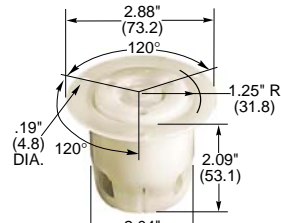
HBL7310B



HBL3330



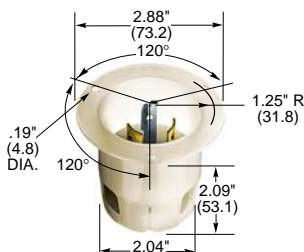
HBL7314C



HBL3326C



HBL9965C



HBL3325C



For Replacement Use Only



Non-NEMA
20A 125/250V
UL Listed



Non-NEMA
30A 125/250V
UL Listed

Single Flush Receptacles

Description	Catalog Numbers	
Black urea face, back wired.	HBL7310B	HBL3330

Insulgrip Connector Bodies IP20 SUITABILITY

Description	Catalog Numbers	
Black and white nylon.	HBL7314C	HBL3333C
Corrosion resistant, yellow nylon.	HBL73CM14C	—

Note: Cord grip range .360"-.930" (9-24).

Insulgrip Flanged Receptacles

Description	Catalog Numbers	
Nylon casing, back wired.	HBL3326C	HBL3335C



Non-NEMA
20A 125/250V
UL Listed



Non-NEMA
30A 125/250V
UL Listed

Insulgrip Plugs IP20 SUITABILITY

Description	Catalog Numbers	
Black and white nylon.	HBL9965C	HBL3331C
Corrosion resistant, yellow nylon.	HBL99CM65C	—

Note: Cord grip range .360"-.930" (9-24).

Insulgrip Flanged Inlets

Description	Catalog Numbers	
Nylon casing, back wired.	HBL3325C	HBL3334C

Note: See pages B-68 and B-69 for accessories.

CAUTION: To avoid electrical shock, review premises carefully and do not use if slot or blade configuration (design) is already in a circuit having a rating differing from the rating of this device.

TWIST-LOCK® Devices

3 Pole, 4 Wire Grounding

20 Ampere, 125/250 Volts, 3Ø 250 and 3Ø 480 Volts AC

Receptacles, INSULGRIP® Connector Bodies, Flanged Devices and Plugs



NEMA L14-20R
20A 125/250V AC
UL/CSA
2 (1) HP



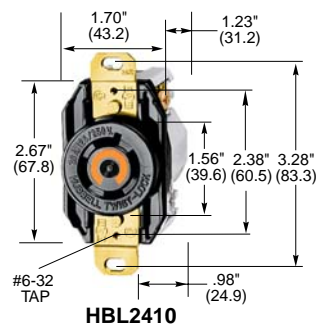
NEMA L15-20R
20A 3Ø 250V AC
UL/CSA
3 HP



NEMA L16-20R
20A 3Ø 480V AC
UL/CSA
5 HP

Single Flush Receptacles, Back and Side Wired

Description	Catalog Numbers		
Black nylon face.	HBL2410	HBL2420	HBL2430
Isolated ground, orange nylon face.	IG2410	IG2420	-



Insulgrip Connector Bodies IP20 SUITABILITY

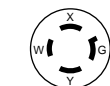
Description	Catalog Numbers		
Black and white nylon.	HBL2413	HBL2423	HBL2433
Corrosion resistant, yellow nylon.	HBL24CM13	HBL24CM23	HBL24CM33

Note: Cord clamp range .35"-1.15" (9-29).



Insulgrip Flanged Receptacles

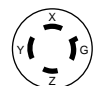
Description	Catalog Numbers		
Nylon casing, back wired.	HBL2416	HBL2426	HBL2436



NEMA L14-20P
20A 125/250V AC
UL/CSA
2 (1) HP



NEMA L15-20P
20A 3Ø 250V AC
UL/CSA
3 HP



NEMA L16-20P
20A 3Ø 480V AC
UL/CSA
5 HP

Insulgrip Plugs IP20 SUITABILITY

Description	Catalog Numbers		
Black and white nylon.	HBL2411	HBL2421	HBL2431
Corrosion resistant, yellow nylon.	HBL24CM11	HBL24CM21	HBL24CM31

Notes: Cord clamp range .35"-1.15" (9-29).
See page B-73 for Add-A-Shroud™ kit.



Insulgrip Flanged Inlets

Description	Catalog Numbers		
Nylon casing, back wired.	HBL2415	HBL2425	HBL2435

Notes: All HP ratings are AC only.
HP ratings not in parentheses are phase to phase.
HP rating in parentheses is phase to neutral.
Only receptacles and plugs are HP rated.
See pages B-70 and B-71 for accessories.
For technical information see page B-83.
See page B-63 for switched enclosure.



TWIST-LOCK® Devices

3 Pole, 4 Wire Grounding

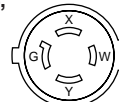
20 Ampere, 125/250 Volts, 3Ø 250 and 3Ø 480 Volts AC

Watertight Safety-Shroud TWIST-LOCK System

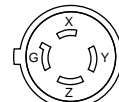


UL Listed, CSA
Certified to Type 4,
4X, & 12

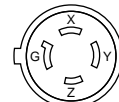
IP66
SUITABILITY



NEMA L14-20R
20A 125/250V
UL/CSA
2 (1) HP



NEMA L15-20R
20A 3Ø 250V AC
UL/CSA
3 HP



NEMA L16-20R
20A 3Ø 480V AC
UL/CSA
5 HP

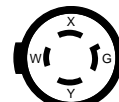
Watertight Safety-Shroud Twist-Lock Receptacles

Description	Catalog Numbers		
Gray Valox® housing and flange.	HBL2410SW	HBL2420SW	HBL2430SW

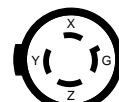
Note: Receptacles only fit boxes listed on page B-72.

Watertight Safety-Shroud Connector Bodies

Description	Catalog Numbers		
Black Valox housing, white Valox clamps.	HBL2413SW	HBL2423SW	HBL2433SW



NEMA L14-20P
20A 125/250V
UL/CSA
2 (1) HP



NEMA L15-20P
20A 3Ø 250V AC
UL/CSA
3 HP



NEMA L16-20P
20A 3Ø 480V AC
UL/CSA
5 HP

Watertight Safety-Shroud Plugs

Description	Catalog Numbers		
Black Valox housing, white Valox clamp.	HBL2411SW	HBL2421SW	HBL2431SW

Watertight Safety-Shroud Inlets

Description	Catalog Numbers		
Gray Valox housing and flange.	HBL2415SW	HBL2425SW	HBL2435SW

Notes: Only receptacles and plugs 480V AC or less are HP rated.
All HP ratings are AC only.
HP rating in parentheses is phase to neutral.
Cord grip range for plugs and connector bodies
.35"-1.15" (9-29), #16-4 Type SJ to #8-4 Type S, SO.
For technical information see page B-84.

CIRCUIT-LOCK® Unfused Safety-Shroud Mechanical Interlock for Twist-Lock® Receptacles

Description	Catalog Number
Mechanical Interlock accommodates 20A and 30A watertight Safety-Shroud receptacles.	HBLMITL*

Note: *Not shown, see pages B-64 and B-65 for complete details.

®Valox is a registered trademark of General Electric Company.

TWIST-LOCK® Devices

3 Pole, 4 Wire Grounding

20 Ampere, 125/250 Volts, 3Ø 250 and 3Ø 480 Volts AC

Safety-Shroud TWIST-LOCK® System



NEMA L14-20R
20A 125/250V
UL/CSA
2 (1) HP



NEMA L15-20R
20A 3Ø 250V AC
UL/CSA
3 HP



NEMA L16-20R
20A 3Ø 480V AC
UL/CSA
5 HP

Safety-Shroud Twist-Lock Receptacles

Description	Catalog Numbers		
Gray Valox® Angle housing, one gang.	HBL2410AR	HBL2420AR	HBL2430AR
Gray Valox Surface mounting, one gang.	HBL2410SR	HBL2420SR	HBL2430SR
Gray Valox Semi-flush, two gang.	HBL2410SR2	HBL2420SR2	HBL2430SR2

Note: See page B-72 for box mounting application.
Housing and flange gray Valox.



HBL2420AR

IP20 SUITABILITY Insulgrip Connector Bodies

Description	Catalog Numbers		
Black and white nylon.	HBL2413	HBL2423	HBL2433

Note: Cord clamp range .35"-1.15" (9-29).




NEMA L14-20R
20A 125/250V
UL/CSA



NEMA L15-20R
20A 3Ø 250V AC
UL/CSA



NEMA L16-20R
20A 3Ø 480V AC
UL/CSA



HBL2420SR

IP20 SUITABILITY Safety-Shroud Twist-Lock Plugs

Description	Catalog Numbers		
Black and white nylon body, white Valox shroud.	HBL2411S	HBL2421S	HBL2431S

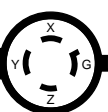
Note: Cord clamp range .35"-1.15" (9-29).



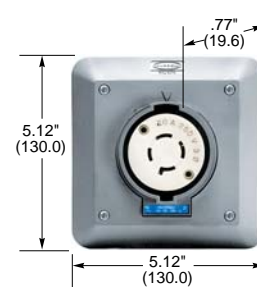
NEMA L14-20P
20A 125/250V
UL/CSA
2 (1) HP



NEMA L15-20P
20A 3Ø 250V AC
UL/CSA
3 HP



NEMA L16-20P
20A 3Ø 480V AC
UL/CSA
5 HP



HBL2420SR2

Insulgrip Flanged Inlets

Description	Catalog Numbers		
Nylon casing, back wired.	HBL2415	HBL2425	HBL2435

Notes: Only receptacles and plugs 480V AC or less are HP rated.
All HP ratings are AC only.
For technical information, see page B-83.
HP rating in parentheses is phase to neutral.



NEMA L14-20P
20A 125/250V
UL/CSA



NEMA L15-20P
20A 3Ø 250V AC
UL/CSA



NEMA L16-20P
20A 3Ø 480V AC
UL/CSA



HBL2423



HBL2421S

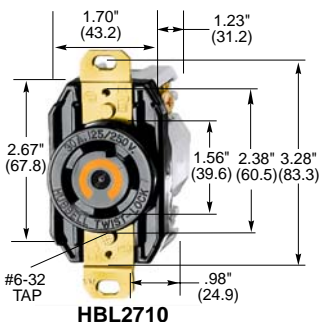
®Valox is a registered trademark of General Electric Company.

TWIST-LOCK® Devices

3 Pole, 4 Wire Grounding

30 Ampere, 125/250 Volts and 3Ø 250 Volts

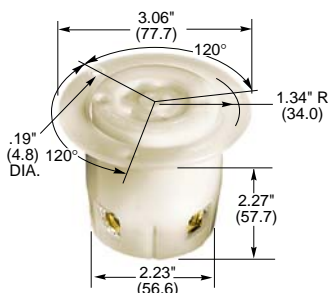
Receptacles, INSULGRIP® Connector Bodies, Flanged Devices and Plugs



HBL2710



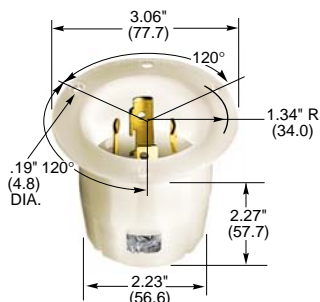
HBL2713



HBL2716



HBL2711



HBL2715



NEMA L14-30R
30A 125/250V
UL/CSA
2 (2) HP



NEMA L15-30R
30A 3Ø 250V AC
UL/CSA
3 HP

Single Flush Receptacles, Back and Side Wired

Description	Catalog Numbers	
Black nylon face.	HBL2710	HBL2720
Isolated ground, orange nylon face.	IG2710	IG2720

Insulgrip Connector Bodies IP20 SUITABILITY

Description	Catalog Numbers	
Black and white nylon.	HBL2713	HBL2723
Corrosion resistant, yellow nylon.	HBL27CM13	HBL27CM23

Note: Cord clamp range .35"-1.15" (9-29).

Insulgrip Flanged Receptacles

Description	Catalog Numbers	
Nylon casing, back wired.	HBL2716	HBL2726



NEMA L14-30P
30A 125/250V
UL/CSA
2 (2) HP



NEMA L15-30P
30A 3Ø 250V AC
UL/CSA
3 HP

Insulgrip Plugs IP20 SUITABILITY

Description	Catalog Numbers	
Black and white nylon.	HBL2711	HBL2721
Corrosion resistant, yellow nylon.	HBL27CM11	HBL27CM21

Notes: Cord clamp range .35"-1.15" (9-29).
See page B-73 for Add-A-Shroud™ kit.

Insulgrip Flanged Inlets

Description	Catalog Numbers	
Nylon casing, back wired.	HBL2715	HBL2725

Notes: HP ratings not in parentheses are phase to phase.
HP rating in parentheses is phase to neutral.
Only receptacles and plugs are HP rated.
See pages B-70 and B-71 for accessories.
For technical information see page B-83.
See page B-63 for switched enclosure.

TWIST-LOCK® Devices

3 Pole, 4 Wire Grounding

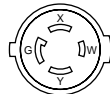
30 Ampere, 125/250 Volts and 3Ø 250 Volts AC

Watertight Safety-Shroud TWIST-LOCK® System

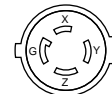


UL Listed, CSA Certified to Type 4, 4X, & 12

IP66
SUITABILITY



NEMA L14-30R
30A 125/250V
UL/CSA
2 (2) HP




NEMA L15-30R
30A 3Ø 250V AC
UL/CSA
3 HP

Watertight Safety-Shroud Twist-Lock Receptacles

Description	Catalog Numbers
Gray Valox® housing and flange.	HBL2710SW HBL2720SW

Note: Receptacles only fit boxes listed on page B-72.



HBL2710SW

Watertight Safety-Shroud Twist-Lock Connector Bodies

Description	Catalog Numbers
Black Valox housing, white Valox clamps.	HBL2713SW HBL2723SW



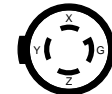
HBL2713SW

Watertight Safety-Shroud Twist-Lock Plugs

Description	Catalog Numbers
Black Valox housing, white Valox clamps.	HBL2711SW HBL2721SW



NEMA L14-30P
30A 125/250V
UL/CSA
2 (2) HP



NEMA L15-30P
30A 3Ø 250V AC
UL/CSA
3 HP



HBL2711SW

Watertight Safety-Shroud Twist-Lock Inlets

Description	Catalog Numbers
Gray Valox housing and flange.	HBL2715SW HBL2725SW

Notes: Only receptacles and plugs 480V AC or less are HP rated.
All HP ratings are AC only.
HP rating in parentheses is phase to neutral.
Cord grip range for plugs and connector bodies
.35"-1.15" (9-29), #16-4 Type SJ to #8-4 Type S, SO.
For technical information see page B-84.



HBL2715SW

CIRCUIT-LOCK® Unfused Safety-Shroud Mechanical Interlock for Twist-Lock Receptacles

Description	Catalog Numbers
Mechanical Interlock accommodates 20A and 30A watertight Safety-Shroud receptacles.	HBLMITL*

Note: *Not shown, see pages B-64 and B-65 for complete details.

®Valox is a registered trademark of General Electric Company.

TWIST-LOCK® Devices

3 Pole, 4 Wire Grounding

30 Ampere, 125/250 Volts and 3Ø 250 Volts AC


Safety-Shroud TWIST-LOCK® System



HBL2710AR



HBL2710SR



HBL2710SR2



HBL2713



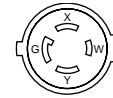
HBL2711S



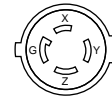
Safety-Shroud Twist-Lock Receptacles

Description	Catalog Numbers	
Angle housing one gang.	HBL2710AR	HBL2720AR
Surface mounting one gang.	HBL2710SR	HBL2720SR
Semi-flush two gang.	HBL2710SR2	HBL2720SR2

Notes: See page B-72 for box mounting application.
Housing and flange, gray Valox®.



NEMA L14-30R
30A 125/250V
UL/CSA
2 (2) HP



NEMA L15-30R
30A 3Ø 250V AC
UL/CSA
3 HP

IP20 SUITABILITY Insulgrip Connector Bodies

Description	Catalog Numbers	
Black and white nylon.	HBL2713	HBL2723

Note: Cord clamp range .35"-1.15" (9-29).



NEMA L14-30R
30A 125/250V
UL/CSA



NEMA L15-30R
30A 3Ø 250V AC
UL/CSA

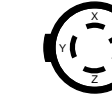
IP20 SUITABILITY Safety-Shroud Twist-Lock Plugs

Description	Catalog Numbers	
Black and white nylon body, white Valox shroud.	HBL2711S	HBL2721S

Note: Cord clamp range .35"-1.15" (9-29).



NEMA L14-30P
30A 125/250V
UL/CSA
2 (2) HP

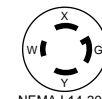


NEMA L15-30P
30A 3Ø 250V AC
UL/CSA
3 HP

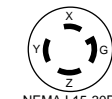
Insulgrip Flanged Inlet

Description	Catalog Numbers	
Nylon casing, back wired.	HBL2715	HBL2725

Notes: Only receptacles and plugs 480V AC or less are HP rated.
All HP ratings are AC only.
HP rating in parentheses is phase to neutral.
For technical information, see page B-83.



NEMA L14-30P
30A 125/250V
UL/CSA



NEMA L15-30P
30A 3Ø 250V AC
UL/CSA

®Valox is a registered trademark of General Electric Company.

TWIST-LOCK® Devices 3 Pole, 4 Wire Grounding

30 Ampere, 3Ø 480 and 3Ø 600 Volts AC

Receptacles, INSULGRIP® Connector Bodies, Flanged Devices and Plugs



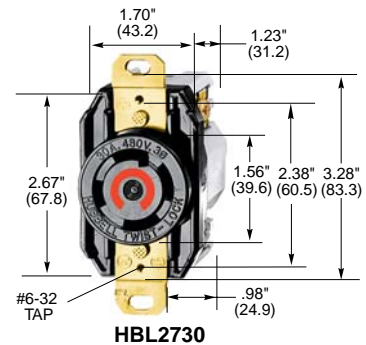
NEMA L16-30R
30A 3Ø 480V AC
UL/CSA
10 HP



NEMA L17-30R
30A 3Ø 600V AC
UL/CSA

Single Flush Receptacles, Back and Side Wired

Description	Catalog Numbers	
Black nylon face. <i>Not Fed Spec.</i>	HBL2730	HBL2740



Insulgrip Connector Bodies IP20 SUITABILITY

Description	Catalog Numbers	
Black and white nylon.	HBL2733	HBL2743
Corrosion resistant, yellow nylon.	HBL27CM33	HBL27CM43

Note: Cord clamp range .35"-1.15" (9-29).



Insulgrip Flanged Receptacles

Description	Catalog Numbers	
Nylon casing, back wired.	HBL2736	HBL2746



NEMA L16-30P
30A 3Ø 480V AC
UL/CSA
10 HP



NEMA L17-30P
30A 3Ø 600V AC
UL/CSA

Insulgrip Plugs IP20 SUITABILITY

Description	Catalog Numbers	
Black and white nylon.	HBL2731	HBL2741
Corrosion resistant, yellow nylon.	HBL27CM31	HBL27CM41

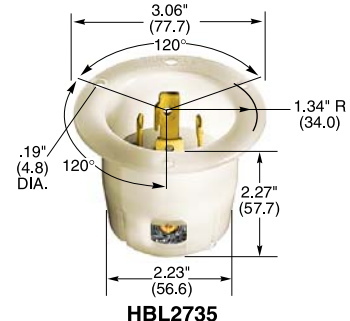
*Notes: Cord clamp range .35"-1.15" (9-29).
See page B-73 for Add-A-Shroud™ kit.*



Insulgrip Flanged Inlets

Description	Catalog Numbers	
Nylon casing, backwired.	HBL2735	HBL2745

*Notes: HP ratings listed above are AC only.
See pages B-70 and B-71 for accessories.
Only receptacles and plugs are HP rated and up to 480V AC only.
For technical information see page B-83.
See page B-63 for a switched enclosure.*




TWIST-LOCK® Devices

3 Pole, 4 Wire Grounding

30 Ampere, 3Ø 480 and 3Ø 600 Volts AC

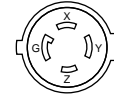
Watertight Safety-Shroud TWIST-LOCK® System



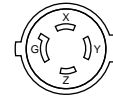
UL Listed, CSA Certified to Type 4, 4X, & 12



IP66
SUITABILITY



NEMA L16-30R
30A 3Ø 480V AC
UL/CSA
10 HP



NEMA L17-30R
30A 3Ø 600V AC
UL/CSA

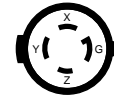
Watertight Safety-Shroud Twist-Lock Receptacles

Description	Catalog Numbers
Gray Valox® housing and flange.	HBL2730SW HBL2740SW

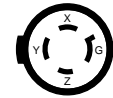
Note: Receptacles only fit boxes listed on page B-72.

Watertight Safety-Shroud Twist-Lock Connector Bodies

Description	Catalog Numbers
Black Valox housing, white Valox clamps.	HBL2733SW HBL2743SW



NEMA L16-30P
30A 3Ø 480V AC
UL/CSA
10 HP



NEMA L17-30P
30A 3Ø 600V AC
UL/CSA

Watertight Safety-Shroud Twist-Lock Plugs

Description	Catalog Numbers
Black Valox housing, white Valox clamps.	HBL2731SW HBL2741SW

Watertight Safety-Shroud Twist-Lock Inlets

Description	Catalog Numbers
Gray Valox housing and flange.	HBL2735SW HBL2745SW

Notes: Only receptacles and plugs 480V AC or less are HP rated.

All HP ratings are AC only.

Cord grip range for plugs and connector bodies

.35"-1.15" (9-29), #16-4 Type SJ to #8-4 Type S, SO.

For technical information see page B-84.

CIRCUIT-LOCK® Unfused Safety-Shroud Mechanical Interlock for Twist-Lock Receptacles

Description	Catalog Number
Mechanical Interlock accommodates 20A and 30A watertight Safety-Shroud receptacles.	HBLMITL*

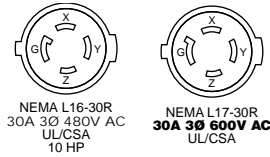
Note: *See pages B-64 and B-65 for complete details.

®Valox is a registered trademark of General Electric Company.

TWIST-LOCK® Devices

3 Pole, 4 Wire Grounding

30 Ampere, 3Ø 480 and 3Ø 600 Volts AC
Safety-Shroud TWIST-LOCK® System



Safety-Shroud Twist-Lock Receptacles

Description	Catalog Numbers
Angle housing one gang.	HBL2730AR HBL2740AR
Surface mounting one gang.	HBL2730SR HBL2740SR
Semi-flush two gang.	HBL2730SR2 HBL2740SR2

Notes: See page B-72 for box mounting application.
Housing and flange, gray Valox®.

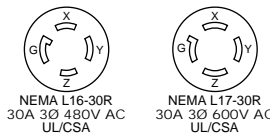


HBL2730AR

IP20 SUITABILITY Insulgrip Connector Bodies

Description	Catalog Numbers
Black and white nylon.	HBL2733 HBL2743

Note: Cord clamp range .35"-1.15" (9-29).

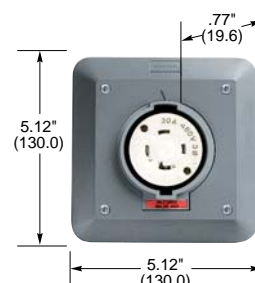
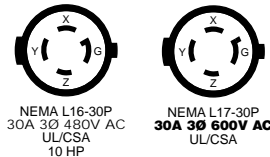


HBL2730SR

IP20 SUITABILITY Safety-Shroud Twist-Lock Plugs

Description	Catalog Numbers
Black and white nylon body, white Valox shroud.	HBL2731S HBL2741S

Note: Cord clamp range .35"-1.15" (9-29).

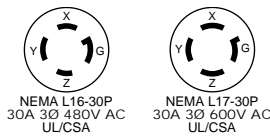


HBL2730SR2

Insulgrip Flanged Inlets

Description	Catalog Numbers
Nylon casing, back wired.	HBL2735 HBL2745

Notes: Only receptacles and plugs 480V AC or less are HP rated.
All HP ratings are AC only.
For technical information, see page B-83.



HBL2733



HBL2731S

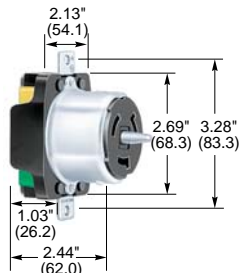
®Valox is a registered trademark of General Electric Company.

TWIST-LOCK® Devices

3 Pole, 4 Wire Grounding

50 Ampere, 125/250 Volts, 3Ø 250 and 3Ø 480V AC


Receptacles, Connector Bodies, Plugs and Flanged Inlets



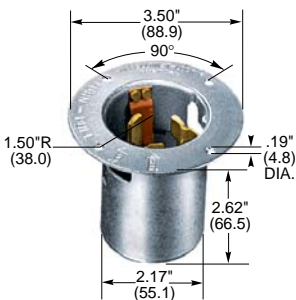
CS6369



CS6364C



CS6365C



CS6375



HBL7774WO



**50A
125/250V
UL/CSA**



**50A 3Ø
250V AC
UL/CSA**



**50A 3Ø
480V AC
UL/CSA**

Receptacles

Description	Catalog Numbers		
Black melamine.	CS6369	CS8369	CS8169

Connector Bodies IP20 SUITABILITY

Description	Catalog Numbers		
Nylon cover, Rynite® interior.	CS6364C	CS8364C	CS8164C

Note: Cord clamp range .920"-1.2" (23.681-30.48).



**50A
125/250V
UL/CSA**



**50A 3Ø
250V AC
UL/CSA**



**50A 3Ø
480V AC
UL/CSA**

Plugs IP20 SUITABILITY

Description	Catalog Numbers		
Nylon cover, Rynite interior.	CS6365C	CS8365C	CS8165C

Note: Cord clamp range .920"-1.2" (23.681-30.48).

Flanged Inlets

Description	Catalog Numbers		
Zinc plated steel casing, Rynite interior.	CS6375***	CS8375	CS8175

Note: ***See page V-12 for weatherproof inlet.

Accessories

Weatherproof Boots IP55** SUITABILITY

Description	Catalog Numbers
Seal-Tite® triple seal black elastomeric cover for plugs when used in a cord set and connector bodies when used with flanged inlets.	HBL7716C*
Seal-Tite triple seal black elastomeric cover for connector bodies when used with cord sets.	HBL7717C*

Note: Boots shown on page B-74.

Weatherproof Receptacle Cover Plates

Description	Catalog Numbers
Gray thermoplastic, corrosion resistant.	HBL7774WO
Yellow thermoplastic, corrosion resistant.	HBL77CM74WO

Receptacle Wall Plate & Box Cover

Description	Catalog Number
Stainless steel 302/304, smooth.	S750
Galvanized Steel fits 4" square, 4 11/16" or 2 gang box	HBL50SC

Closure Plug for 50A Inlets

Description	Catalog Number
Black closure plug.	HBL4892*

Notes: For additional accessories see page B-74.

For technical information see page B-85.

**When installed and used properly with plug and connector body combination.

* Not UL Listed, CSA Certified.

®Rynite is a registered trademark of E. I. Dupont

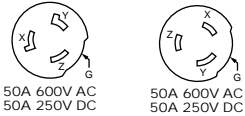
TWIST-LOCK® Devices

3 Pole, 4 Wire Grounding

50 Ampere, 600 Volts AC, 250 Volts DC

Receptacles, Connector Bodies, Plugs and Flanged Inlets

Important Note: Catalog numbers HBL7379, HBL7764C, HBL7765C, HBL7958, HBL7968 are for replacement use only. See other singly rated 50A Twist-Lock® devices in this section. HBL3700 series Twist-Lock devices do not interchange with any other devices in this section.



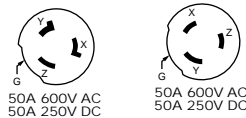
Receptacles

Description	Catalog Numbers
Black melamine.	HBL3769 HBL7379

Connector Bodies IP20 SUITABILITY

Description	Catalog Numbers
Nylon cover, Rynite® interior.	HBL3764C HBL7764C

Note: Cord clamp range .920"-1.20" (23.36-30.48).



Plugs IP20 SUITABILITY

Description	Catalog Numbers
Nylon cover, Rynite interior.	HBL3765C HBL7765C

Note: Cord clamp range .920"-1.20" (23.36-30.48).

Flanged Inlets

Description	Catalog Numbers
Zinc plated steel casing, with lift cover.	HBL3768 HBL7968
Zinc plated steel casing, without lift cover.	HBL3775 HBL7958

Accessories

Weatherproof Boots IP55* SUITABILITY

Description	Catalog Numbers
Seal-Tite® triple seal black elastomeric cover for plugs when used in a cord set and connector bodies when used with flanged inlets.	HBL7716C** *
Seal-Tite triple seal black elastomeric cover for connector bodies when used with cord sets.	HBL7717C** *

Weatherproof Receptacle Cover Plates IP44* SUITABILITY

Description	Catalog Numbers
Gray thermoplastic, corrosion resistant.	HBL7774WO
Yellow thermoplastic, corrosion resistant.	HBL77CM74WO

Receptacle Wall Plate & Box Cover

Description	Catalog Number
Stainless steel 302/304, smooth.	S750
Galvanized Steel fits 4" square, 4 11/16" or 2 gang box	HBL50SC

Closure Plug for 50A Inlets

Description	Catalog Number
Black closure plug.	HBL4892*

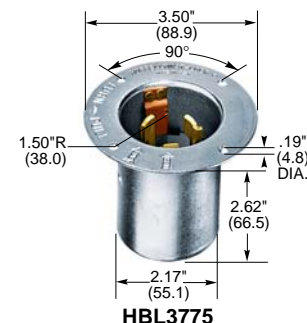

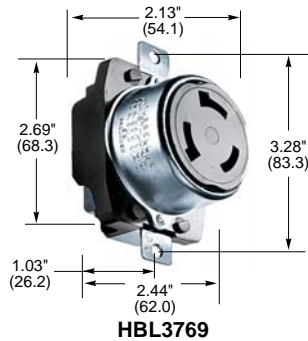
Notes: For additional accessories see page B-74.

For technical information see page B-85.

**When installed and used properly with plug and connector body combination.

®Rynite is a registered trademark of E. I. DuPont.

*Not UL Listed, Not CSA Certified.




TWIST-LOCK® Devices

4 Pole, 4 Wire Non-Grounding

20 Ampere, 3Ø Y 120/208, 277/480 and 347/600 Volts AC

Receptacles, INSULGRIP® Connector Bodies, Plugs and Flanged Devices



HBL2440



HBL2443



HBL2446



HBL2441



HBL2445



Single Flush Receptacles, Back and Side Wired



NEMA L18-20R
20A 3ØY
120/208V AC
UL Listed
2 HP



NEMA L19-20R
20A 3ØY
277/480V AC
UL Listed
5 HP



NEMA L20-20R
20A 3ØY
347/600V AC
UL Listed

Description	Catalog Numbers		
Black nylon face.	HBL2440	HBL2450	HBL2460

Not Fed Spec.

Insulgrip Connector Bodies IP20 SUITABILITY

Description	Catalog Numbers		
Black and white nylon.	HBL2443	HBL2453	HBL2463

Note: Cord clamp range .35"-1.15" (9-29).

Insulgrip Flanged Receptacles

Description	Catalog Numbers		
Nylon casing, back wired.	HBL2446	HBL2456	HBL2466



NEMA L18-20P
20A 3ØY
120/208V AC
UL Listed
2 HP



NEMA L19-20P
20A 3ØY
277/480V AC
UL Listed
5 HP



NEMA L20-20P
20A 3ØY
347/600V AC
UL Listed

Insulgrip Plugs IP20 SUITABILITY

Description	Catalog Numbers		
Black and white nylon.	HBL2441	HBL2451	HBL2461

Notes: Cord clamp range .35"-1.15" (9-29).

See page B-73 for Add-A-Shroud™ kit.

Insulgrip Flanged Inlets

Description	Catalog Numbers		
Nylon casing, back wired.	HBL2445	HBL2455	HBL2465

Accessories

Wall Plates IP55** SUITABILITY

Description	Catalog Numbers
Stainless steel 302/304, smooth, single-gang.	S720
Brass, smooth, single-gang.	B720
Black, smooth nylon, single-gang.	P720B

Weatherproof Boots IP55* SUITABILITY

Description	Catalog Numbers
Seal-Tite triple seal cover for plug when used on a cord set or when used with flush receptacles or connector body when used with flanged inlets. Black elastomer.	HBL6035*
Same as above except yellow.	HBL60CM35*
Seal-Tite® triple seal cover for connector body, when used on interconnecting cord sets. Black elastomer.	HBL6036*
Same as above except yellow.	HBL60CM36*

Notes: See pages B-70 and B-71 for accessories.

HP ratings are for receptacles and plugs only and up to 480V AC only.

HP ratings are AC only.

**When installed and used properly with plug and connector body combinations.

For technical information see page B-83.

** Not UL Listed.

TWIST-LOCK® Devices

4 Pole, 4 Wire Non-Grounding

30 Ampere, 3Ø Y 120/208, 277/480 and 347/600 Volts AC

Receptacles, INSULGRIP® Connector Bodies, Flanged Devices and Plugs



NEMA L18-30R
30A 3ØY
120/208V AC
UL Listed
3 HP



NEMA L19-30R
30A 3ØY
277/480V AC
UL Listed
10 HP

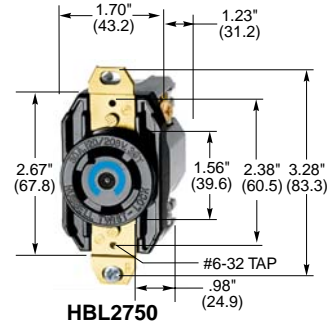


NEMA L20-30R
30A 3ØY
347/600V AC
UL Listed

Single Flush Receptacles, Back and Side Wired

Description	Catalog Numbers		
Black nylon face.	HBL2750	HBL2760	HBL2770

Not Fed Spec.



Insulgrip Connector Bodies IP20 SUITABILITY

Description	Catalog Numbers		
Black and white nylon.	HBL2753	HBL2763	HBL2773

Note: Cord clamp range .35"-1.15" (9-29).



Insulgrip Flanged Receptacles

Description	Catalog Numbers		
Nylon casing, back wired.	HBL2756	HBL2766	HBL2776



NEMA L18-30P
30A 3ØY
120/208V AC
UL Listed
3 HP



NEMA L19-30P
30A 3ØY
277/480V AC
UL Listed
10 HP

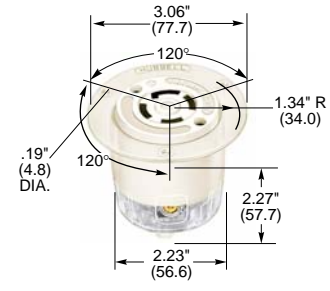


NEMA L20-30P
30A 3ØY
347/600V AC
UL Listed

Insulgrip Plugs IP20 SUITABILITY

Description	Catalog Numbers		
Black and white nylon.	HBL2751	HBL2761	HBL2771

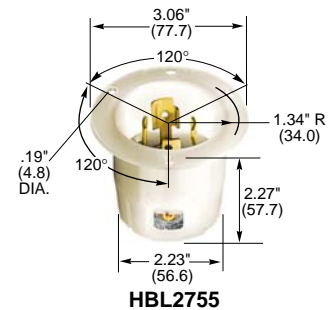
Note: Cord clamp range .35"-1.15" (9-29).
See page B-73 for Add-A-Shroud™ kit.



Insulgrip Flanged Inlets

Description	Catalog Numbers		
Nylon casing, back wired.	HBL2755	HBL2765	HBL2775

Notes: Horsepower ratings are for receptacles and plugs only and up to 480V AC only.
See pages B-70 and B-71 for accessories.
For technical information see page B-83.

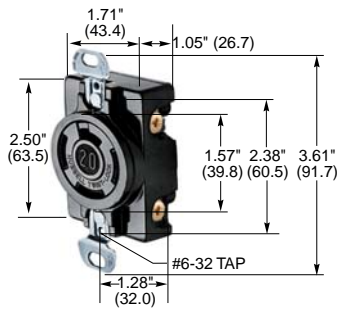


TWIST-LOCK® Devices

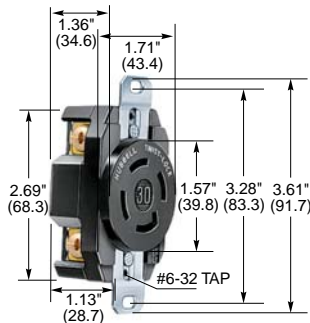
4 Pole, 4 Wire Non-Grounding

20 and 30 Ampere, 3Ø Y 120/208 Volts AC

Receptacles, INSULGRIP® Connector Bodies, Flanged Devices and Plugs



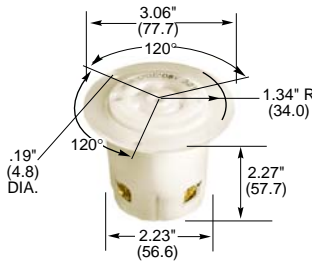
HBL7410B



HBL3430



HBL7413C



HBL7409C



HBL7411C



For Replacement Use Only



Non-NEMA
20A 3Ø Y
120/208V AC
UL Listed



Non-NEMA
30A 3Ø Y
120/208V AC
UL Listed

Receptacles

Description	Catalog Numbers	
Black urea, back wired.	HBL7410B	HBL3430
Mounted on a 4" (101.6) round metal cover.	HBL7417B	—
<i>Not Fed Spec</i>		

Insulgrip Connector Bodies IP20 SUITABILITY

Description	Catalog Numbers	
Black and white nylon.	HBL7413C	HBL3433C

Note: Cord grip range for devices .35"-1.15" (9-29).

Insulgrip Flanged Receptacle

Description	Catalog Number	
Nylon casing, back wired.	HBL7409C	—



Non-NEMA
20A 3Ø Y
120/208V AC
UL Listed



Non-NEMA
30A 3Ø Y
120/208V AC
UL Listed

Insulgrip Plugs IP20 SUITABILITY

Description	Catalog Numbers	
Black and white nylon.	HBL7411C	HBL3431C

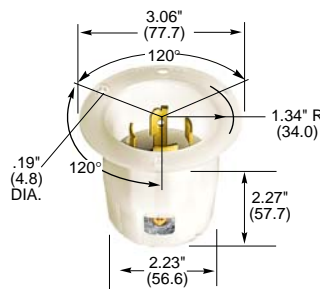
*Notes: Cord grip range for devices .35"-1.15" (9-29).
See page B-73 for Add-A-Shroud™ kit.*

Insulgrip Flanged Inlet

Description	Catalog Number	
Nylon casing, back wired.	HBL7408C	—

Notes: See pages B-70 and B-71 for accessories.

For technical information on Insulgrip plugs, connector bodies and flanged devices see page B-83.



HBL7408C

CAUTION: To avoid electrical shock, review premises carefully and do not use if slot or blade configuration (design) is already in a circuit having a rating differing from the rating of this device.

TWIST-LOCK® Devices

4 Pole, 5 Wire Grounding

20 Ampere, 3Ø Y 120/208, 277/480 and 347/600 Volts AC

Receptacles, INSULGRIP® Connector Bodies, Flanged Devices and Plugs



NEMA L21-20R
20A 3ØY
120/208V AC
UL/CSA
2 HP



NEMA L22-20R
20A 3ØY
277/480V AC
UL/CSA
5 HP

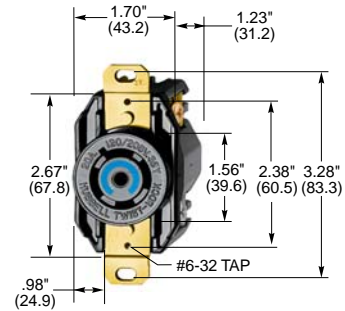


NEMA L23-20R
20A 3ØY
347/600V AC
UL/CSA

Single Flush Receptacles, Back and Side Wired

Description	Catalog Numbers		
Black nylon face.	HBL2510	HBL2520*	HBL2530*
Isolated ground, orange nylon face.	IG2510	-	-

*Not Fed Spec



HBL2510

Insulgrip Connector Bodies IP20 SUITABILITY

Description	Catalog Numbers		
Black and white nylon.	HBL2513	HBL2523	HBL2533
Corrosion resistant, yellow nylon.	HBL25CM13	-	-

Note: Cord grip range .35"-1.15" (9-29).



HBL2513

Insulgrip Flanged Receptacles

Description	Catalog Numbers		
Nylon casing, back wired.	HBL2516	HBL2526	HBL2536



NEMA L21-20P
20A 3ØY
120/208V AC
UL/CSA



NEMA L22-20P
20A 3ØY
277/480V AC
UL/CSA
5 HP

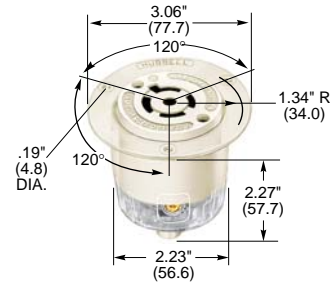


NEMA L23-20P
20A 3ØY
347/600V AC
UL/CSA

Insulgrip Plugs IP20 SUITABILITY

Description	Catalog Numbers		
Black and white nylon.	HBL2511	HBL2521	HBL2531
Corrosion resistant, yellow nylon.	HBL25CM11	-	-

Note: Cord grip range .35"-1.15" (9-29).



HBL2516

Insulgrip Flanged Inlets

Description	Catalog Numbers		
Nylon casing, back wired.	HBL2515	HBL2525	HBL2535

Notes: Only receptacles and plugs 480V AC or less are HP rated.

HP ratings for receptacles and plugs only.

All HP rating are AC only.

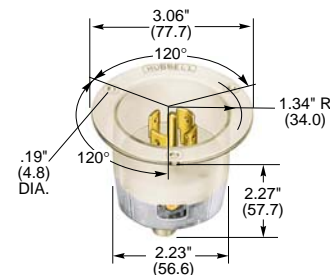
See pages B-70 and B-71 for accessories.

See page B-83 for technical data.

See page B-63 for switched enclosure.



HBL2511



HBL2515



TWIST-LOCK® Devices


4 Pole, 5 Wire Grounding

20 Ampere, 3Ø Y 120/208 Volts AC

Watertight Safety-Shroud TWIST-LOCK® System



HBL2510SW



HBL2513SW



HBL2511SW



HBL2515SW



**UL Listed, CSA
Certified to Type 4,
4X, & 12**

IP66
SUITABILITY



NEMA L21-20R
20A 3ØY
120/208V AC
UL/CSA
2 HP

Watertight Safety-Shroud Receptacle, Back Wired

Description

Gray Valox® housing and flange.

Note: Receptacles only fit boxes listed on page B-72.

Catalog Number

HBL2510SW

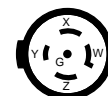
Watertight Safety-Shroud Connector Body

Description

Black Valox housing, white Valox clamps.

Catalog Number

HBL2513SW



NEMA L21-20P
20A 3ØY
120/208V AC
UL/CSA
2 HP

Watertight Safety-Shroud Plug

Description

Black Valox housing, white Valox clamps.

Catalog Number

HBL2511SW

Watertight Safety-Shroud Flanged Inlet

Description

Gray Valox housing and flange.

Catalog Number

HBL2515SW

*Notes: Cord grip range for plugs and connector bodies
.35"-1.15" (9-29), #16-5 Type S, SO to #8-5 Type S, SO.
For technical information see page B-84.*

CIRCUIT-LOCK® Unfused Safety-Shroud Mechanical Interlock for Twist-Lock Receptacles

Description

Mechanical Interlock accommodates 20A and 30A watertight safety shroud receptacles.

*Note: *See pages B-64 and B-65 for complete details.*

Catalog Number

HBLMITL*

®Valox is a registered trademark of General Electric Company.

TWIST-LOCK® Devices

4 Pole, 5 Wire Grounding


20 Ampere, 3Ø Y 120/208 Volts AC
Safety-Shroud TWIST-LOCK® System



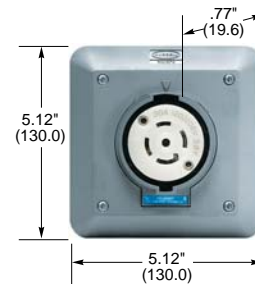
NEMA L21-20R
 20A 3ØY
 120/208V AC
 UL/CSA
 2 HP



HBL2510AR



HBL2510SR



HBL2510SR2



HBL2513



HBL2511S

Safety-Shroud Twist-Lock Receptacles

Description	Catalog Numbers
Angle housing one gang.	HBL2510AR
Surface mounting one gang.	HBL2510SR
Semi-flush two gang.	HBL2510SR2

Notes: See page B-72 for box mounting application.
 Housing and flange gray Valox®.

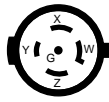


NEMA L21-20R
 20A 3ØY
 120/208V AC
 UL/CSA

Insulgrip Connector Body IP20 SUITABILITY

Description	Catalog Number
Black and white nylon.	HBL2513

Note: Cord clamp range .35"-1.15" (9-29).

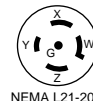


NEMA L21-20P
 20A 3ØY
 120/208V AC
 UL/CSA
 2 HP

Safety-Shroud Twist-Lock Plug IP20 SUITABILITY

Description	Catalog Number
Black and white nylon body, White Valox shroud.	HBL2511S

Note: Cord clamp range .35"-1.15" (9-29).



NEMA L21-20P
 20A 3ØY
 120/208V AC
 UL/CSA

Insulgrip Flanged Inlet

Description	Catalog Number
Nylon casing, back wired.	HBL2515

Notes: Only receptacle and plugs 480V AC or less are HP rated.
 All HP ratings are AC only.
 For technical information, see page B-83.

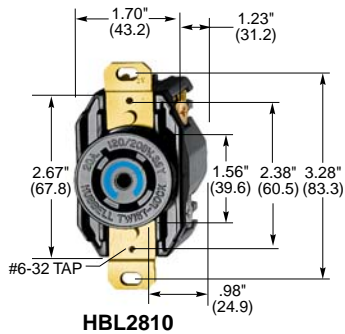
®Valox is a registered trademark of General Electric Company.
 Dimensions in Inches (mm)

TWIST-LOCK® Devices

4 Pole, 5 Wire Grounding

30 Ampere, 3Ø Y 120/208, 277/480 and 347/600 Volts AC

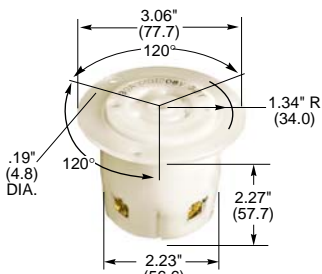
Receptacles, INSULGRIP® Connector Bodies, Flanged Devices and Plugs



HBL2810



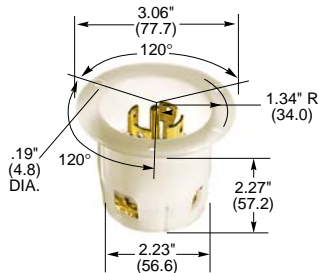
HBL2813



HBL2816



HBL2811



HBL2815



NEMA L21-30R
30A 3ØY
120/208V AC
UL/CSA
3 HP



NEMA L22-30R
30A 3ØY
277/480V AC
UL/CSA
10 HP



NEMA L23-30R
30A 3ØY
347/600V AC
UL/CSA

Single Flush Receptacles, Back and Side Wired

Description	Catalog Numbers		
Black nylon face.	HBL2810	HBL2820	HBL2830
Isolated ground, orange nylon face.	IG2810	-	-

Insulgrip Connector Bodies IP20 SUITABILITY

Description	Catalog Numbers		
Black and white nylon.	HBL2813	HBL2823	HBL2833
Corrosion resistant, yellow nylon.	HBL28CM13	-	-

Note: Cord grip range .35"-1.15" (9-29).

Insulgrip Flanged Receptacles

Description	Catalog Numbers		
Nylon casing, back wired.	HBL2816	HBL2826	HBL2836



NEMA L21-30P
30A 3ØY
120/208V AC
UL/CSA
3 HP



NEMA L22-30P
30A 3ØY
277/480V AC
UL/CSA
10 HP



NEMA L23-30P
30A 3ØY
347/600V AC
UL/CSA

Insulgrip Plugs IP20 SUITABILITY

Description	Catalog Numbers		
Black and white nylon.	HBL2811	HBL2821	HBL2831
Corrosion resistant, yellow nylon.	HBL28CM11	-	-

Notes: Grip range .35"-1.15" (9-29).

See page B-73 for Add-A-Shroud™ kit.

Insulgrip Flanged Inlets

Description	Catalog Numbers		
Nylon casing, back wired.	HBL2815	HBL2825	HBL2835

Notes: Only receptacles and plugs 480V AC or less are HP rated.

HP rating are AC only.

See pages B-70 and B-71 for accessories.

For technical information see page B-83.

See page B-63 for a switched enclosure.

TWIST-LOCK® Devices

4 Pole, 5 Wire

30 Ampere, 3Ø Y 120/208 Volts AC

Watertight Safety-Shroud Twist-Lock® System


IP66
SUITABILITY



UL Listed, CSA Certified to Type 4, 4X, & 12K



NEMA L21-30R
30A 3ØY
120/208V AC
UL/CSA
3 HP



HBL2810SW

Watertight Safety-Shroud Twist-Lock Receptacle

Description

Gray Valox® housing and flange.

Catalog Number

HBL2810SW

Note: Receptacles only fit boxes listed on page B-72.

Watertight Safety-Shroud Connector Body

Description

Black Valox housing, white Valox clamps.

Catalog Number

HBL2813SW



NEMA L21-30P
30A 3ØY
120/208V AC
UL/CSA
3 HP



HBL2813SW

Watertight Safety-Shroud Plug

Description

Black Valox housing, white Valox clamps.

Catalog Number

HBL2811SW



HBL2811SW

Watertight Safety-Shroud Flanged Inlet

Description

Gray Valox housing and flange.

Catalog Number

HBL2815SW



HBL2815SW

Notes: Only receptacles and plugs 480V AC or less are HP rated. HP ratings are AC only.

Cord grip range for plugs and connector bodies .35"-1.15" (9-29), #16-5 Type S, SO to #8-5 Type S, SO. For technical information see page B-84.

CIRCUIT-LOCK® Unfused Safety-Shroud Mechanical Interlock for Twist-Lock Receptacles

Description

Mechanical Interlock accommodates 20A and 30A watertight Safety-Shroud receptacles.

Catalog Number

HBLMITL*

Note: *Not shown, see pages B-64 and B-65 for complete details.

®Valox is a registered trademark of General Electric Company.

TWIST-LOCK® Devices

4 Pole, 5 Wire Grounding

30 Ampere, 3Ø Y 120/208 Volts AC


Safety-Shroud TWIST-LOCK® System



HBL2810AR



HBL2810SR



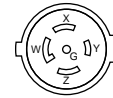
HBL2810SR2



HBL2813



HBL2811S



NEMA L21-30R
30A 3ØY
120/208V AC
UL/CSA
3 HP

Safety-Shroud Twist-Lock Receptacles

Description	Catalog Numbers
Angle housing one gang.	HBL2810AR
Surface mounting one gang.	HBL2810SR
Semi-flush two gang.	HBL2810SR2

Notes: See page B-72 for box mounting application.
Housing and flange, gray Valox®.



NEMA L21-30R
30A 3ØY
120/208V AC
UL/CSA

Insulgrip Connector Body IP20 SUITABILITY

Description	Catalog Number
Black and white nylon.	HBL2813

Note: Cord clamp range .35"-1.15" (9-29).



NEMA L21-30P
30A 3ØY
120/208V AC
UL/CSA
3 HP

Safety-Shroud Twist-Lock Plug IP20 SUITABILITY

Description	Catalog Number
Black and white nylon body, white Valox shroud.	HBL2811S

Note: Cord clamp range .35"-1.15" (9-29).



NEMA L21-30P
30A 3ØY
120/208V AC
UL/CSA

Insulgrip Flanged Inlet

Description	Catalog Number
Nylon casing, back wired.	HBL2815

Notes: Only receptacles and plugs 480V AC or less are HP rated.
All HP ratings are AC only.
For technical information, see page B-83.

®Valox is a registered trademark of General Electric Company.

TWIST-LOCK® Devices

4 Pole, 5 Wire Grounding

20 Ampere, 250 Volts, 10 Ampere, 600 Volts AC

Receptacle, INSULGRIP® Plug and Connector Body



For Replacement Use Only



Non-NEMA
20A 250V
10A 600V AC
UL/CSA



Non-NEMA
20A 250V
10A 600V AC
UL/CSA

Receptacle

Description	Catalog Number
Black urea, back wired.	HBL3520 -

Insulgrip Plug IP20 SUITABILITY

Description	Catalog Number
Black and white nylon.	- HBL3521C

Insulgrip Connector Body IP20 SUITABILITY

Description	Catalog Number
Black and white nylon.	HBL3523C -

Insulgrip Flanged Inlet

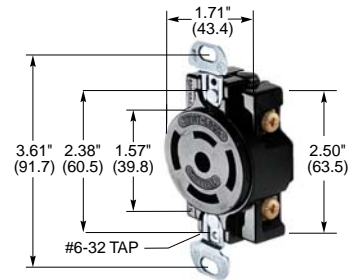
Description	Catalog Number
Nylon casing, back wired.	- HBL3525C

Insulgrip Flanged Receptacle

Description	Catalog Number
Nylon casing, back wired.	HBL3524C -

Notes: Cord grip range for plug and connector body .35"-1.15" (9-29).
See pages B-70 and B-71 for accessories.
For technical information on Insulgrip plug and connector body see page B-83.

CAUTION: To avoid electrical shock, review premises carefully and do not use if slot or blade configuration (design) is already in a circuit having a rating differing from the rating of this device.



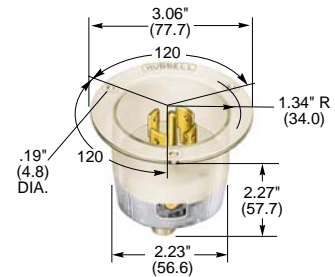
HBL3520



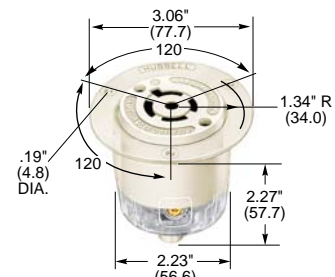
HBL3521C



HBL3523C



HBL3525C



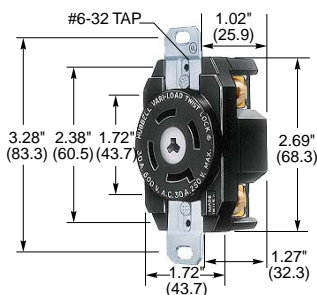
HBL3524C

TWIST-LOCK® Devices

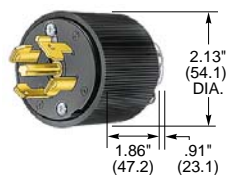
4 Pole 5 Wire Grounding

30 Ampere, 250 Volts; 30 Ampere, 600 Volts AC and 20 Ampere, 3Ø Y 120/208 Volts AC 400Hz

VARILOAD® TWIST-LOCK® Receptacles, Plugs, Connector Bodies and Flanged Inlets



HBL45305



HBL45315



HBL45335



In many large plants and laboratories the number of circuits of different ratings and frequency is greater than the number of blade configurations available in conventional wiring devices.

Prior to NEMA configuration standardization the solution was “Variload Twist-Lock” devices with four non-interchangeable center pin and slot configurations that can be designated to different circuits.

30A, 250V AC/DC 30A, 600V AC

Center Pin Configuration	Receptacles	Plugs	Connector Bodies	Flanged Inlets
	HBL45105	HBL45115	HBL45135	–
	HBL45205	HBL45215	HBL45235	–
	HBL45305	HBL45315	HBL45335	–

20A 120/208V 3Ø Y, 400 Hz

	HBL45905	HBL45915	HBL45935	HBL45985CL
--	----------	----------	----------	------------

Accessories

Plates

Description	Catalog Numbers
Brass, single-gang.	B725
Stainless steel, single-gang.	S725

Weatherproof Boots IP55** SUITABILITY

Description	Catalog Numbers
Seal-Tite black elastomer for Variload plugs.	HBL6027*
Seal-Tite, black elastomer for Variload connector bodies.	HBL6028*

Note: **When installed and used properly with plug and connector body combinations.
* Not UL Listed.

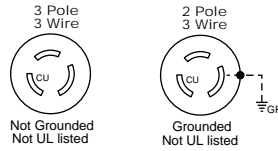
CAUTION: To avoid electrical shock, review premises carefully and do not use if slot or blade configuration (design) is already in a circuit having a rating differing from the rating of this device.

Not UL Listed, TWIST-LOCK® Devices 3 Pole, 3 Wire and 2 Pole 3 Wire

10 Ampere, 250 Volts, 15 Ampere 125 Volts


Receptacles, INSULGRIP® Connector Bodies, Flanged Devices and Plugs

For Replacement Use Only



Receptacles

Description	Catalog Numbers	
Duplex, black RTP*.	HBL7580	HBL7580G
Single, black phenolic.	HBL7582	HBL7582G




HBL7580

Connector Bodies IP20 SUITABILITY

Description	Catalog Numbers	
Insulgrip connector, black and white nylon, multiple drive screws.	HBL7565C	–
Insulgrip connector, yellow and white nylon, multiple drive screws.	HBL7565CY	–
Black phenolic.	HBL7555	HBL7555G

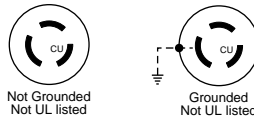
Notes: Cord grip range .230"-.720" (5.8-18.3).
HBL7555 cord grip range .296"-.625" (7.5-15.9).



HBL7565C

Flanged Receptacles

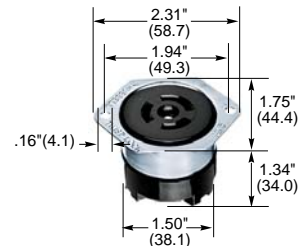
Description	Catalog Numbers	
Stainless steel casing.	HBL7557	HBL7557G



Insulgrip Plugs IP20 SUITABILITY

Description	Catalog Numbers	
Black and white nylon, multiple drive screws.	HBL7567C	–
Yellow and white nylon, multiple drive screws.	HBL7567CY	–

Note: Cord grip range .230"-.720" (5.8-18.3).



HBL7557

Flanged Inlets

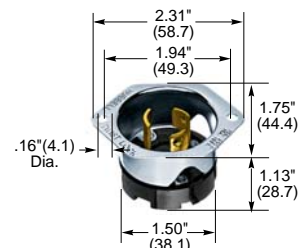
Description	Catalog Numbers	
Stainless steel casing.	HBL7556	HBL7556G

Notes: See pages B-66 and B-67 for accessories.
For technical information on Insulgrip connector bodies and plugs see page B-83.
The devices shown on this page are not listed by Underwriters Laboratories Inc. and are for replacement use only in existing installations.
*RTP is an abbreviation for reinforced thermoplastic.



HBL7567C

CAUTION: To avoid electrical shock, review premises carefully and do not use if slot or blade configuration (design) is already in a circuit having a rating differing from the rating of this device.



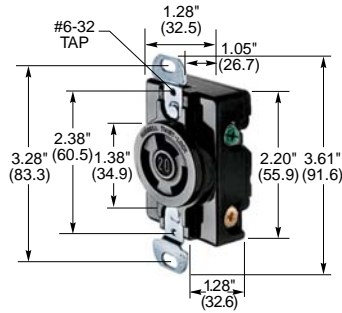
HBL7556

Not UL Listed TWIST-LOCK® Devices

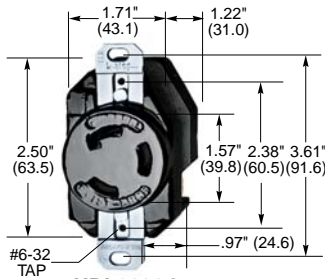
2 Pole, 3 Wire Grounding

20 and 30 Ampere, 250 Volts

Receptacles, INSULGRIP® Connector Bodies and Plugs



HBL7310BG



HBL3330G

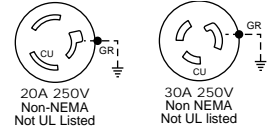


HBL7314GCB



HBL9965GCB

For Replacement Use Only

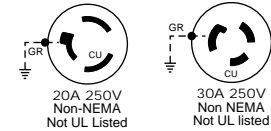


Single Flush Receptacles

Description	Catalog Numbers
Black urea, back wired.	HBL7310BG HBL3330G

Insulgrip Connector Bodies IP20 SUITABILITY

Description	Catalog Numbers
Black and white nylon.	HBL7314GCB HBL3333GC



Insulgrip Plugs IP20 SUITABILITY

Description	Catalog Numbers
Black and white nylon.	HBL9965GCB HBL3331GC

Notes: Cord grip range .360"-930" (9-24).

See pages B-68 and B-69 for accessories.

For technical information on Insulgrip connector bodies and plugs see page B-83.

The devices shown on this page are not listed by Underwriters Laboratories Inc. and are for replacement use only in existing installations.

CAUTION: To avoid electrical shock, review premises carefully and do not use if slot or blade configuration (design) is already in a circuit having a rating differing from the rating of this device.

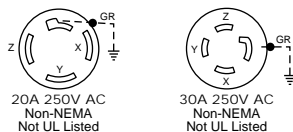
Not UL Listed TWIST-LOCK® Devices

3 Pole, 4 Wire

20 and 30 Ampere, 250 Volts AC

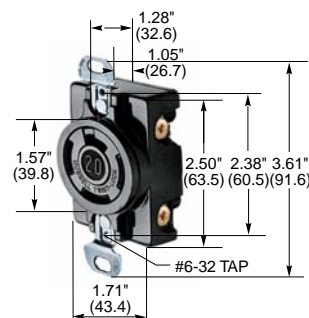
Receptacles, INSULGRIP® Connector Bodies and Plugs

For Replacement Use Only



Single Flush Receptacles

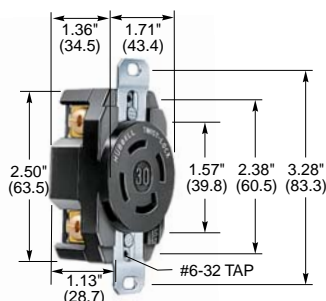
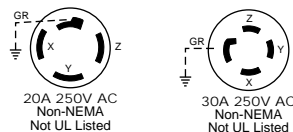
Description	Catalog Numbers	
Black phenolic, back and side wired.	HBL7410BG	HBL3430G



HBL7410BG

Insulgrip Connector Bodies IP20 SUITABILITY

Description	Catalog Numbers	
Black and white nylon.	HBL7413GCB	HBL3433GCB



HBL3430G

Insulgrip Plugs IP20 SUITABILITY


Description	Catalog Numbers	
Black and white nylon.	HBL7411GCB	HBL3431GCB

Notes: Cord grip range .350"-1.150" (9-29).
See pages B-70 and B-71 for accessories.
For technical information on Insulgrip connector bodies and plugs see page B-83.
The devices shown on this page are not listed by Underwriters Laboratories Inc. and are for replacement use only in existing installations.

CAUTION: To avoid electrical shock, review premises carefully and do not use if slot or blade configuration (design) is already in a circuit having a rating differing from the rating of this device.



HBL7413GCB

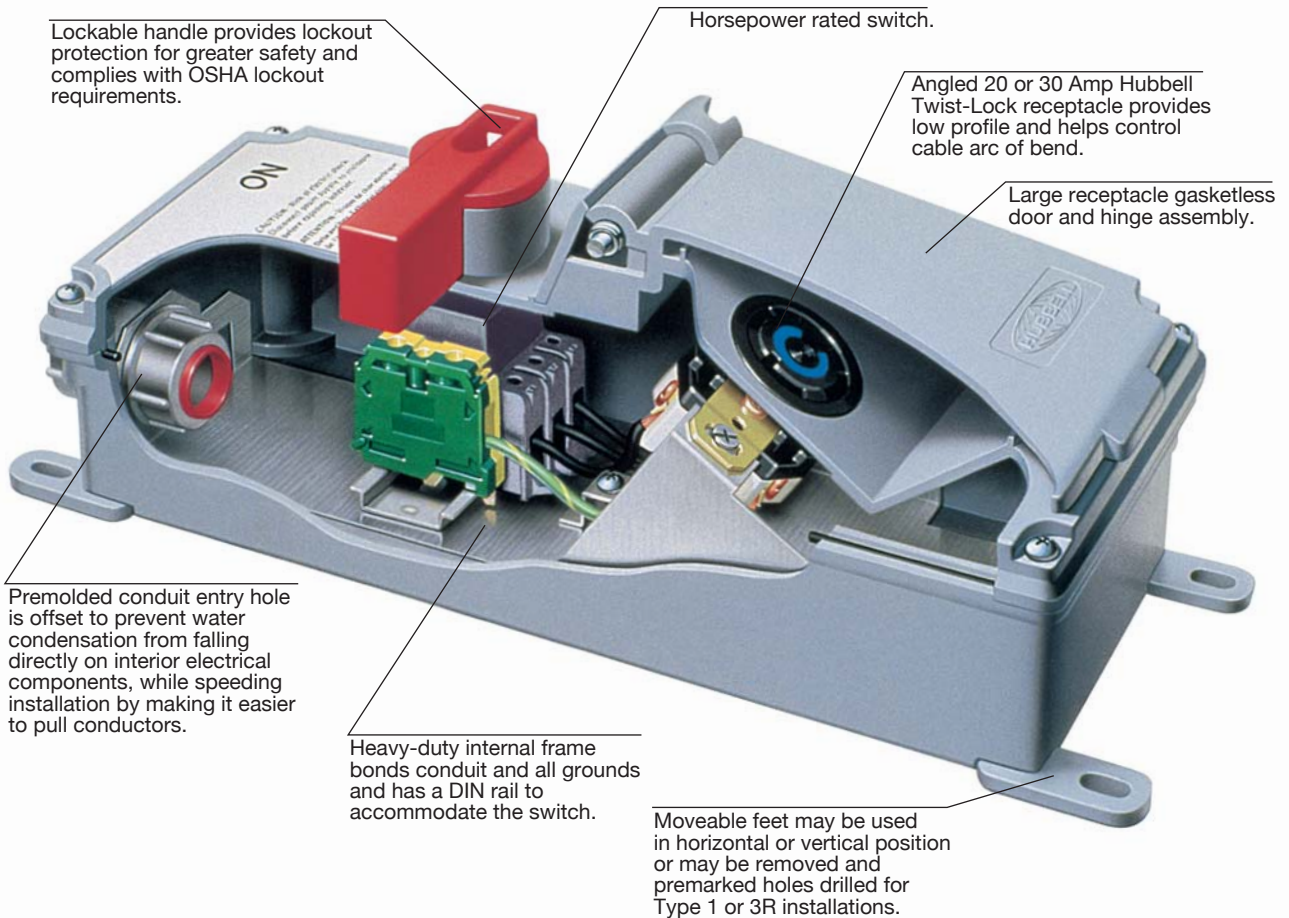


HBL7411GCB

TWIST-LOCK® Devices

Switched Safety Enclosures

Switched TWIST-LOCK® and HUBBELLOCK® Enclosures



Hubbell innovation delivers again. The Switched Twist-Lock and Hubbellock Enclosures integrate a receptacle and a switch to produce distinct advantages for the user. This enclosure replaces box, switch, cover and all in a compact design that meets Type 3R Rainproof or 12K Dust-tight requirements. The receptacle is angled downward for a low profile, and it maintains a low profile while accommodating either a 20 or 30 Amp Twist-Lock receptacle or 30 Amp, 4 wire Hubbellock receptacle.

The enclosure can be used in top, bottom or back feed applications. The handle is designed to be locked in the off position for lockout protection.

Hubbell has developed the Switched Safety Enclosure because users want to be able to disconnect higher voltage devices confidently. Hubbell responded with a line of Switched Safety Enclosures for Twist-Lock and Hubbellock receptacles. The provision of the integral switch and

the receptacle in a compact, non-metallic enclosure encourages the safe operating practice of disconnecting at the switch rather than the plug and receptacle.

For plants and factories in a wide variety of industries, as well as light industrial facilities, Hubbell's Switched Enclosures offer an upgrade that's convenient, compact and easy to install.

TWIST-LOCK® Devices

Switched Enclosure

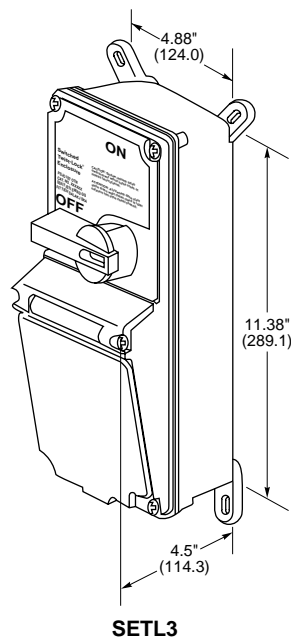
Switched TWIST-LOCK® and HUBBELLOCK® Enclosures

UL Listed, CSA Certified
Type 3R and 12K Enclosure Rating



IP54
SUITABILITY

Switched Enclosure Ready for Twist-Lock® Receptacle Addition
Ideal unit for stockroom. This single unit provides the complete enclosure ready to accept any Hubbell 20 or 30A Twist-Lock receptacle.



Description	Ratings	Catalog Numbers
Switched Twist-Lock enclosure accommodates any NEMA 2 pole, 3 wire to 4 pole, 5 wire grounding receptacle (sold separately).	Amperage, voltage, and horsepower ratings will be determined by the choice of the NEMA 20 or 30A Twist-Lock receptacle selected.	SETL3
Auxiliary contact.	Break after break NO/NC.	HBLAC1
Auxiliary contact.	Break before break NO/NC.	HBLAC2

Switched Enclosure Complete with Twist-Lock Receptacle

Completely pre-wired with a Twist-Lock receptacle, these application oriented combinations are available to satisfy your needs.

Description	NEMA Config.	Amp-erage	Voltage	Horsepower	Use Twist-Lock Plug	Switched Enclosure Catalog Numbers
Switched Twist-Lock enclosure with a prewired HBL2720 receptacle.	L15-30R	30	3Ø 240V AC	3	HBL2721	SE2720A
Switched Twist-Lock enclosure with a prewired HBL2730 receptacle.	L16-30R	30	3Ø 480V AC	5	HBL2731	SE2730A

Switched Enclosure Ready for Hubbellock Receptacle Addition


Ideal unit for stockroom. This single unit provides the complete enclosure ready to accept your 30A, 4 wire Hubbellock receptacle choice.

Description	Ratings	Catalog Numbers
Switched enclosure for use with 3 pole 4 wire 30A Hubbellock receptacle (sold separately).	Amperage, voltage, and horsepower ratings will be determined by the choice of the 4 wire Hubbellock receptacle selected.	SEHBL3
Auxiliary contact.	Break after break NO/NC.	HBLAC1
Auxiliary contact.	Break before break NO/NC.	HBLAC2

TWIST-LOCK® Devices
Switched Safety Enclosures
CIRCUIT-LOCK® Unfused Safety-Shroud TWIST-LOCK®
Mechanical Interlock

Lockable handle provides lockout protection for greater safety and compliance with OSHA lockout requirements.

Angled 20 or 30 Amp Hubbell Watertight Safety-Shroud Twist-Lock receptacle provides watertight, low profile and mechanical interlock capabilities.



Enclosure back is designed for top, bottom or back feed options.

Heavy-duty interlock linkage prevents make and break under load.

Horsepower rated switch.

Heavy-duty internal frame bonds conduit and all grounds and has a DIN rail to accommodate the switch.

Moveable feet may be used in horizontal or vertical position.

Premolded conduit entry hole is offset to prevent water condensation from falling directly on interior electrical components. Also speeds installation by making it easier to pull conductors.

Hubbell offers the only mechanical interlock for Twist-Lock. This new, unfused mechanical interlock for watertight Safety-Shroud Twist-Lock integrates a watertight disconnect switch to provide a mechanically interlocked receptacle. This virtually eliminates the possibility of making or breaking the circuit while under load or making a

casual or "lazy" connection. The switch cannot be turned "ON" until the plug is properly inserted and locked, and the plug cannot be removed until the switch is turned "OFF." All these protective features are included in a compact Type 4X hose-directed water and corrosion resistant enclosure that allows for top, bottom or back feed options. The non-metallic enclosure is nonconductive, yet has an

internal frame to assure ground continuity with metallic conduit. In addition, this interlock works with all Safety-Shroud Twist-Lock plugs. The new unfused mechanical interlock for watertight Safety-Shroud Twist-Lock can be locked out as a method of compliance with OSHA lockout/tagout regulations.

TWIST-LOCK Devices

Switched Enclosure

CIRCUIT-LOCK Unfused Safety Shroud TWIST-LOCK®

Mechanical Interlock

UL Listed, CSA Certified TYPE 4,
4X and TYPE 12K Enclosure Rating



IP66
SUITABILITY

Ordering Information

This unit is a complete enclosure ready to accept any 20 or 30A watertight Safety-Shroud Twist-Lock receptacle.

Description	Ratings	Catalog Number
Mechanical Interlock accommodates 20A or 30A watertight Safety-Shroud Twist-Lock receptacles.	Amperage, voltage and HP ratings will be determined by the choice of the watertight Safety-Shroud Twist-Lock selected. Supplied With 3/4" Hub.	HBLMITL

Accepts the following watertight Safety-Shroud Twist-Lock receptacles:

20A

Rating	Voltage AC	NEMA Config. Reference Number	Max. HP Rating	Use Watertight Safety Shroud Twist-Lock Plug Cat. No.	Receptacle Catalog Numbers
2 Pole, 3 Wire	120	L5-20	1	HBL2311SW	HBL2310SW
	208-240	L6-20	2.5	HBL2321SW	HBL2320SW
	277	L7-20	3	HBL2331SW	HBL2330SW
3 Pole, 4 Wire	120/240	L14-20	2.5	HBL2411SW	HBL2410SW
	240 3Ø	L15-20	5 (3@208V)	HBL2421SW	HBL2420SW
	480 3Ø	L16-20	10	HBL2431SW	HBL2430SW
4 Pole, 5 Wire	120/208 3ØY	L21-20	3	HBL2511SW	HBL2510SW

30A

Rating	Voltage AC	NEMA Config. Reference Number	Max. HP Rating	Use Watertight Safety Shroud Twist-Lock Plug Cat. No.	Receptacle Catalog Numbers
2 Pole, 3 Wire	120	L5-30	1	HBL2611SW	HBL2610SW
	208-240	L6-30	2.5	HBL2621SW	HBL2620SW
3 Pole, 4 Wire	120/240	L14-30	2.5	HBL2711SW	HBL2710SW
	240 3Ø	L15-30	5	HBL2721SW	HBL2720SW
	480 3Ø	L16-30	10	HBL2731SW	HBL2730SW
	600 3Ø	L17-30	*	HBL2741SW	HBL2740SW
4 Pole, 5 Wire	120/208 3ØY	L21-30	5	HBL2811SW	HBL2810SW

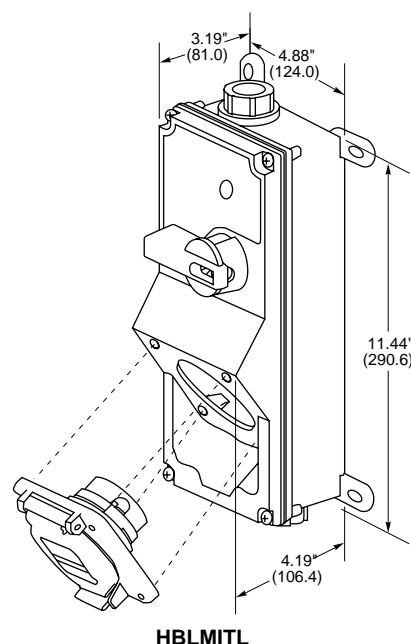
Auxiliary Contacts

Description	Ratings	Catalog Numbers
Auxiliary contact.	Break after break NO/NC.	HBLAC1
Auxiliary contact.	Break before break NO/NC.	HBLAC2

Replacement Parts

Description	Catalog Numbers
Ground block.	HBL30RGB
Neutral block.	HBL30RNB
Replacement switch.	HBLDS3RS

*Notes: HP ratings listed above are AC only.
See pages B-70 and B71 for accessories.
Only receptacles and plugs are HP rated and up to 480V AC only.
For technical information see page B-87.



HBLMITL

TWIST-LOCK® Devices

Accessories

for 15 Ampere 2 and 3 Wire Duplex, Single Receptacles and Flanged Devices



P8

P7



HBL5206WO



HBL5221



HBL7423WO



WP1



Single-Gang Wall Plate

Description	Duplex Plate	Single Rec. Plate 1.406" (35.7) Dia.
	Catalog Numbers	
Brown nylon, smooth.	P8X	P7X
Ivory nylon, smooth.	P8	P7
Stainless steel 302/304, smooth.	S8	S7
Brass, smooth.	B8	B7
Aluminum, smooth.	A8	A7

Weatherproof Plates IP44 SUITABILITY

Description	Catalog Numbers	
Cast aluminum, for standard horizontal box mount.	HBL5205WO	–
Same as above except FS/FD box mount.	HBL5206WO	–
Cast aluminum vertical FS/FD box mount.	–	HBL7420
Gray thermoplastic, vertical standard box mount, corrosion resistant.	HBL5222*	–
Same as above except yellow.	HBL52CM22*	–
Gray thermoplastic, vertical FS/FD box mount, corrosion resistant.	HBL5221*	HBL7423WO
Yellow thermoplastic, vertical FS/FD box mount, corrosion resistant.	HBL52CM21*	HBL74CM23WO
White thermoplastic, vertical FS/FD box mount, corrosion resistant.	HBL52CM21W*	–

Weatherproof Plate for 15A Flanged Inlets and Receptacles IP44 SUITABILITY

Description	Catalog Number
Gray thermoplastic, corrosion resistant.	WP1

Notes: All weatherproof plates listed above are UL Listed for wet and damp locations with cover closed. Those with suffix WO are UL Listed with cover open. See Section K for more information.
*IP20 Suitability only.

TWIST-LOCK® Devices

Accessories

for 15 Ampere 2 and 3 Wire Plugs, Connector Bodies and Flanged Devices

Weatherproof, Seal-Tite® Triple Seal Boots for 15A Insulgrip® Devices IP55* SUITABILITY

Description	Catalog Numbers
Black elastomer boot for plugs when used in a cord set and connector bodies when used with a flange inlet.	HBL6023
Same as above except yellow elastomer.	HBL60CM23
Black elastomer boot for connector bodies when used in cord sets.	HBL6024
Same as above except yellow elastomer.	HBL60CM24

*When installed and used properly with plug and connector body combinations.



HBL6023



HBL6024



HBL7529

Closure Cover


Description	Catalog Number
For use with 3 wire 15A Twist-Lock flush or flanged receptacles.	HBL7529

PLUGOUT® Lockout Devices

Description	Catalog Numbers
Lockout device for 15A & 20A straight blade plugs.	HLDMP

Lockout device for attachable 20 and 30A plugs, straight body or angle types, with or without weatherproof covers.

Note: See Section U for more information on PLUGOUT Lockout Devices.



HLDMP



HLD

TWIST-LOCK® Devices

Accessories

for 20 and 30 Ampere 3, 4 and 5 Wire Receptacles and Flanged Devices



S720



Single-Gang Wall Plates

Rec. Plate
1.60" (40.64) Dia.

Description	Catalog Numbers
Black nylon, smooth.	P720B
Stainless steel 302/304, smooth.	S720
Brass, smooth.	B720



HBL7425WOA

Weatherproof Plates IP44 SUITABILITY

Description	Catalog Numbers
Cast aluminum, for FS/FD box mounting.	HBL7420
Gray thermoplastic, for FS/FD box mounting, corrosion resistant.	HBL7425WOA
Same as above except yellow.	HBL74CM25WOA



WP2

Weatherproof Plate for Flanged Inlets and Flanged Receptacles IP44 SUITABILITY

Description	Catalog Number
Gray thermoplastic, corrosion resistant.	WP2

Notes: Weatherproof plates are UL Listed for wet and damp location with cover closed. Those with suffix WOA are UL Listed with cover open.

Closure Cover for 3 Wire Flanged Inlets

Description	Catalog Number
Rubber closure plug.	HBL2899

Note: Closure cover not UL Listed. Not CSA Certified.



HBL2899

Closure Cover for 4 Wire Flanged Inlets

Description	Catalog Number
Rubber closure plug.	HBL2898

Note: Closure cover not UL Listed. Not CSA Certified.

TWIST-LOCK® Devices

Accessories

for 20 and 30 Ampere, 3 Wire Plugs and Connector Bodies

Weatherproof, Seal-Tite® Triple Seal Boots IP55* SUITABILITY

Description	Catalog Numbers
Black elastomer boot for plugs when used in a cord set and connector bodies when used in flanged inlets.	HBL6031
Same as above except yellow.	HBL60CM31
Black elastomer boot for connector bodies when used in a cord set.	HBL6032
Same as above except yellow.	HBL60CM32



HBL6031



HBL6032

Angle Adapter

Description	Catalog Number
Nylon, angle adapter for Insulgrip plugs and connector bodies, cord grip range .325"-.930" (8.3-24).	HBL3WAA

PLUGOUT® Lockout Devices

Description	Catalog Numbers
Lockout device for attachable 20 and 30A Locking plug straight body, or angle types, with or without weatherproof covers.	HLD
Lockout device for 20 and 30A 3 wire angle plugs and watertight Safety-Shroud Twist-Lock plugs.	HLD2

Notes: See Section U for more information on PLUGOUT Lockout Devices.

*When installed and used properly with plug and connector body combinations.




HBL3WAA

Insulgrip Plug and Connector Body Latching Kit


When you want to make doubly sure that plugs and connector bodies stay connected, the Hubbell latching kit provides both improved safety and security through a double locking feature that makes unintentional disconnection virtually impossible – even under high vibration situations. The plug and connector body lock once when first connected, then again when you push the special position locking slide into place.

Insulgrip Latching Kit

Description	Catalog Number
For all 3 wire 20A and 30A Twist-Lock Insulgrip plugs and connectors.	SK2



HLD



HLD2

TWIST-LOCK® Devices

Accessories

for 20 and 30 Ampere, 4 and 5 Wire Receptacles and Flanged Devices



S720



Single-Gang Wall Plates

Description	Rec. Plate 1.60" (40.64) Dia.	Catalog Numbers
Black nylon, smooth.		P720B
Stainless steel 302/304, smooth.		S720
Brass, smooth.		B720



HBL7425WOA

Weatherproof Plates IP44 SUITABILITY

Description	Catalog Numbers
Cast aluminum, for FS/FD box mounting.	HBL7420
Gray thermoplastic, for FS/FD box mounting, corrosion resistant.	HBL7425WOA
Same as above except yellow.	HBL74CM25WOA

Weatherproof Plate for Flanged Inlets and Flanged Receptacles IP44 SUITABILITY

Description	Catalog Number
Gray thermoplastic, corrosion resistant.	WP2

Notes: Weatherproof plates are UL Listed for wet and damp locations with cover closed. Those with suffix WOA are UL Listed with cover open.



WP2

TWIST-LOCK® Devices

Accessories

for 20 and 30 Ampere, 4 and 5 Wire Plugs and Connector Bodies

Weatherproof, Seal-Tite® Triple Seal Boots IP55* SUITABILITY

Description	Catalog Numbers
Seal-Tite triple seal cover for plug when used on a cord set or when used with flush receptacles or connector bodies when used with flanged inlets. Black elastomer.	HBL6035
Same as above except yellow.	HBL60CM35
Seal-Tite triple seal cover for connector bodies, when used on interconnecting cord sets. Black elastomer.	HBL6036
Same as above except yellow.	HBL60CM36



HBL6035

Angle Adapter

Description	Catalog Number
Nylon, angle adapter for Insulgrip plugs and connectors, cord grip range .350"-1.15" (8.9-29.2).	HBL45WAA



HBL6036

PLUGOUT® Lockout Device

Description	Catalog Numbers
Lockout device for attachable 20 and 30A plug straight body or angle types, with or without weatherproof covers.	HLD
Lockout device for 20 and 30A 4 and 5 wire angle plugs and watertight Safety-Shroud Twist-Lock plugs.	HLD2

Notes: See Section U for more information on PLUGOUT Lockout Devices.

*When installed and used properly, with plug and connector body combinations.



HBL45WAA

Insulgrip Plug and Connector Body Latching Kit


When you want to make doubly sure that plugs and connector bodies stay connected, the Hubbell latching kit provides both improved safety and security through a double locking feature that makes unintentional disconnection virtually impossible – even under high vibration situations. The plug and connector body lock once when first connected, then again when you push the special position locking slide into place.

Insulgrip Latching Kit


Description	Catalog Numbers
For all 4 and 5 wire 20 and 30A Twist-Lock Insulgrip plugs and connectors.	SK3



SK3



HLD

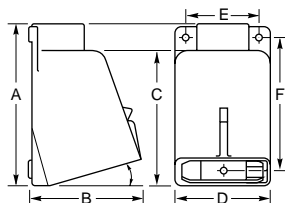
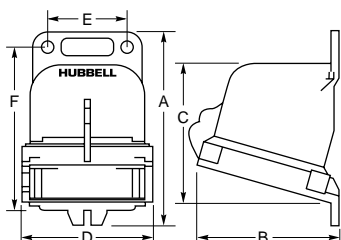


HLD2

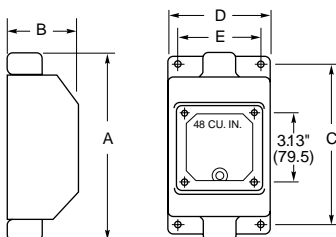
TWIST-LOCK® Devices Safety-Shroud TWIST-LOCK® Accessories



BB2030N



Angle Box



Feed-Thru Box



HBL2030AP



AA2030PS

Non-Metallic Back Box

Description	Hub Size	A Inch (mm)	B Inch (mm)	C Inch (mm)	D Inch (mm)	E Inch (mm)	F Inch (mm)	Cubic Inch Capacity	Catalog Number
15° Angle for 20 and 30A watertight Safety-Shroud Twist-Lock	1.0* (25.4)	5.67 (144.0)	4.44 (112.8)	4.05 (102.9)	3.91 (99.3)	2.35 (59.7)	4.92 (125.0)	30 (76.2)	BB2030N

Notes: Hub is not included; order Raco part number 1704.

This box meets IP67 requirement and Type 4X requirements when installed with a watertight conduit hub.

Metallic Back Boxes

Description	Hub Size	A Inch (mm)	B Inch (mm)	C Inch (mm)	D Inch (mm)	E Inch (mm)	F Inch (mm)	Cubic Inch Capacity	Catalog Numbers
Back box 20 and 30A devices	3/4 (19.1)	5 1/8 (130.2)	4 (101.6)	4 3/16 (106.4)	3 3/4 (95.3)	3 (76.2)	4 (101.6)	30 (76.2)	BB201W
Back box 20 and 30A devices	1 (25.4)	5 1/8 (130.2)	4 (101.6)	4 3/16 (106.4)	3 3/4 (95.3)	3 (76.2)	4 (101.6)	30 (76.2)	BB301W
Feed thru for 20 & 30A devices	3/4 (19.1)	8 1/4 (209.6)	3 1/16 (77.8)	7 9/64 (181.4)	4 1/2 (114.3)	3 3/4 (95.3)	-	48	FT202W
Feed thru for 20 & 30A devices	1 (25.4)	8 1/4 (209.6)	3 1/16 (77.8)	7 9/64 (181.4)	4 1/2 (114.3)	3 3/4 (95.3)	-	48	FT302W

Notes: These boxes are cast aluminum, suitable for IP54 requirements and are finished with enamel paint. These boxes withstand a 500-hour salt spray test as well as UL raintight and external icing tests.

Straight Wall Box Adapter

Description	Catalog Number
Adapts 20A and 30A Safety-Shroud Twist-Lock receptacles to two gang, device mount, FD boxes.	HBL2030AP

Angle Wall Box Adapter

Description	Catalog Number
Adapts 20A and 30A Watertight Safety-Shroud Twist-Lock receptacles to single or two gang standard wall boxes (4" or 4 11/16" square).	AA2030PS

TWIST-LOCK® Devices

Safety-Shroud TWIST-LOCK® Devices

ADD-A-SHROUD™: The Innovation That Lets You Convert Existing INSULGRIP® TWIST-LOCK® Plugs to Safety-Shroud TWIST-LOCK Devices

The Add-A-Shroud devices allow conversion of existing 20A and 30A 3 to 5 Wire Hubbell Insulgrip® Twist-Lock devices to a Safety-Shroud Twist-Lock plug. These devices provide a convenient and cost-effective way to convert existing Hubbell Insulgrip Twist-Lock plugs to Safety-Shroud Twist-Lock plugs. The Safety-Shroud Twist-Lock plug permits engagement with the Hubbell Mechanical Interlock Enclosure which virtually prevents make and break under load.



Safety-Shroud Twist-Lock – 20 & 30 Ampere

Add-A-Shroud Catalog Number HBLSS3

For conversion of all 3 wire Hubbell Insulgrip Twist-Lock Devices.

	Voltage Rating	NEMA Number	Hubbell Catalog Numbers Plug	Add-A-Shroud
20A, 2 Pole 3 Wire Grounding	125	L5-20	HBL2311	HBLSS3
	250	L6-20	HBL2321	HBLSS3
	277V AC	L7-20	HBL2331	HBLSS3
	480V AC	L8-20	HBL2341	HBLSS3
	600V AC	L9-20	HBL2351	HBLSS3
30A, 2 Pole 3 Wire Grounding	125	L5-30	HBL2611	HBLSS3
	250	L6-30	HBL2621	HBLSS3
	277V AC	L7-30	HBL2631	HBLSS3
	480V AC	L8-30	HBL2641	HBLSS3
	600V AC	L9-30	HBL2651	HBLSS3



Add-A-Shroud Catalog Number HBLSS45

For conversion of all 4 & 5 wire Hubbell Insulgrip Twist-Lock Devices.

	Voltage Rating	NEMA Number	Hubbell Catalog Numbers Plug	Add-A-Shroud
20A, 3 Pole 4 Wire Grounding	125/250	L14-20	HBL2411	HBLSS45
	3Ø250V AC	L15-20	HBL2421	HBLSS45
	3Ø480V AC	L16-20	HBL2431	HBLSS45
30A, 3 Pole 4 Wire Grounding	125/250	L14-30	HBL2711	HBLSS45
	3Ø250V AC	L15-30	HBL2721	HBLSS45
	3Ø480V AC	L16-30	HBL2731	HBLSS45
	3Ø600V AC	L17-30	HBL2741	HBLSS45
20A, 4 Pole 5 Wire Grounding	3ØY 120/208V AC	L21-20	HBL2511	HBLSS45
	3ØY 277/480V AC	L22-20	HBL2521	HBLSS45
	3ØY 347/600V AC	L23-20	HBL2531	HBLSS45
30A, 4 Pole 5 Wire Grounding	3ØY 120/208V AC	L21-30	HBL2811	HBLSS45
	3ØY 277/480V AC	L22-30	HBL2821	HBLSS45
	3ØY 347/600V AC	L23-30	HBL2831	HBLSS45

TWIST-LOCK® Devices
Accessories
 For 50 Ampere TWIST-LOCK Devices



HBL7774WO



HBL7770



HBL7382



HBL7716C



HBL7717C



HBL4892



HBL50SC



Weatherproof Receptacle Lift Cover Plates for FS/FD Box Mounting IP44 SUITABILITY

Description	Catalog Numbers
Corrosion resistant, gray thermoplastic.	HBL7774WO
Same as above except yellow.	HBL77CM74WO
Cast aluminum.	HBL7770

Note: See Section K for more information on weatherproof plates.

Receptacle Plates for FS/FD Box Mounting

Description	Catalog Numbers
Cast aluminum with lift cover.	HBL7382*
Same as above less lift cover.	HBL7383

Note: The two plates Listed above will only fit non-“CS” type 50A Twist-Lock receptacles.

**Not UL Listed “WDL Closed.”*

Weatherproof Boots IP55 SUITABILITY**

Description	Catalog Numbers
Seal-Tite® triple seal black elastomeric cover for plugs when used in a cord set and connector bodies when used with flanged inlets.	HBL7716C*
Seal-Tite triple seal black elastomeric cover for connector bodies when used with cord sets.	HBL7717C*

***When installed and used properly with plug and connector body combinations.*

** Not UL Listed*

Closure Cover

Description	Catalog Number
Black closure plug.	HBL4892*

** Not UL Listed*

Box Cover

Description	Catalog Number
Galvanized Steel fits 4” square, 4 11/16” or 2 gang box	HBL50SC

HUBBELLOCK® Plugs and Connector Bodies

Features and Benefits

Three-piece thermoplastic clamp assembly with fast-lead stainless screws provides a more consistent durable grip. Grommets provide a sealed cable entry that protects against the entry of moisture and dust.

Superior wire terminations are assured with box terminals and screws with pressure pads. This design captures stray wire strands and permits more clamping pressure on the wire without damaging it. Loosening of terminations and resulting heat build-up are greatly reduced.

Impact resistance in the interior of the female device comes from a strong thermoplastic material.

No "lazy" connections because a spring-loaded safety shutter automatically ejects the plug if it hasn't been properly locked into the female device. This eliminates teasing of the contacts, a major cause of contact burn-up.

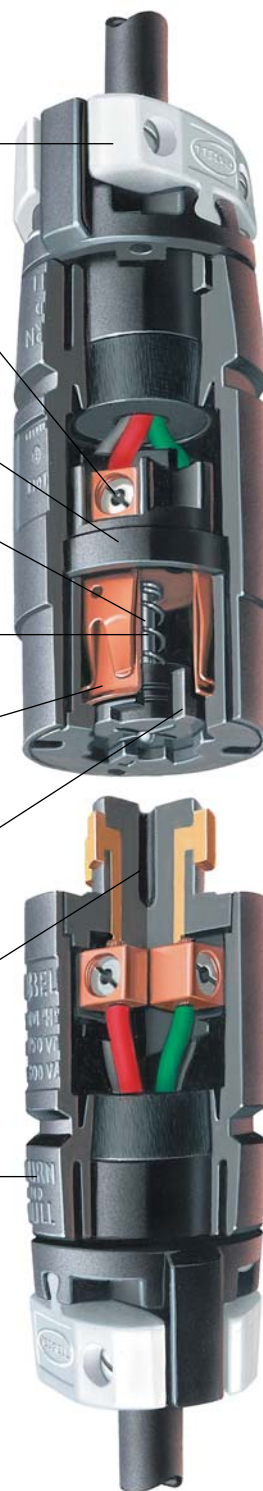
Arcs are snuffed out, when devices are mated or unmated under load, by spring-loaded safety shutter.

Longer contact life is assured by supplementary springs. Other devices rely just on contacts themselves to provide proper contact pressure.

Enhanced safety because access to live female contacts is restricted by the spring-loaded safety shutter.

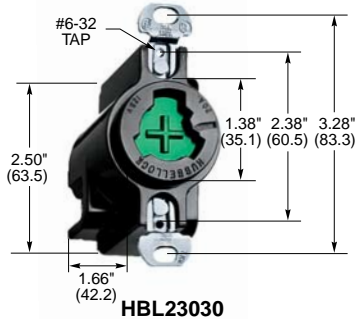
Positive locking is ensured by the nose of the plug being keyed into a detent in female device. This lock is independent of the contacts or a separate mechanical lock.

Insulated non-metallic housing enhances safety and abuse resistance.

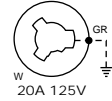


Note: Above cut-away view and call-outs are construction elements pertaining specifically to the 30A Hubbellock series. While the Hubbellock contact interface design applies to all, there are construction elements that are different, depending on the amperage.

HUBBELLOCK® Devices
2 Pole, 3 Wire Grounding
 20 Ampere, 125 Volts
 Receptacle, Plug and Connector



IP30
SUITABILITY



Receptacle

Description	Catalog Number
Black phenolic, back wired.	HBL23030 -

Plug

Description	Catalog Number
Nylon housing, thermoset interior.	- HBL23035B

Connector Body

Description	Catalog Number
Nylon housing, thermoset interior.	HBL23032B -

Notes: Cord clamp range for plug and connector .32"-.66" (8.12-16.5).
 Devices listed above are not interchangeable with any other Hubbellock device listed in this catalog.

Accessories
Weatherproof Covers

Description	Catalog Numbers
Gray polycarbonate for FS/FD box mounting, corrosion resistant. IP44 SUITABILITY.	HBL7423WO
Same as above except yellow.	HBL74CM23WO
Cast aluminum, lift cover for indoor use only (not shown).	HBL23007

HUBBELLOCK® Devices

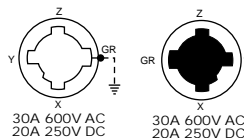
3 Pole, 4 Wire Grounding

30 Ampere, 600 Volts AC, 20 Ampere, 250 Volts DC

Receptacles, Plugs, Connector Bodies and Inlets

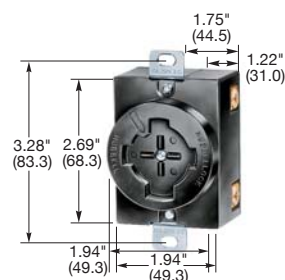


IP30
SUITABILITY



Receptacles

Description	Catalog Numbers
Black phenolic.	HBL20403 -
Weathertight, corrosion resistant, nickel plated brass plate, for FS/FD box mounting. IP44 SUITABILITY	HBL22CM427 -
Aluminum angle housing, with 3/4" topped hub for surface mounting. IP44 SUITABILITY	HBL21420 -

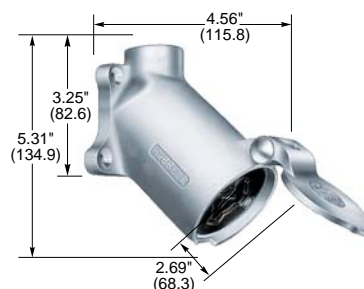


HBL20403

Connector Bodies

Description	Catalog Numbers
Black nylon housing, thermoplastic interior.	HBL21414B -
Same as above except corrosion resistant.	HBL21CM414B -

Note: Cord clamp range .70"-1.20" (17.78-30.5).



HBL21420

Plugs

Description	Catalog Numbers
Black nylon housing, thermoplastic interior.	- HBL21415B
Same as above except corrosion resistant.	- HBL21CM415B

Note: Cord clamp range .70"-1.20" (17.78-30.5).



HBL21414B

Flanged Inlets

Description	Catalog Numbers
Weathertight, corrosion resistant, nickel plated brass plate, for FS/FD box mounting.	- HBL22CM428
Black phenolic interior, aluminum housing, for FS/FD box mounting (not shown).	- HBL20418
Aluminum angle housing, with 3/4" NPT topped hub for surface mounting.	- HBL21447



HBL21415B

Switched Enclosure **IP54** SUITABILITY

Description	Catalog Number
Switched enclosure for use with 3 pole 4 wire 30A Hubbellock receptacle. Receptacle not included.	SEHBL3

Note: For more information on switched enclosures see page B-63.

Accessories

Receptacle Plates

Description	Catalog Numbers
Cast aluminum weatherproof, lift cover plate (not shown).	HBL20405
302/304 stainless, single gang, smooth (not shown).	S737

Liquidtight Metallic Conduit Adapters

Description	Catalog Numbers
Adapter for use with 1/2" NPT conduit fittings.	SAB12
Adapter for use with 3/4" NPT conduit fittings.	SAB34

Boots

Description	Catalog Numbers
"Mini" boot for Hubbellock connector body.*	HBL20424B
"Mini" boot for Hubbellock plug.*	HBL20425B

* Not UL Listed or CSA Certified.



HBL21447

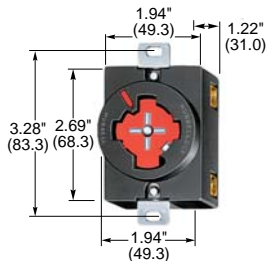


HUBBELLOCK® Devices

3 Pole, 4 Wire Grounding

30 Ampere, 480 Volts AC


Receptacle, Plug and Connector Body



HBL20443



HBL20444B



HBL20445B



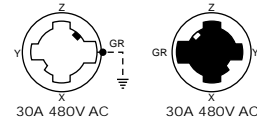
HBL20424B



HBL20425B



SEHBL3



Receptacle

Description	Catalog Number
Black phenolic, red center insert.	HBL20443 -

Connector Body

Description	Catalog Number
Red nylon housing, thermoset interior.	HBL20444B -

Note: Cord clamp range .70"-1.20" (17.78-30.5).

Plug

Description	Catalog Number
Red nylon housing, thermoset interior.	- HBL20445B+

Note: Cord clamp range .70"-1.20" (17.78-30.5).

Switched Enclosure IP54 SUITABILITY

Description	Catalog Numbers
Switched enclosure for use with 3 pole 4 wire 30A Hubbellock receptacle. Receptacle not included.	SEHBL3 -

Note: For more information on switched enclosures see pages B-62 and B-63.

Accessories

Receptacle Plates

Description	Catalog Numbers
Cast aluminum, weatherproof, red finish (not shown).	HBL20446
302/304 stainless, single gang, smooth (not shown).	S737

Liquidtight Metallic Conduit Adapters

Description	Catalog Numbers
Adapter for use with 1/2" NPT conduit fittings.	SAB12
Adapter for use with 3/4" NPT conduit fittings.	SAB34

Boots

Description	Catalog Numbers
"Mini" boot for Hubbellock connector body.	HBL20424B*
"Mini" boot for Hubbellock plug.	HBL20425B*

** Not UL Listed or CSA Certified.*

+ Not CSA Certified.

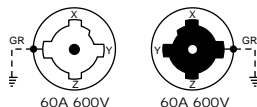
HUBBELLOCK® Devices 3 Pole, 4 Wire Grounding

60 Ampere, 600 Volts AC

Receptacles, Plug, Connector Body and Flanged Devices

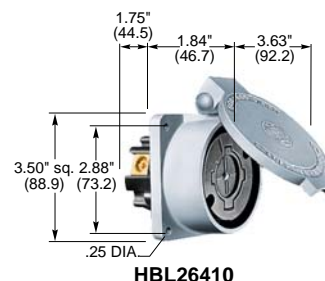


IP30
SUITABILITY



Receptacles IP44 SUITABILITY

Description	Catalog Numbers
Black phenolic interior with short aluminum housing and lift cover.	HBL26410 –
Black phenolic interior with long aluminum housing and lift cover.	HBL26420 –




HBL26410

Connector Body

Description	Catalog Number
Black phenolic interior with yellow thermoplastic sleeve over steel cover.	HBL26418 –

Note: Cord clamp range .92"-1.45" (23.36-36.83).



HBL26420

Flanged Receptacle IP44 SUITABILITY

Description	Catalog Number
Black phenolic interior with steel housing and flange.	HBL26421 –

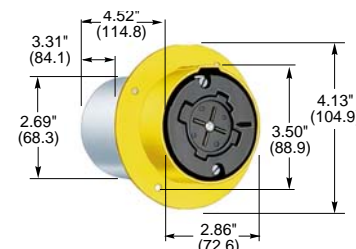


HBL26418

Plug

Description	Catalog Number
Black phenolic interior with yellow thermoplastic sleeve over steel housing.	– HBL26419

Note: Cord clamp range .92"-1.45" (23.36-36.83).



HBL26421

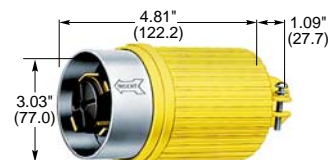
Flanged Inlet

Description	Catalog Number
Black phenolic interior with steel housing and flange.	– HBL26422

Box and Adapter Plates

Description	Catalog Numbers
Box, cast aluminum, only for 60A Hubbelllock® receptacles.	HBL26401
Straight adapter plate.	HBL26402
45° adapter plate.	HBL26404

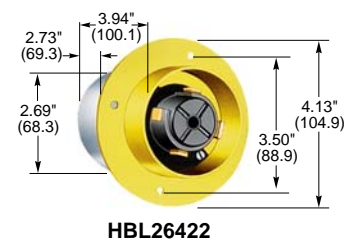
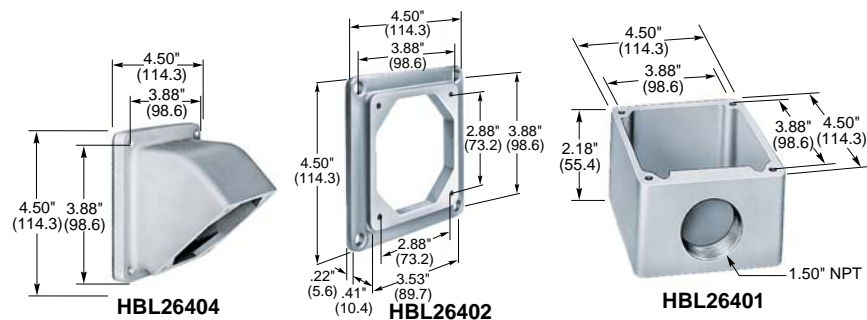
Note: Straight or angle adapter plate must be used when mounting a 60A receptacle to HBL26401 box.



HBL26419

Kellems® Cable Grip

Description	Cord Dia.	Catalog Number
Cable grip (not shown).	.83"-1.00" (21.1-25.4)	H660A



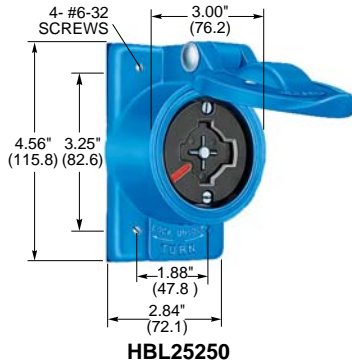
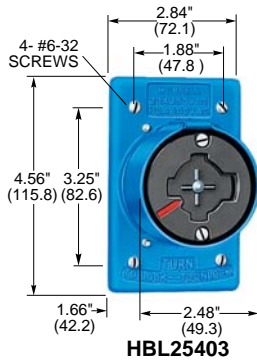
HBL26422



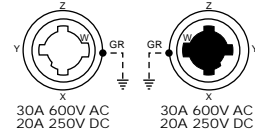
HUBBELLOCK® Devices

4 Pole, 5 Wire Grounding

30 Ampere, 600 Volts AC, 20 Ampere, 250 Volts DC
 Receptacles, Plug and Connector Body



IP30
SUITABILITY



Receptacles

Description	Catalog Numbers
Black phenolic interior, aluminum housing, blue finish, for FS/FD box mounting.	HBL25403 —
Black phenolic interior, aluminum weatherproof housing, blue finish, for FS/FD box mounting. IP44 SUITABILITY	HBL25250 —

Connector Body

Description	Catalog Number
Black nylon housing, thermoplastic interior.	HBL25414B —

Note: Cord clamp range .76"-1.20" (19.30-30.4).

Plug

Description	Catalog Number
Black nylon housing, thermoset interior, steel shroud.	— HBL25415B

Note: Cord clamp range .76"-1.20" (19.30-30.4).

Liquidtight Metallic Conduit Adapters

Description	Catalog Numbers
Adapter for use with 1/2" NPT conduit fittings.	SAB12
Adapter for use with 3/4" NPT conduit fittings.	SAB34

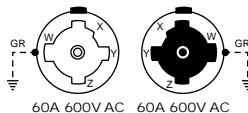
HUBBELLOCK® Devices 4 Pole, 5 Wire Grounding

60 Ampere, 600 Volts AC

Receptacle, Plug, Connector Body and Flanged Devices




IP30
SUITABILITY



Receptacle

Description	Catalog Number
Black phenolic interior with long aluminum housing with lift cover and blue finish. IP44 SUITABILITY	HBL26520 -



Connector Body


Description	Catalog Number
Black phenolic interior with blue thermoplastic sleeve over steel cover.	HBL26516 -

Note: Cord clamp range 1.00"-1.50" (25.40-38.10).



Flanged Receptacle


Description	Catalog Number
Black phenolic interior with steel housing and flange with blue finish.	HBL26521 -



Plug

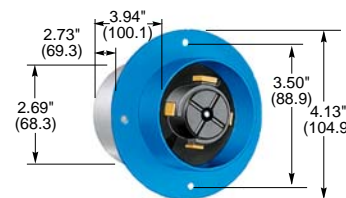
Description	Catalog Number
Black phenolic interior with blue thermoplastic sleeve and steel housing.	- HBL26519

Note: Cord clamp range 1.00"-1.50" (25.40-38.10).



Flanged Inlet

Description	Catalog Number
Black phenolic interior with steel housing and flange with blue finish.	- HBL26522



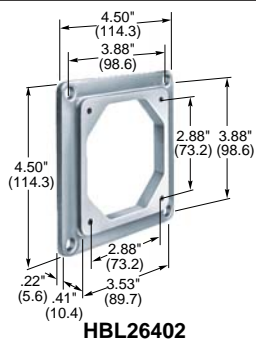

Box and Adapter Plates

Description	Catalog Numbers
Box, cast aluminum, only for 60A Hubbellock® receptacles.	HBL26401
Straight adapter plate.	HBL26402
45° adapter plate.	HBL26404

Note: Straight or angle adapter plate must be used when mounting a 60A receptacle to HBL26401 box.

Kellems® Cable Grip

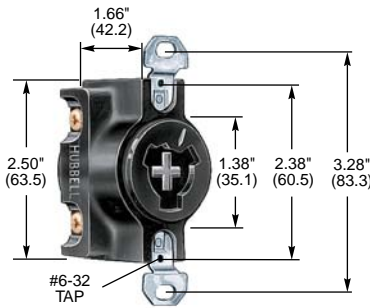
Description	Cable Range	Catalog Number
Cable grip (not shown).	.83"-1.00" (21.1-25.4)	H660A



Not UL Listed, HUBBELLOCK® Devices

2 Pole, 3 Wire Grounding

20 Ampere, 125 Volts AC or DC, 10 Ampere, 250 Volts DC, 480 Volts AC
Receptacle, Plug and Connector Body



HBL23000G

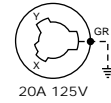


HBL23005GB



HBL23002GB

IP30
SUITABILITY



Receptacle

Description	Catalog Number
Black phenolic, back wired.	HBL23000G -

Plug

Description	Catalog Number
Nylon housing, thermoset interior.	- HBL23005GB

Connector Body

Description	Catalog Number
Nylon housing, thermoset interior.	HBL23002GB -

Note: Cord clamp range for plug and connector .32"-.66" (8.12-16.5).

Accessories

Weatherproof Covers

Description	Catalog Numbers
Gray polycarbonate for FS/FD box mounting, corrosion resistant. IP44 SUITABILITY.	HBL7423WO
Same as above except yellow.	HBL74CM23WO
Cast aluminum, lift cover for indoor use only (not shown).	HBL23007

TWIST-LOCK® Devices and Watertight Safety Shroud Devices

Technical Information

15-30 Ampere Twist-Lock, 20-30 Ampere Safety-Shroud Twist-Lock

Specifications

Listings

Listed to UL Standard 498 (Attachment Plugs and Receptacles).
Fed. Spec W-C-596 (Insulgrip and Safety-Shroud).
Certified to CSA Standard C22.2 No.42 (General Use Receptacles, Attachment Plugs and Similar Wiring Devices).

Materials

Part	Materials	
Plugs and Connector Bodies (Insulgrip®)	15-30A	
Blade/Contact Carrier	Natural (white) nylon	
Terminal Retainer	Clear polycarbonate	
Cover (Housing)	Black nylon (yellow in "CM" devices)	
Cord Clamp	Natural (white) nylon	
Dust Shield	EPDM	
Blades/Contacts	Brass	
Terminal Clamp	Cold rolled steel – nickel plated	
Terminal Screws	15A (8-32), 20-30A (10-32) Brass (white finish on neutral screw when used)	
Grounding Screw	Brass (green finish)	
Cord Clamp Screws	Steel – zinc plated	
Body Holding Screws	Steel – zinc plated	
Flanged Inlet/Receptacles	15-30A	
Flanged Casing	Natural (white) nylon	
Blade/Contact Carrier	Natural (white) nylon	
Terminal Retainer	Clear polycarbonate	
Blades/Contacts	Brass	
Drive Screws	Steel – zinc plated	
Terminal Clamp	Cold rolled steel – nickel plated	
Terminal Screws	15A (8-32), 20-30A (10-32) Brass (white finish on neutral screw when used)	
Grounding Screw	Brass (green finish)	
Mounting Screws	Nickel plated brass Round head screws	
Screw Sizes	15A: 6-32, 3/8" long 20A & 30A: 8-32, 7/16" long	
Receptacle, Single	15A	20A & 30A
Cover(Top)	Nylon (Black)	Nylon (Black)
Base	RTP (Black)	RTP (Natural)
Contact Springs	.031" Brass	.040" Brass
Clamp	.031" Brass	.040" Brass
Ground Contact	.031" Brass	.040" Brass
Ground Shunt	–	.015" Brass
Bridge (Mounting Strap)	.050" Steel-zinc plated	–
End Plates (Mounting)	–	.050" Brass
Back Plate	–	.040" Brass
Terminal Screws	Brass (8-32)	Brass (10-32) (white finish on neutral screw when used)
Grounding Screw	Brass (Green)	Bronze (Green)
Flat Head Mounting Screws	Steel-zinc plated	Steel-zinc plated
Auto Ground Clip	Stainless steel	Stainless steel (Used only on IG receptacle)

Part	Materials
Safety-Shroud Receptacles Angle, Surface Semi-Flush	20-30A
Housing and Mounting Flange	Gray Valox®
Mounting Plate (Angle Housing Only)	Galvanized steel
Body Contact Carrier	Natural (white) nylon
Terminal Retainer	Clear polycarbonate
Body Holding Screws	Steel, zinc plated
Contact Springs	Brass
Spring Binding Plate	Brass
Terminal Clamp	Steel, nickel plated .080" curved, scalloped
Terminal Screws	10-32 Brass (white finish on neutral screw when used)
Grounding Screw	Brass (green finish)
Mounting Plate Screws	Steel, zinc plated
Wall Plate Mounting Screws	Steel, zinc plated
Safety-Shroud Twist-Lock Plug	20-30A
Insulgrip Plug with Safety-Shroud installed	
Safety-shroud	White Valox
Cord Clamp	White nylon

Performance

Electrical

Dielectric Voltage	Withstands 2,000V minimum.
Max. Working Voltage	600 Volts RMS.
Current Interrupting	Certified for current interrupting at full rated current.
Temperature Rise Fed. Spec.	Max 30°C temperature rise at full rated current after 250 cycles of overload at 200% of rated current at a power factor of 75%.(WC 596)

Mechanical

Cord Accommodation (Plugs and connectors only)	Round portable service cords of diameters commensurate with the device rating as defined in UL Standard 62, CSA C22.2 No. 49.
Cord Grip Accommodation (Insulgrip)	15A: .230"-.720" (5.8-18.3); 20A & 30A 3W: .360"-.930" (9-24); 20A & 30A 4W-5W: .350"-1.150" (9-29).
Terminal Identification	Terminals identified in accordance with UL 498 (X, Y, Z, White, Green).
Terminal Accommodation	20A & 30A, #16- #8 AWG. 15A, #18-#10 AWG
Product Identification	Ratings are a permanent part of the device housing.

Environmental

Flammability (Enclosure) Plugs, Connectors, Flanged Receptacles & Flanged Inlets Receptacles (Box Mount)	HB or better per UL94/CSA 22.2 No. 0.17. V2 or better.
Operating Temperatures	Maximum Continuous 75° C Minimum -40° C (w/o impact).

®Valox is a registered trademark of General Electric Company.

Watertight Safety-Shroud TWIST-LOCK® Devices

Specifications

20 & 30 Ampere

Specifications

Listings

Listed to UL Standard 498 (Attachment Plugs and Receptacles).
 Certified to CSA Standard No.42 (General Use Receptacles, Attachment Plugs and Similar Wiring Devices).
 Fed. Spec. WC-596.
 UL Listed, CSA Certified to Type 4, 4X and Type 12.

Part	Materials
Watertight Safety-Shroud™ Plug (Insulgrip®)	20 and 30A
Blade Holder	Natural (white) nylon
Terminal Retainer	Clear polycarbonate
Cover (Housing)	Black Valox®
Cord Clamp	White Valox
Blades	Brass
Terminal Clamp	Steel, nickel plated .080" curved scalloped
Terminal Screws	10-32 brass (white finish on neutral screw when used) multiple drive head
Grounding Screw	Brass (green finish) combination head
Cord Clamp Screws	Stainless steel 302/304, combination head
Body Holding Screws	Stainless steel 302/304, combination head
Closure Cap and Strap	Neoprene EPDM Blend
Watertight Safety-Shroud Connector (Insulgrip)	20 and 30A
Body Contact Carrier	Natural (white) nylon
Terminal Retainer	Clear polycarbonate
Contact Spring	Brass
Spring Binding Plate	Brass
Cover (Housing)	Black Valox
Cord Clamp	White Valox
Terminal Clamp	Steel, nickel plated .080" curved scalloped
Terminal Screws	10-32 brass (white finish on neutral screws when used) multiple drive head
Grounding Screw	Brass (green finish) combination head
Cord Grip Screws	Stainless steel 302/304, combination head
Body Holding Screws	Stainless steel 302/304, combination head
Closure Cap and Strap	Polypropylene with Neoprene gasket
*Watertight Safety-Shroud Receptacle, Single	20 and 30A
Housing and Flange	Gray Valox
Body Contact Carrier	Natural (white) nylon
Terminal Retainer	Clear polycarbonate
Drive Screws	Steel, zinc plated
Contact Spring	Brass
Spring Binding Plate	Brass
Terminal Clamp	Steel, nickel plated .080" curved, scalloped
Flange Gasket	Closed-cell neoprene foam
Lid Gasket	Closed-cell neoprene foam
Cover Hinge Pin	Stainless steel 302/304
Cover Spring	Stainless steel 302/304
Terminal Screws	10-32 brass (white finish on neutral screw when used) multiple drive head
Grounding Screw	Brass (green finish) combination head
Mounting Screws	Stainless steel 302/304 combination head
Watertight Safety-Shroud Flanged Inlet	20 and 30A
Housing and Flange	Gray Valox
Blade Holder	Natural (white) nylon
Terminal Retainer	Clear polycarbonate
Blades	Brass
Drive Screws	Steel, zinc plated
Terminal Clamp	Steel, nickel plated .080" curved scalloped
Terminal Screws	10-32 brass (white finish on neutral screw - when used) multiple drive head
Grounding Screw	Brass (green finish) combination head
Closure Cap	Neoprene EPDM blend
Mounting Screws	Stainless steel 302/304 combination head
Performance	
Electrical	
Dielectric Voltage	Withstands 2,000V minimum.
Max. Working Voltage	600 Volts RMS.
Current Interrupting	Certified for current interrupting at full rated current.
Temperature Rise	Max 30 deg. temperature rise at full rated current after 250 cycles of overload at 200% of rated current at a power factor of 75%.(WC 596)
Mechanical	
Cord Accommodation (Plugs and connectors only)	Round portable service cords of diameters commensurate with the device rating as defined in UL Standard 62, CSA C22.2 No. 49.
Cord Grip Accommodation	20 and 30A, 3W: .32"- .93" (8.0-24.0mm) #16-3 Type SJ-#8-3 Type S,SO; 20 and 30A, 4W: .35"-1.15" (9.0-29.0mm) #16-4 Type SJ-#8-4 Type S, SO; 20 and 30A, 5W: .35"-1.15" (9.0-29.0mm) #16-5 Type S,SO - #8-5 Type S,S.O.
Terminal Identification	Terminals identified in accordance with UL 498 (X, Y, Z, White, Green).
Terminal Accommodation	#16- #8 AWG solid or stranded wire.
Product Identification	Ratings are a permanent part of the device blade holder, and are also labeled on device color coded by voltage, visible in use. Catalog No. I.D. is on device visible in use.
Environmental	
Moisture Resistance	Type 4, 4X, 12, IP66 suitability.
Flammability (Enclosure)	V0 per UL94 or CSA 22.2 No. 0.17
Operating Temperatures	Maximum Continuous 75°C; Minimum -40°C (w/o impact).

*Suitable for use as a flanged receptacle.

©Valox is a registered trademark of General Electric Company.

TWIST-LOCK® Devices

Technical Information

50 Ampere

TWIST-LOCK Listing and Specifications

Specifications

Listings

Listed to UL Standard 498 (Attachment Plugs and Receptacles).
Certified to CSA Standard No. 42 (General Use Receptacles, Attachment Plugs and Similar Wiring Devices).

Materials

Part	Materials	Part	Materials
Plug (Twist-Lock)	50A	Ground Contact	One piece copper/nickel
Blade Holder	Rynite® (black)	Seal Cup	Nylon
Power Blades	Brass	Cord Grip crews	302/304 Stainless steel
Terminal Set Screw	Stainless steel	Seal	Neoprene
Terminal Retainer	Rynite	Flanged Inlet	50A
Front & Rear (housing)	Supertough nylon	Flanged Casing	.062" Steel, zinc plate
Cord Clamp	Rynite (white)	Blade Holder	Phenolic
Seal	Neoprene	Pressure Screws	Steel, zinc plate
Seal Cup	Nylon	Blades	.100" Brass
Box Terminal	Copper	Ground Spring	.025" Bronze
Latches	Supertough nylon	Terminals	.050" Steel, brass finish
Ground Contact Spring	One piece copper/nickel	Grounding Terminal	.062" Copper, green finish
Cord Clamp Screws	302/304 Stainless steel	Round Head Screws	Steel, zinc plate
Shroud	302/304 Stainless steel	Receptacle	50A
Connector (Twist-Lock)	50A	Body	Phenolic
Contact Nose	Nylon (black)	Face	Phenolic
Terminal Retainer	Rynite (black)	Contact Springs	.100" Brass alloy
Terminal Set Screw	302/304 Stainless steel	Contact Binding Plates	.100" Brass
Contact Spring	Brass	Ground Contact	.031" Brass
Assembly Ring	302/304 Stainless steel	Insulator	.093" Laminated phenolic
Front & Rear (housing)	Supertough nylon (black)	Bridge (Mounting Strap)	.062" Steel, zinc plate
Latches	Supertough nylon (white)	Pressure Screws	Steel, zinc plate
Cord Clamp	Rynite (white)	Terminals	.050" Steel
Box Terminal	Copper	Casing	.062" Steel, zinc plate
Contact Holder	Rynite (black)	Center Pin (CS Devices)	Steel, zinc plate

Product Identification

Ratings Molded into face for all devices and stamped into stainless steel shroud on plug devices.
Catalog No. Molded into face for plug and connector bodies and stamped into stainless steel shroud on plug devices.

Performance

Electrical

Dielectric Voltage Withstands 2,000V minimum.
Max. Working Voltage 600 Volts RMS.
Current Interrupting Certified for current interrupting at full rated current.
Temperature Rise Max. 30°C temperature rise at full rated current after 50 cycles of overload at 150% rated DC current (UL 498)

Mechanical

Terminal Accommodation #10 AWG min. -#6 AWG max.
Cord Grip Accommodation .750"-1.150" (19.1-29.2).

Environmental

Flammability UL 94 V0 for Receptacles and Inlets. HB or better for Plugs and Connectors.
Operating Temperatures Maximum continuous 75°C; minimum - 40°C (w/o impact).

Please consult the factory for product dimensions and specifications for other products listed in this catalog.

Rynite is a registered trademark of E. I. DuPont.

Switched Safety Enclosures

Technical Information

Switched TWIST-LOCK® and HUBBELLOCK® Enclosures

Specifications

Typical Specifications

Manufacturer's Identification	Hubbell SETL3/SEHBL3-SE2730A.
Description	Lockable Switched Enclosure. This unit is a complete enclosure ready to accept any 20 or 30A Twist-Lock or 30A Hubbellock receptacle.
Electrical Type	2 Pole + Earth through 4 Pole & Earth.
Rating	20 or 30A, 125V through 3ØY 347/600V AC.
Configuration	NEMA Locking L5-20R through L23-30R.
Enclosure Type	Outdoor – Type 3R (Rainproof, Sleet, External Ice), IP54 suitability. Indoor – Type 12K (Dust-tight, Falling Dirt, Noncorrosive Liquids, with Knockout).
Enclosure Material	Non-metallic enclosure suitable for metallic conduit.

Materials

Part	Materials
Base	Valox®/Makroblend®
Top	Valox/Makroblend
Handle	Valox/Makroblend
Conduit Hub	Zinc 3/4" watertight
Enclosure Gasket	Neoprene
Shaft	Valox/Makroblend
Shaft Seal	Molded neoprene
Frame	Galvanized steel
Lift Cover	Valox/Makroblend
Enclosure Screws	Stainless steel 300 series
Hinge Spring and Pin	Stainless steel 300 series

Performance

Electrical

Dielectric Voltage	Withstands 3,000V minimum.
Max. Working Voltage	600V RMS.
Current Interrupting	Certified for current interrupting at full rated current and voltage.
Short Circuit Withstand	Suitable for use on a circuit capable of delivering not more than 10,000 RMS symmetrical amperes at the voltage rating of the receptacle.
Operations	Mechanical 10,000 cycles; electrical 6,000 cycles.

Mechanical

Impact Resistance	In accordance with UL 746C.
Terminal Identification	In accordance with UL, CSA and international conventions.
Product Identification	Identification and ratings are part of external label and receptacle face.
Weight	3.5 pounds.
Mounting	External fully adjustable feet.

Environmental

Moisture Resistance	Outdoor – Type 3R (Rainproof, Sleet, External Ice), IP54 suitability. Indoor – Type 12K (Dust-tight, Falling Dirt, Noncorrosive Liquids, with Knockout).
Flammability	UL94 – 5 VA and V0 classification.
Operating Temperature	Maximum continuous +75°C. Minimum continuous -40°C.
UV Resistance	All materials are UV stabilized.

This device provides on/off switched control of a plug connected load and includes lockout provision: ON-OFF control knob (in the OFF position) accepts up to a 5/16 inch (8.0) diameter shackle of suitable padlock lockout device to isolate energy from the receptacle and cord connected equipment as a method of compliance to OSHA Lockout/Tagout Regulation 29CFR Part 1910.147.

®Makroblend is a registered trademark of Miles.

®Valox is a registered trademark of General Electric Company.

Switched Safety Enclosures

Technical Information

CIRCUIT-LOCK® Unfused Safety-Shroud TWIST-LOCK

Mechanical Interlock**Specifications****Typical Specifications**

Manufacturer's Identification	Hubbell HBLMITL.
Description	CIRCUIT-LOCK Mechanical Interlock.
Electrical Type	2 Pole + Earth through 4 Pole & Earth.
Rating	Up to 30A, 600V AC 3Ø.
Enclosure Type	Outdoor-4X (Watertight, Washdown); Indoor-12K (Dust-tight, Falling Dirt and noncorrosive liquids with knockout. IP66 suitability).
Enclosure Material	Non-metallic enclosure suitable for metallic conduit.

Materials

Part	Material
Base	Valox®
Top	Valox
Handle	Valox
Conduit Hub	Zinc 3/4" watertight
Enclosure Gasket	Neoprene
Shaft	Valox
Shaft Seal	Neoprene
Frame	Galvanized steel
Enclosure Screws	Stainless steel 300 series

Performance**Electrical**

Dielectric Voltage	Withstands 3,000V Min.
Max. Working Voltage	600V RMS.
Current Interrupting	Certified for current interrupting at full rated current voltage.
Short Circuit Withstand Rating	Suitable for use on a circuit capable of delivering not more than 10,000 RMS symmetrical amperes at the voltage rating of the receptacle.
Operations	Mechanical 10,000 cycles; Electrical 6,000 cycles.

Mechanical

Impact Resistance	In accordance with UL 746C.
Terminal Identification	In accordance with UL, CSA.
Product Identification	Identification & ratings are part of the external label & receptacle face.
Weight	3.5 pounds.
Mounting	External full adjustable feet.

Environmental

Moisture Resistance	Outdoor – 4X (Hose-Directed Water, Corrosion Resistance), IP66 suitability.
Flammability	Meets UL 94V0 material classification.
Operating Temperature	Maximum continuous +75°C; Minimum continuous -40°C.
UV Resistance	All exposed materials are UV stabilized.

®Valox is a registered trademark of General Electric Company.

TWIST-LOCK® Devices

Technical Information

VALISE® Plugs and Connectors

Specifications

Plugs	Part	Description
Typical Specification- Catalog No. HBL4723VY.	Plug	15, 20 & 30A
Manufacturer's Identification - Hubbell HBL4723VY.	Housing	Nylon
	Blades	Brass
Description - Straight Body Plug	Ground Blade	Brass
Type - 2 Pole, 3 Wire, Grounding	Terminal Screws	Steel multiple drive
Rating - 15 and 20A 125V, 250V, & 277V AC, 30A 125 & 250V	Cable Inserts	Polyphenylene Oxide
Certification - UL Listed File E1706, CSA Certified	Terminal Clamps	CR Steel
File LR280C	Body Holding Screws	Steel multiple drive
IP Suitability - IP20		

Connector Bodies	Part	Connector
Typical Specification- Catalog No. HBL4729VY	Connector	15, 20 & 30A
Manufacturer's Identification - HBL4729VY	Housing	Nylon
	Contact and Ground Springs	Brass
Description - Straight Body Connector	Terminal Screws	Steel multiple drive
Type - 2 Pole, 3 Wire, Grounding	Cable Inserts	Polyphenylene Oxide
Rating - 15 and 20A 125V, 250V, & 277V AC, 30A 125 & 250V	Terminal Clamps	CR Steel
Certification - UL Listed File E1706, CSA Certified	Body Holding Screws	Steel multiple drive
File LR280C		
IP Suitability - IP20		

Performance

Electrical

Dielectric Voltage	Withstands 2,000V minimum.
Max. Working Voltage	125V, 250V or 277V AC as rated.
Current Interrupting	Certified for full rated current.
Temperature Rise	Max. 30°C temperature rise at full rated current after 50 cycles of overload at 150% rated DC current.

Mechanical

Terminal Identification	Screw Color per UL 498 (Brass, White & Green).
Terminal Accommodation	15A-18 to 12AWG. 20A-18 to 10AWG. 30A-14 to 8AWG.
Product Identification	Molded rating on device face.
Torque	12 in-lb terminal screws, 7 in-lb assembly screws.

Cord Range

15A	.220" to .660" (5.6mm to 16.8mm).
20A	.325" to .720" (8.26mm to 18.3mm).
30A	.590" to .930" (15.0mm to 23.6mm).

Environmental

Flammability	UL 94HB.
Operating Temperature	Maximum continuous 75°C, minimum -40°C (w/o impact).

Standards

NEMA WD1
NEMA WD6
Listed to UL Standard UL498
Certified to CSA Standard C22.2 No. 42